



Main

Range	TeSys
Product name	TeSys GV4
Device short name	GV4L
Product or component type	Circuit breaker
Device application	Motor
Poles description	3P
Utilisation category	Category A
Trip unit technology	Magnetic
Protection type	Short-circuit
[In] rated current	12.5 A
Breaking capacity	[Icu] : 100 kA at 220...240 V AC 50/60 Hz according to IEC 60947-2 [Icu] : 50 kA at 380...415 V AC 50/60 Hz according to IEC 60947-2 [Icu] : 50 kA at 440 V AC 50/60 Hz according to IEC 60947-2 [Icu] : 15 kA at 525 V AC 50/60 Hz according to IEC 60947-2 [Icu] : 8 kA at 660...690 V AC 50/60 Hz according to IEC 60947-2 [Icu] : 25 kA at 500 V AC 50/60 Hz according to IEC 60947-2
[Ics] rated service breaking capacity	100 kA : at 220...240 V AC 50/60 Hz according to IEC 60947-2 50 kA : at 380...415 V AC 50/60 Hz according to IEC 60947-2 50 kA : at 440 V AC 50/60 Hz according to IEC 60947-2 25 kA : at 500 V AC 50/60 Hz according to IEC 60947-2 15 kA : at 525 V AC 50/60 Hz according to IEC 60947-2 2 kA : at 660...690 V AC 50/60 Hz according to IEC 60947-2
Trip unit rating	75...175 A
Control type	Toggle

Complementary


[Ue] rated operational voltage	690 V AC 50/60 Hz conforming to IEC 60947-2
Motor power kW	3.7 kW at 500 V AC 50/60 Hz 3.7 kW at 400...415 V AC 50/60 Hz 11 kW at 660...690 V AC 50/60 Hz 3 kW at 400...415 V AC 50/60 Hz 3 kW at 500 V AC 50/60 Hz



	9 kW at 660...690 V AC 50/60 Hz 7.5 kW at 500 V AC 50/60 Hz 7.5 kW at 660...690 V AC 50/60 Hz 5.5 kW at 400...415 V AC 50/60 Hz 5.5 kW at 500 V AC 50/60 Hz 5.5 kW at 660...690 V AC 50/60 Hz
[Uimp] rated impulse withstand voltage	8 kV according to IEC 60947-2
[Ui] rated insulation voltage	800 V according to IEC 60947-2
Mounting mode	By clips By screws
Mounting support	35 mm symmetrical DIN rail Plate 75 mm symmetrical DIN rail
Suitability for isolation	Yes according to IEC 60947-1
Mechanical durability	40000 cycles
Electrical durability	40000 cycles for AC-3 at 440 V In/2 40000 cycles for AC-3 at 440 V In
Local signalling	Green flag for presence of auxiliary contacts
Number of slots	1 slot(s) for alarm switch fault signalling contact (plug-in) 1 slot(s) for voltage release electrical remote tripping (plug-in) 1 slot(s) for auxiliary switch open/close contact (plug-in)
Connection pitch	27 mm
Connections - terminals	EverLink BTR screw connectors - location: top socket 1 cable(s) 1.5...70 mm ² (solid) EverLink BTR screw connectors - location: top socket 1 cable(s) 1.5...50 mm ² (flexible) EverLink BTR screw connectors - location: bottom socket 1 cable(s) 2.5...95 mm ² (solid) EverLink BTR screw connectors - location: bottom socket 1 cable(s) 2.5...70 mm ² (flexible)
Tightening torque	9 N.m for 16...95 mm ² 5 N.m for 1.5...10 mm ²
Wire stripping length	20 mm
Quality labels	CE
Standards	EN/IEC 60947-2 EN/IEC 60947-4-1
Height	155 mm
Width	81 mm
Depth	116 mm
Product weight	1.5 kg
Colour	Grey RAL 7016

Environment

Product certifications	IEC
Tropicalisation	2 according to IEC 68-2
IP degree of protection	IP40 (front face) according to IEC 60529
IK degree of protection	IK07 according to IEC 62262
Pollution degree	3 according to IEC 60947-1
Mechanical robustness	Shocks 15 Gn for 11 ms according to IEC 60068-2-27 Vibrations +/- 1 mm for 2...13.2 Hz according to IEC 60068-2-6 Vibrations 0.7 gn for 13.2...100 Hz according to IEC 60068-2-6
Ambient air temperature for operation	-25...70 °C
Ambient air temperature for storage	-50...85 °C
Operating altitude	> 2000...5000 m with derating 2000 m without derating

Offer Sustainability

Sustainable offer status	Green Premium product
RoHS (date code: YYWW)	Compliant - since 1736 - Schneider Electric declaration of conformity  Schneider Electric declaration of conformity
REACH	Reference not containing SVHC above the threshold Reference not containing SVHC above the threshold

Product environmental profile	Available  Product environmental
Product end of life instructions	Available  End of life manual
