

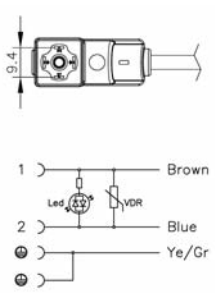
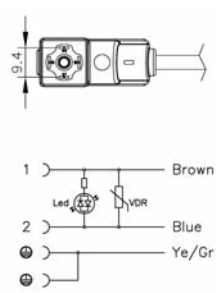
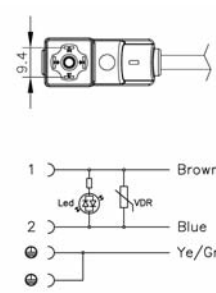
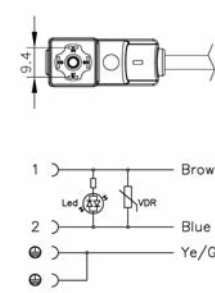


Product description		Industrial standard (9,4 mm)	Industrial standard (9,4 mm)
Standard		C	C
Construction type		C	C
Description	integrated gasket (PUR) and central fixing screw (PE) earth in H6 and H12 position (bridged)	P9,4 connector with moulded cable function indicator (LED) protective circuit (varistor)	P9,4 connector with moulded cable function indicator (LED) protective circuit (varistor)
Housing colour		transparent	transparent
Number of contacts		2 + PE / PE bridged	2 + PE / PE bridged
Cable type		H03VV-F VDE 0281-5 PVC	H03VV-F VDE 0281-5 PVC
Conductors specification		3 G 0,5 mm ² PVC	3 G 0,5 mm ² PVC
Cable length		3 m	3 m
Order no.		MD634V54TA01300	MD634V55TA01300
Other standard options	cable length 5m,	order no. MD634V54TA01500	order no. MD634V55TA01500
Cable jacket colour		black	black
Conductor colours		brown - blue - yellow/green	brown - blue - yellow/green
Cable diameter +/-5%		5,5 mm	5,5 mm
Cable temperature range	static application flexible application	-15°C to + 70°C	-15°C to + 70°C
Drawing			
Technical data			
Pin dimension		3,6 x 0,5mm ; 2,8 x 0,5mm	3,6 x 0,5mm ; 2,8 x 0,5mm
Voltage		24 V AC/DC	115 V AC/DC
Rated current max.		3 A	3 A
Suppressor		VDR 30 Vrms 0,9 Joule	VDR 130 Vrms 4,5 Joule
LED colour		yellow	yellow
Contact resistance		15mΩ max.	15mΩ max.
Overvoltage category		III	III
Mounting		central screw M3 x 23	central screw M3 x 23
Fixing screw torque		0,3 - 0,5 N/m	0,3 - 0,5 N/m
Material			
Contact material		CuSn silver plated	CuSn silver plated
Contact holder material		PA6 GF	PA6 GF
Overmoulding material		TPU	TPU
Environmental conditions			
Protection class (EN 60529)		IP65 , IP67 , [IP69K DIN40050-9]	IP65 , IP67 , [IP69K DIN40050-9]
Pollution severity (EN 60664-1)		3	3
Inflammability class			
Contact holder		V0	V0
Moulded housing		HB	HB
Packaging			
Minimum quantity		100 pieces	100 pieces
Number of boxes suitable:	2 boxes	MD634V54TA01300	MD634V55TA01300
	4 boxes	MD634V54TA01500	MD634V55TA01500
Approximate weight per box		13...15 Kg	13...15 Kg
Box dimension		39 x 39 x 19,5 cm	39 x 39 x 19,5 cm
Other cable options on request			
type (part number)		(A012)	(A012)
Technical specifications on cables and accessories see pages 177-181			

Valve Connectors MD6 series

MOULDED IN CABLE



Industrial standard (9,4 mm)	Industrial standard (9,4 mm)	Industrial standard (9,4 mm)	Industrial standard (9,4 mm)
C	C	C	C
P9,4 connector with moulded cable function indicator (LED) protective circuit (varistor)	P9,4 connector with moulded cable function indicator (LED) protective circuit (varistor)	P9,4 connector with moulded cable function indicator (LED) protective circuit (varistor)	P9,4 connector with moulded cable function indicator (LED) protective circuit (varistor)
transparent	transparent	transparent	transparent
2 + PE / PE bridged	2 + PE / PE bridged	2 + PE / PE bridged	2 + PE / PE bridged
H03VV-F VDE 0281-5 PVC	PUR / PVC	PUR / PVC	PUR / PVC
3 G 0,5 mm ² PVC	3 G 0,5 mm ² PVC	3 G 0,5 mm ² PVC	3 G 0,5 mm ² PVC
3 m	3 m	3 m	3 m
MD634V56TA01300	MD634V54TP11300	MD634V55TP11300	MD634V56TP11300
order no. MD634V56TA01500	order no. MD634V54TP11500	order no. MD634V55TP11500	order no. MD634V56TP11500
black	black	black	black
brown - blue - yellow/green	brown - blue - yellow/green	brown - blue - yellow/green	brown - blue - yellow/green
5,0 mm	5,0 mm	5,0 mm	5,0 mm
-15°C to + 70°C	-40°C to + 80°C	-40°C to + 80°C	-40°C to + 80°C
	-25°C to + 80°C	-25°C to + 80°C	-25°C to + 80°C
			
3,6 x 0,5mm ; 2,8 x 0,5mm	3,6 x 0,5mm ; 2,8 x 0,5mm	3,6 x 0,5mm ; 2,8 x 0,5mm	3,6 x 0,5mm ; 2,8 x 0,5mm
230 V AC/DC	24 V AC/DC	115 V AC/DC	230 V AC/DC
3 A	3 A	3 A	3 A
VDR 275 Vrms 8,6 Joule	VDR 30 Vrms 0,9 Joule	VDR 130 Vrms 4,5 Joule	VDR 275 Vrms 8,6 Joule
yellow	yellow	yellow	yellow
15mΩ max.	15mΩ max.	15mΩ max.	15mΩ max.
III	III	III	III
central screw M3 x 23	central screw M3 x 23	central screw M3 x 23	central screw M3 x 23
0,3 - 0,5 N/m	0,3 - 0,5 N/m	0,3 - 0,5 N/m	0,3 - 0,5 N/m
CuSn silver plated	CuSn silver plated	CuSn silver plated	CuSn silver plated
PA6 GF	PA6 GF	PA6 GF	PA6 GF
TPU	TPU	TPU	TPU
IP65 , IP67 , [IP69K DIN40050-9]	IP65 , IP67 , [IP69K DIN40050-9]	IP65 , IP67 , [IP69K DIN40050-9]	IP65 , IP67 , [IP69K DIN40050-9]
3	3	3	3
V0	V0	V0	V0
HB	HB	HB	HB
100 pieces	100 pieces	100 pieces	100 pieces
MD634V56TA01300	MD634V54TP11300	MD634V55TP11300	MD634V56TP11300
MD634V56TA01500	MD634V54TP11500	MD634V55TP11500	MD634V56TP11500
13...15 Kg	13...15 Kg	13...15 Kg	13...15 Kg
39 x 39 x 19,5 cm	39 x 39 x 19,5 cm	39 x 39 x 19,5 cm	39 x 39 x 19,5 cm
(A012)	(P112)	(P112)	(P112)

Form C - INDUSTRIAL