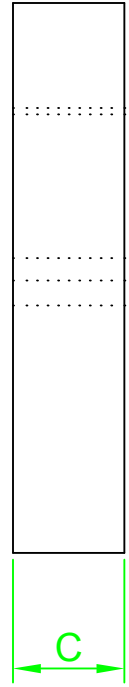
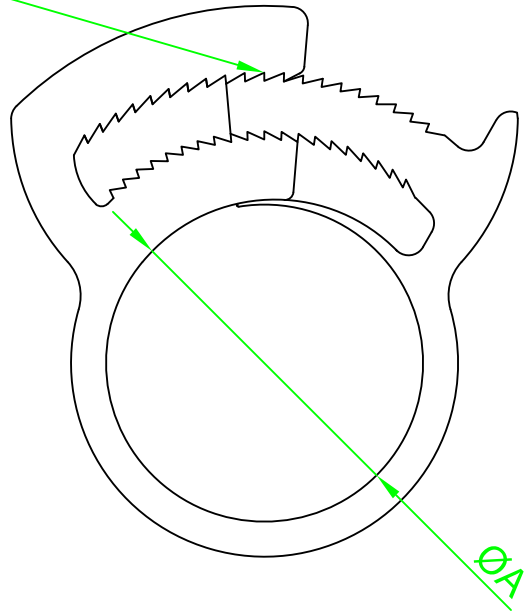


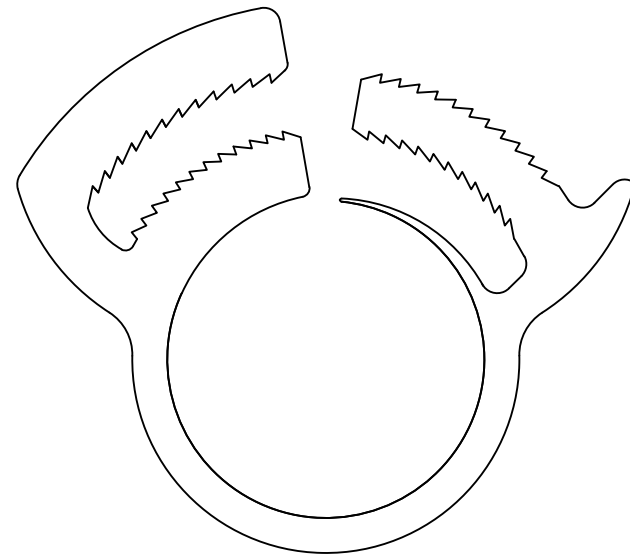
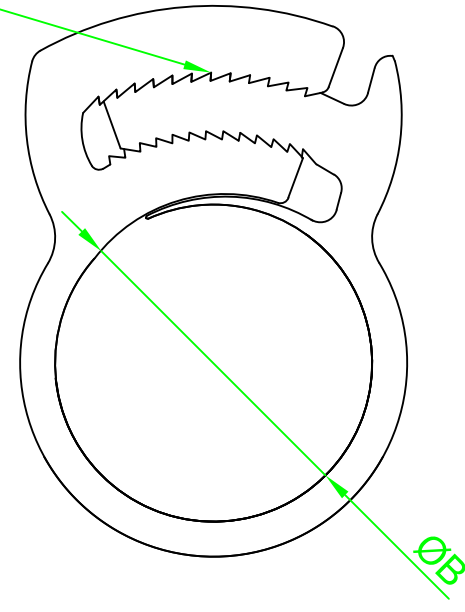
DO NOT SCALE DRAWING



3 Teeth Engaged



All Teeth Engaged



REVISION

A Initial Drawing 27.01.16 DW

Part Number	Size Ref	All Teeth Engaged	3 Teeth Engaged	C Ref
		A - Min Clamp Ø	B - Max Clamp Ø	
SB - HC--- S10	B	7.9	9.2	4.6
SBB - HC--- S10	BB	9.2	10.3	4.5
SG - HC--- S10	G	16.9	19.1	6.9
SJ - HC--- S10	J	20.3	23.0	6.4
SM - HC--- S10	M	26.5	29.5	7.4

NOTES:



DESIGN RIGHT. TR FASTENINGS LTD, 2003  
UNDER NO CIRCUMSTANCES MUST THIS  
DRAWING BE COPIED OR DISCLOSED  
WITHOUT FIRST OBTAINING WRITTEN  
AUTHORITY.

UNLESS OTHERWISE SPECIFIED:  
DIMENSIONS ARE IN MM (MILLIMETERS).  
SURFACE FINISH:  
TOLERANCES:

	NAME	DATE
DRAWN	Darryl Wilson	27/01/2016
CHK'D		
APPVD		

MATERIAL:  
NYLON 6.6

HEAT TREATMENT:

TITLE:  
NYLON HOSE CLAMP

CUSTOMER PART NUMBER:  
N/A

FINISH:  
BLACK

DRAWING NUMBER:  
TR32HC---S10

A4

