

21000N series

Low profile toggle switches

Distinctive features and specifications



- Available with threaded or plain bushing, both with mounting plate
- Low profile - same height for single and double pole
- Wave solderable only

ELECTRICAL SPECIFICATIONS

- Max. current/voltage rating with resistive load :
 - silver contacts (A) : 2A 250VAC - 4A 125VAC - 4A 30VDC
 - gold plated brass contacts (LD) : 100mA 30VDC
- Minimum load :
 - silver contacts (A) : 100mA 10V
 - gold plated brass contacts (LD) : 10 μ A 5VDC - 10mA 50mV
- Initial contact resistance : 20 m Ω max.
- Insulation resistance : 1.000 M Ω min. at 500VDC
- Dielectric strength :
 - 1.000 Vrms 50 Hz min. between terminals
 - 2.000 Vrms 50 Hz min. between poles
 - 2.000 Vrms 50 Hz min. between terminals and frame
- Electrical life at full load :
 - silver contacts (A) : 20.000 cycles
 - gold plated brass contacts (LD) : 50.000 cycles
- Low level or mechanical life : 100.000 cycles

MATERIALS

- Case and cover : PBT
- Actuator : brass, chrome plated
- Bushing : brass, nickel plated
- Contacts
 - A** : silver
 - LD** : brass, gold plated

GENERAL SPECIFICATIONS

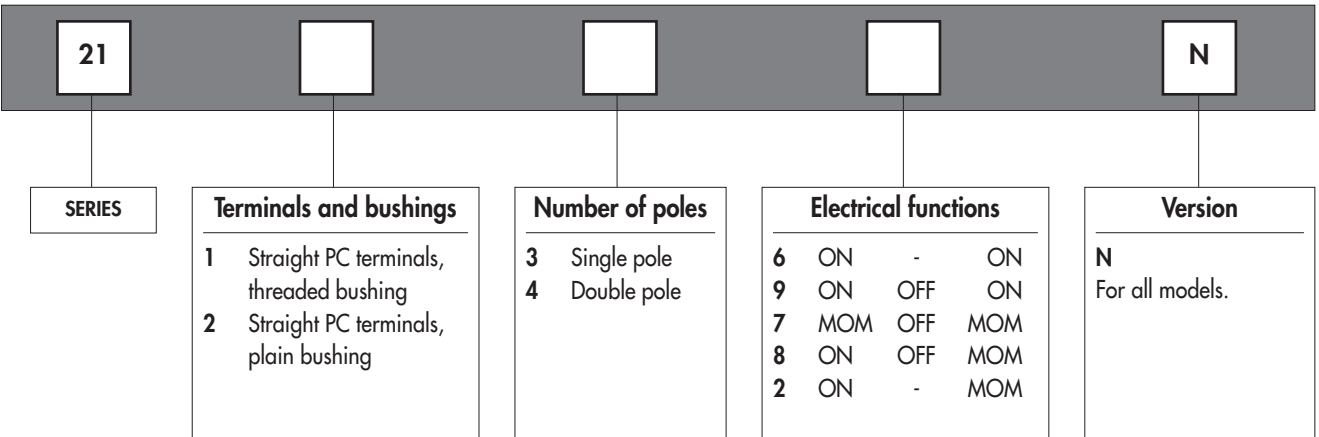
- Operating temperature : -40°C to +85°C

21000N series

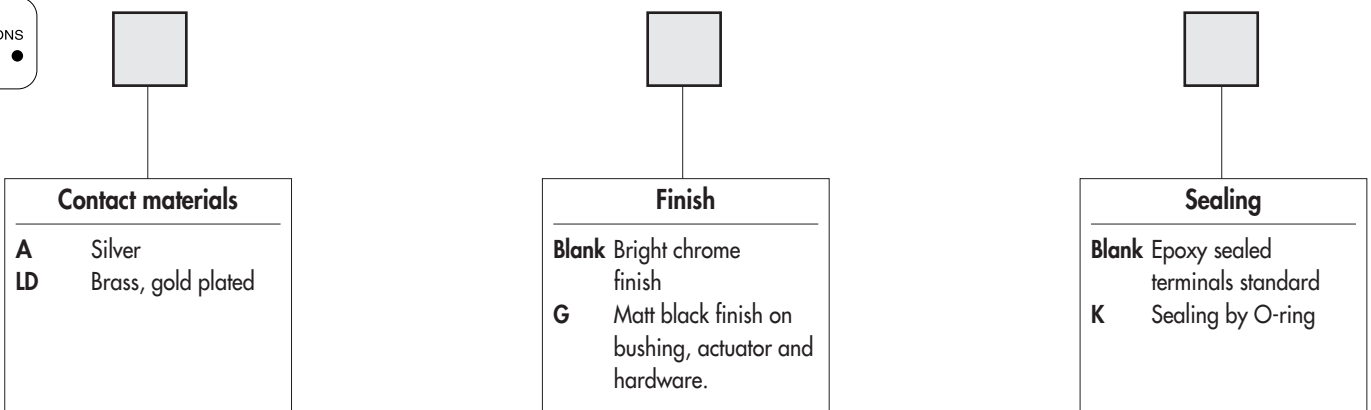
Low profile toggle switches

Overview

MODEL
STRUCTURE



OPTIONS



ABOUT THIS SERIES

On the following pages, you will find successively :

- model structure of switches
- options in the same order as in above chart

Dimensions : first dimensions are in mm while inches are shown as bracketted numbers.



Mounting accessories : standard hardware supplied with all models with threaded bushing : 2 hex nuts 8 mm (.314) across flats. Standard and special hardware available are presented in section I.

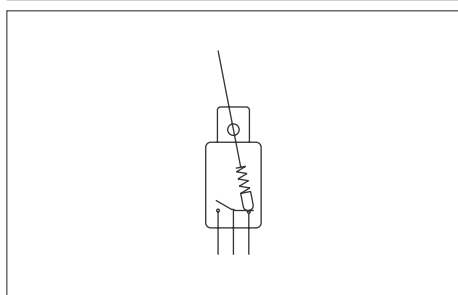


Packaging unit : 50 pieces for SP models, 25 pieces for DP.



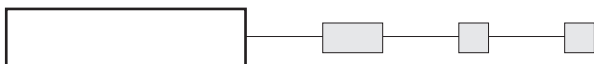
21000N series

Low profile toggle switches



- Epoxy sealed terminals standard
- 1 and 2 pole configurations

MODEL
STRUCTURE

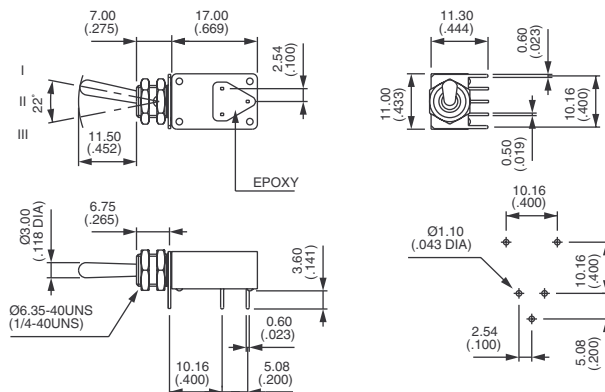


Threaded bushing - single pole



21136N
21139N
21137N
21138N
21132N

| III | II | I |
|-----|-----|-----|
| 2-3 | | 1-2 |
| ON | - | ON |
| ON | OFF | ON |
| MOM | OFF | MOM |
| ON | OFF | MOM |
| ON | - | MOM |

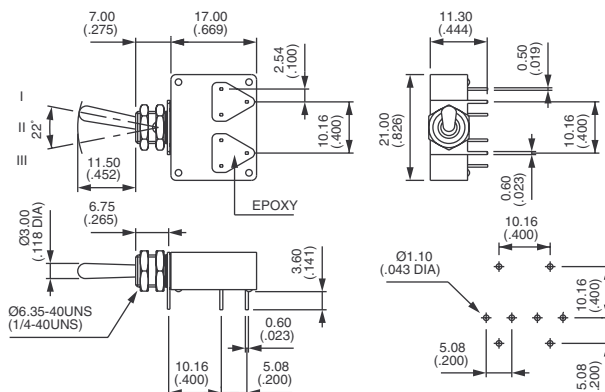


Threaded bushing - double pole



21146N
21149N
21147N
21148N
21142N

| III | II | I |
|-----|-----|-----|
| 2-3 | | 1-2 |
| 5-6 | | 4-5 |
| ON | - | ON |
| ON | OFF | ON |
| MOM | OFF | MOM |
| ON | OFF | MOM |
| ON | - | MOM |

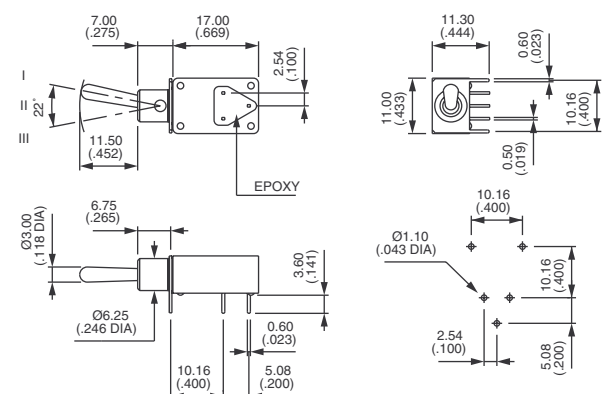


Plain bushing - single pole



21236N
21239N
21237N
21238N
21232N

| III | II | I |
|-----|-----|-----|
| 2-3 | | 1-2 |
| ON | - | ON |
| ON | OFF | ON |
| MOM | OFF | MOM |
| ON | OFF | MOM |
| ON | - | MOM |



21000N series

Low profile toggle switches

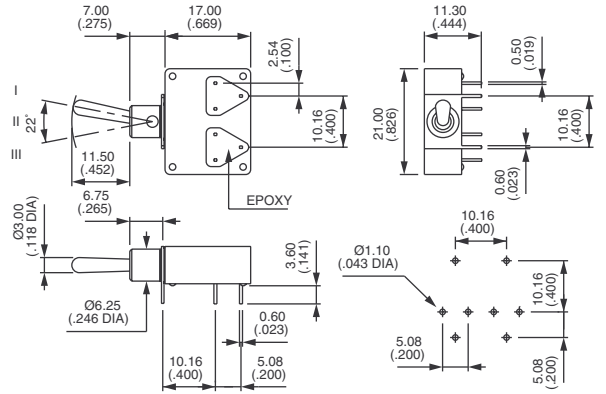
MODEL
STRUCTURE

Plain bushing - double pole

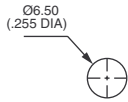


21246N
21249N
21247N
21248N
21242N

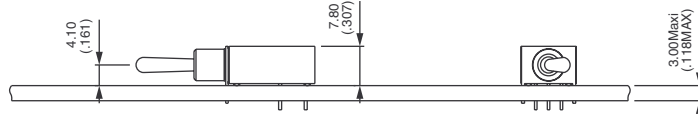
| | | |
|-----|-----|-----|
| III | II | I |
| 2-3 | | 1-2 |
| 5-6 | | 4-5 |
| ON | - | ON |
| ON | OFF | ON |
| MOM | OFF | MOM |
| ON | OFF | MOM |
| ON | - | MOM |



PANEL CUT-OUT

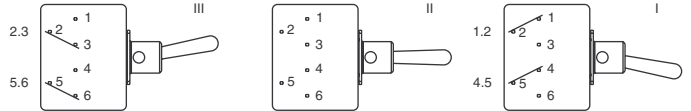


PCB MOUNTING



POSITIONS AND CONNECTIONS

Bottom view



| | | | |
|------------|-----|-----|-----|
| Function 6 | ON | - | ON |
| Function 9 | ON | OFF | ON |
| Function 7 | MOM | OFF | MOM |
| Function 8 | ON | OFF | MOM |
| Function 2 | ON | - | MOM |

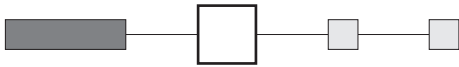
A



21000N series

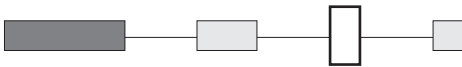
Low profile toggle switches

CONTACT MATERIALS



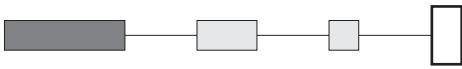
- A Silver
- LD Brass, gold plated

FINISH



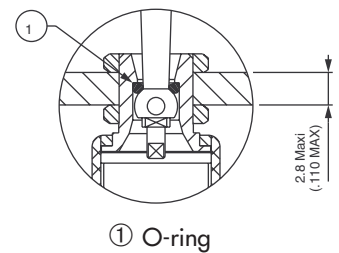
- Blank Bright chrome finish on actuator, nickel plating for bushing and hardware.
- G Matt black finish on bushing, actuator and hardware

SEALING



Epoxy sealed terminals are standard.

- Blank No sealing except standard.
- K Bushing internally sealed by one O-ring (version without washer U360). Protects the switch against water and dust.



① O-ring