

# GRM32ER61C476ME15#

" # " indicates a package specification code.



< List of part numbers with package codes >  
GRM32ER61C476ME15L , GRM32ER61C476ME15K

## Shape

|                                       |             |
|---------------------------------------|-------------|
|                                       |             |
| L size                                | 3.2 ± 0.3mm |
| W size                                | 2.5 ± 0.2mm |
| T size                                | 2.5 ± 0.2mm |
| External terminal width e             | 0.3mm min.  |
| Distance between external terminals g | 1.0mm min.  |
| Size code in inch(mm)                 | 1210 (3225) |

## References

| Packaging | Specifications        | Minimum quantity |
|-----------|-----------------------|------------------|
| L         | 180mm Embossed taping | 1000             |
| K         | 330mm Embossed taping | 4000             |

| Mass (typ.) |       |
|-------------|-------|
| 1 piece     | 110mg |
| 180mm Reel  | 168g  |

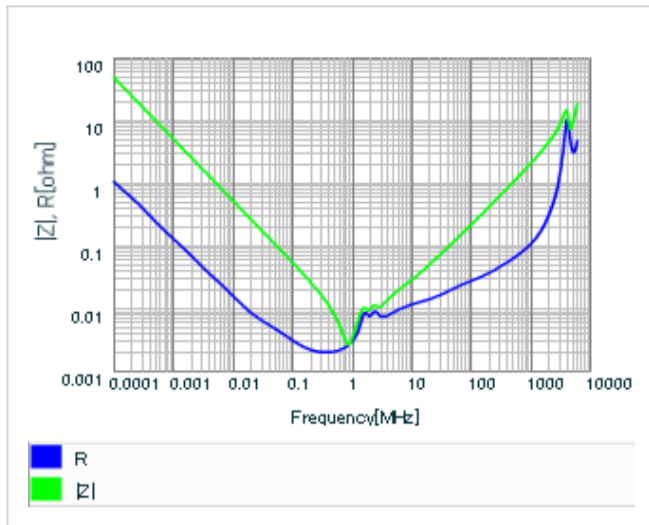
## Specifications

|  |            |
|--|------------|
| Capacitance                                      | 47µF ± 20% |
| Rated voltage                                    | 16Vdc      |
| Temperature characteristics (complied standard)  | X5R(EIA)   |
| Capacitance change rate                          | ± 15.0%    |
| Temperature range of temperature characteristics | -55 to 85  |
| Operating temperature range                      | -55 to 85  |

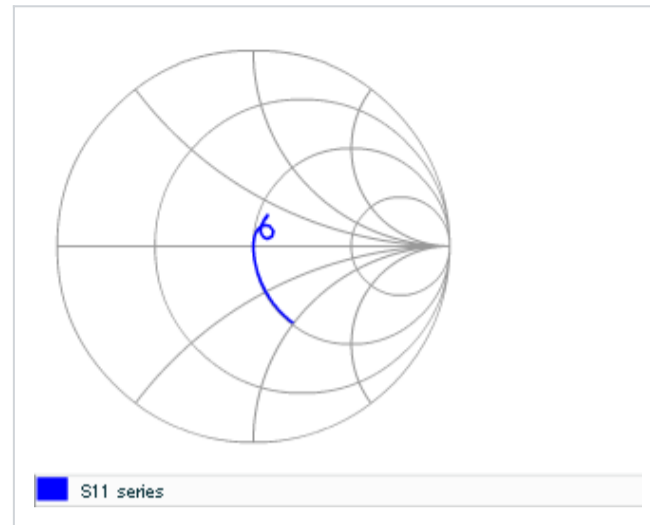
### ⚠ Attention

- 1.This datasheet is downloaded from the website of Murata Manufacturing Co., Ltd. Therefore, it ' s specifications are subject to change or our products in it may be discontinued without advance notice. Please check with our sales representatives or product engineers before ordering.
- 2.This datasheet has only typical specifications because there is no space for detailed specifications. Therefore, please review our product specifications or consult the approval sheet for product specifications before ordering.

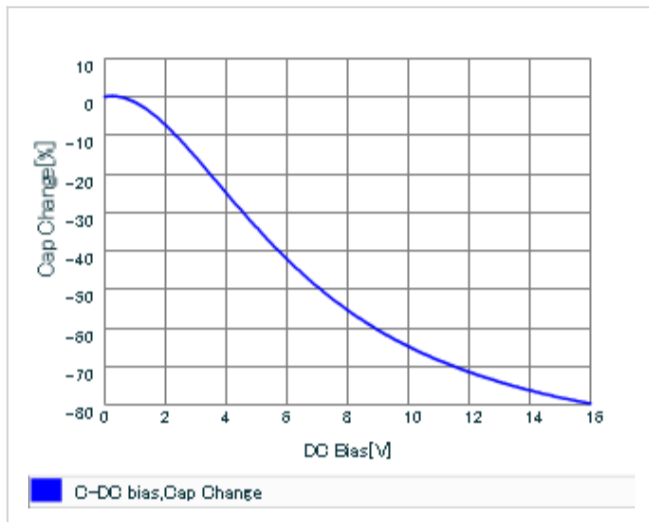
▪ Frequency characteristics (ESR, Impedance)



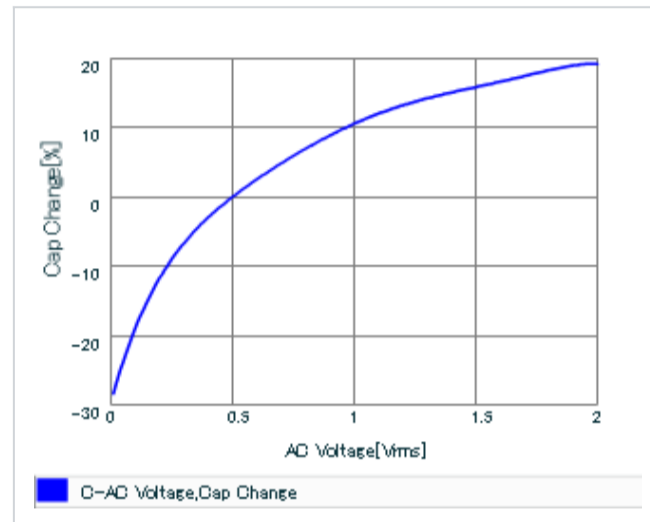
▪ S parameter (Smith chart S11)



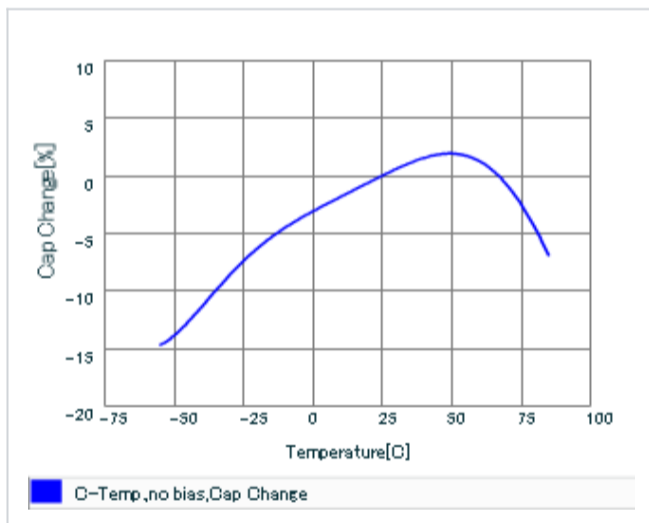
▪ DC bias characteristics



▪ AC voltage characteristics



▪ Capacitance - temperature characteristics



▪ Calorific property by ripple current

