

Datenblatt: S-Flat-ALU: Stele Slim-Line mit geschlossener Aluminium-Rückseite

Superschlank - Superpreiswert!

Die S-Flat-ALU hat im Gegensatz zur S-Flat-Stele eine durchgängige Rückseite aus Aluminium, und eine Design-Umrandung aus poliertem Aluminium. Die Front besteht, wie gewohnt, aus dem Werkstoff MDF und hat eine Klavierlack-Optik in weiss oder schwarz.

Sie ist super-schlank (4 cm!) und in den Monitor-Grössen 40“, 50“ und 58“ erhältlich.

Alle Panels verfügen über eine 4K!-Auflösung und ein Mediaplayer ist bereits integriert. (Nur Bilder in 4K!)

Sie können die S-Flat-ALU mit unseren Mini-PCs, oder preisgünstig, mit einem PC-HDMI-Stick, ergänzen, und auch mit unserer Digital-Signage-Software PIN betreiben.

Die S-Flat-ALU ist für den Indoor-Einsatz konzipiert. Optionen wie Touchscreen, PC oder die Kombination mit PIN Digital Signage machen es zu einer Multi-Funktions-Stele.

Super-schneller Aufbau in ca. 20 Minuten!

Einsatzgebiete:

Messen, Kongresse, Eingangsbereiche, Digitales schwarzes Brett und Digital-Signage-Installationen, Gastronomie, Hotel, Handel, etc.



Datenblatt: S-Flat-ALU: Stele Slim-Line mit geschlossener Aluminium-Rückseite

Ihre Vorteile:





- Zugelassen für 24/7-Betrieb
- 28" bis 58"
- Nur 4 cm tief
- Auch mit Touchscreen
- Schwarz oder weiss
- MDF in Klavierlack-Optik
- Alle Stelen mit 4K-Panel
- 40" – 28kg / 58" – 40 kg
- Media-Player bereits integriert (SD-Card)
- Anschlussmöglichkeit: HDMI/AV/PC-VGA/ Component
- Audio 2x 10W
- 350-400 cd/m²
- Integrierter Timer
- 24 Monate Gewährleistung (Hersteller)







Lieferumfang:

- Netzteil (extern)
 - Anleitung (englisch)
 - Fernbedienung
 - Alle Schrauben und Fussbodenschoner
 - Aufbauwerkzeug
- Super-Schneller Aufbau in ca. 20 Minuten!

Technische Daten:

				
	SWL-40A1A2	SWL-50A1A2	SWL-58A1A2	SWL-58A1A2
LCD DISPLAY				
Model	SWL-40A1A2	SWL-50A1A2	SWL-58A1A2	SWL-58A1A2
Panel Type	40" TFT UHD Panel	50" TFT UHD Panel	58" TFT UHD Panel	58" TFT UHD Panel
Display size:	40"	50"	28"	58"
Active Display area	876.112 (H) x 485.352 (V)	1095.84 (H) x 616.41 (V)	1270.08 (H) x 721.44 (V)	1270.08 (H) x 721.44 (V)
Pixel Pitch	0.076225 (H) x 0.2247 (V)	0.0951 (H) x 0.2854 (V)	0.334 (H) x 0.334 (V)	0.334 (H) x 0.334 (V)
Pixel Arrangement	RGB Vertical Stripe	RGB Vertical Stripe	RGB Vertical Stripe	RGB Vertical Stripe
Backlight	Edge-LED	Edge-LED	Edge-LED	Edge-LED
Backlight rated hours	30000 (LED Decays to 50%)	30000 (LED Decays to 50%)	30000 (LED Decays to 50%)	30000 (LED Decays to 50%)
Refresh rate	50/60Hz	50/60Hz	50/60Hz	50/60Hz
Aspect Ratio:	16:9	16:9	16:9	16:9
Response Time:	Gray to Gray typical Average 9.5ms	Gray to Gray typical Average 9.5ms	Gray to Gray typical Average 9.5ms	Gray to Gray typical Average 9.5ms
HD Resolution:	1920x1080 @ 60 Hz	1920x1080 @ 60 Hz	1920x1080 @ 60 Hz	1920x1080 @ 60 Hz
HD Frame rate	50/60/60 Hz	50/60/60 Hz	50/60/60 Hz	50/60/60 Hz
Contrast Ratio:	4000:1	4000:1	4000:1	4000:1
Brightness (cd/m²):	350cd/m²	350cd/m²	350cd/m²	350cd/m²
Display Color (Max):	1,076 colors (8-bit +FRC)	1,076 colors (8-bit +FRC)	1,076 colors (8-bit +FRC)	1,076 colors (8-bit +FRC)
Viewing Angle:	H:176° V:176° (VA Technology)	H:176° V:176° (VA Technology)	H:176° V:176° (VA Technology)	H:176° V:176° (VA Technology)
Ultra wide viewing technology	Super VMA Technology	Super VMA Technology	Super VMA Technology	Super VMA Technology
Display operation mode	Transmissive (normally black)	Transmissive (normally black)	Transmissive (normally black)	Transmissive (normally black)
Base Treatment	Anti-Glare coating (1%) / Hardness 3H	Anti-Glare coating (1%) / Hardness 3H	Anti-Glare coating (1%) / Hardness 3H	Anti-Glare coating (1%) / Hardness 3H
Base Treatment	Removable	Removable	Removable	Removable
Accessories included	Base, Remote, AC-Cable, Screw	Base, Remote, AC-Cable, Screw	Base, Remote, AC-Cable, Screw	Base, Remote, AC-Cable, Screw
Remote Type	2.4 GHz	2.4 GHz	2.4 GHz	2.4 GHz
Remote printed language	English	English	English	English
Remote Pairing	Receiver key + 2 remote keys (ok+8)	Receiver key + 2 remote keys (ok+8)	Receiver key + 2 remote keys (ok+8)	Receiver key + 2 remote keys (ok+8)
HEAVY				
High color saturation	NTSC 88%	NTSC 88%	NTSC 88%	NTSC 88%
Sound System:	Stereo / Surround / SRS TruSurround XT	Stereo / Surround / SRS TruSurround XT	Stereo / Surround / SRS TruSurround XT	Stereo / Surround / SRS TruSurround XT
Audio Speaker:	10W X 2	10W X 2	10W X 2	10W X 2
CONNECTOR				
CVBS + Audio R/L Input:	X1	X1	X1	X1
Analog VGA:	X1	X1	X1	X1
PC Stereo Input:	X1	X1	X1	X1
HDMI 1 ARC	X1	X1	X1	X1
HDMI 2	X1	X1	X1	X1
HDMI 3 MHL	X1	X1	X1	X1
YCbCr/YPbPr Input:	X1	X1	X1	X1
Coaxial Out:	X1	X1	X1	X1
USB 1	X1	X1	X1	X1
USB 2	X1	X1	X1	X1
On/Off Key	X1	X1	X1	X1
Remote Pair Key	X1	X1	X1	X1
Touch screen	X1	X1	X1	X1
Touch screen USB	No	No	No	No
USB Connection	-	Yes	-	Yes
Touch screen Bright	-	Yes	-	Yes
Touch screen 10 point	-	Optional	-	Optional
Touch Type	-	Yes	-	Yes
Protective glass	-	Yes	-	Yes
Stand	-	-	-	-
CVBS + Audio R/L Input:	Pal/Secam/NTSC 1Vp-p@75ohm 500mVrms	Pal/Secam/NTSC 1Vp-p@75ohm 500mVrms	Pal/Secam/NTSC 1Vp-p@75ohm 500mVrms	Pal/Secam/NTSC 1Vp-p@75ohm 500mVrms
Analog VGA:	H:30-75KHz V:56-75Hz 0.7Vp-p@75ohm Max 1920x1080@60Hz	H:30-75KHz V:56-75Hz 0.7Vp-p@75ohm Max 1920x1080@60Hz	H:30-75KHz V:56-75Hz 0.7Vp-p@75ohm Max 1920x1080@60Hz	H:30-75KHz V:56-75Hz 0.7Vp-p@75ohm Max 1920x1080@60Hz
PC Stereo Input:	500mVrms	500mVrms	500mVrms	500mVrms
HDMI:	HDMI2.0/1.4b / HDCP 2.2/1.4 MHL 3.0/2.1 Compatible	HDMI2.0/1.4b / HDCP 2.2/1.4 MHL 3.0/2.1 Compatible	HDMI2.0/1.4b / HDCP 2.2/1.4 MHL 3.0/2.1 Compatible	HDMI2.0/1.4b / HDCP 2.2/1.4 MHL 3.0/2.1 Compatible

Technische Daten:

				
YCbCr/Y/PP/ Input:	Y:1Vp-p@75ohm, PbPr: 0.7Vp-p@75ohm 500mVrms 480IP, 576IP, 720P, 1080IP	Y:1Vp-p@75ohm, PbPr: 0.7Vp-p@75ohm 500mVrms 480IP, 576IP, 720P, 1080IP	Y:1Vp-p@75ohm, PbPr: 0.7Vp-p@75ohm 500mVrms 480IP, 576IP, 720P, 1080IP	Y:1Vp-p@75ohm, PbPr: 0.7Vp-p@75ohm 500mVrms 480IP, 576IP, 720P, 1080IP
USB 1	2.0	2.0	2.0	2.0
USB 2	2.0	2.0	2.0	2.0
Power	AC Input: 100-240V, 50/60Hz Max 50 Watt	AC Input: 100-240V, 50/60Hz Max 50 Watt	AC Input: 100-240V, 50/60Hz Max 50 Watt	AC Input: 100-240V, 50/60Hz Max 50 Watt
Stand by Power consumption:	<0.5W	<0.5W	<0.5W	<0.5W
Power Code	TBD	TBD	TBD	TBD
Power code mark	TBD	TBD	TBD	TBD
FEATURES	480i/576i, 480p/576p, 720p/1080i, 1080P, 2160P/2160P 480P/576P/720P/1080i, 1080P, 2160P/2160P	480i/576i, 480p/576p, 720p/1080i, 1080P, 2160P/2160P 480P/576P/720P/1080i, 1080P, 2160P/2160P	480i/576i, 480p/576p, 720p/1080i, 1080P, 2160P/2160P 480P/576P/720P/1080i, 1080P, 2160P/2160P	480i/576i, 480p/576p, 720p/1080i, 1080P, 2160P/2160P 480P/576P/720P/1080i, 1080P, 2160P/2160P
Full HD Compatible	Yes	Yes	Yes	Yes
HDMI Input	Yes	Yes	Yes	Yes
HDMI 4k @60Hz	Yes	Yes	Yes	Yes
3D Digital Comb Filter	Yes	Yes	Yes	Yes
Sleep timer	Yes	Yes	Yes	Yes
Advanced Timer	Yes	Yes	Yes	Yes
Power on/off timer	Yes	Yes	Yes	Yes
Smart HDMI	Yes	Yes	Yes	Yes
Color temperature control	Yes	Yes	Yes	Yes
Picture Status Memory	Optional	Optional	Optional	Optional
USB display mode	Yes	Yes	Yes	Yes
USB play list	Yes	Yes	Yes	Yes
USB Auto play mode Video	Yes	Yes	Yes	Yes
USB Auto play mode Photo	Yes	Yes	Yes	Yes
USB Simple mode	Yes	Yes	Yes	Yes
USB Play list mode	Yes	Yes	Yes	Yes
De-Interlace	Yes	Yes	Yes	Yes
OSD Language	English, Swedish, Japan, German, Italy, France, Chinese	English, Swedish, Japan, German, Italy, France, Chinese	English, Swedish, Japan, German, Italy, France, Chinese	English, Swedish, Japan, German, Italy, France, Chinese
dimension with base	w 676x, h 1817x d 440 mm	w 813x, h 1820x d 450 mm	w 916x, h 1820x d 450 mm	w 916x, h 1820x d 450 mm
dimension wif base	w 610x, h 1759x d 66 mm	w 747x, h 1820x d 66 mm	w 850x, h 1820x d 66 mm	w 850x, h 1820x d 66 mm
Thickness upper part	41,50 mm	51 mm	51 mm	51 mm
Packing Size	L 1940 x W 1790 x H 160 mm	L 1940 x W 1800 x H 160 mm	L 1940 x W 1800 x H 160 mm	L 1940 x W 1800 x H 160 mm
Gross weight	47KG	49KG	50KG	50KG
Net weight	35KG	43,5KG	50,5KG	50,5KG
Quantity/Pallet	3	3	3	3
Pallet Size	800 W x 1940 L x 820 H	800 W x 1940 L x 1050 H	800 W x 1940 L x 1150 H	800 W x 1940 L x 1150 H
Other packing	Flight Case available (Optional)	Flight Case available (Optional)	Flight Case available (Optional)	Flight Case available (Optional)
Operating Condition	Normal Condition 20± 15°C Normal Condition 55± 20%	Normal Condition 20± 15°C Normal Condition 55± 20%	Normal Condition 20± 15°C Normal Condition 55± 20%	Normal Condition 20± 15°C Normal Condition 55± 20%
Temperature	0°C - 50°C	0°C - 50°C	0°C - 50°C	0°C - 50°C
Humidity	Min -20°C / Max +60°C	Min -20°C / Max +60°C	Min -20°C / Max +60°C	Min -20°C / Max +60°C
Operating Ambient Temp.	continually changing pattern (Not stationary)	continually changing pattern (Not stationary)	continually changing pattern (Not stationary)	continually changing pattern (Not stationary)
Storage Temp.	continually changing pattern (Not stationary)	continually changing pattern (Not stationary)	continually changing pattern (Not stationary)	continually changing pattern (Not stationary)
Display Pattern	continually changing pattern (Not stationary)	continually changing pattern (Not stationary)	continually changing pattern (Not stationary)	continually changing pattern (Not stationary)
Color	Glossy Black, Code A2; Glossy white, Code A1 Black, Code A2; White, Code A1	Glossy Black, Code A2; Glossy white, Code A1 Black, Code A2; White, Code A1	Glossy Black, Code A2; Glossy white, Code A1 Black, Code A2; White, Code A1	Glossy Black, Code A2; Glossy white, Code A1 Black, Code A2; White, Code A1
Front Standard	Chrome	Chrome	Chrome	Chrome
Back Standard	Open request	Open request	Open request	Open request
Edge Standard	**pcs	**pcs	**pcs	**pcs
Other colors	**pcs	**pcs	**pcs	**pcs
CONTAINER LOAD	**pcs	**pcs	**pcs	**pcs
20" FCL	**pcs	**pcs	**pcs	**pcs
40" FCL	**pcs	**pcs	**pcs	**pcs
40" HQ	**pcs	**pcs	**pcs	**pcs

Technische Daten:



Technische Daten:

Touch Lamina Interactive Displays 4K in 4K out



Features	Specifications	Model ID			
		SWL-28K8-A1 White	SWL-28K8-A2 Black	SWLT-28K8-A1 White	SWLT-28K8-A2 Black
Color					
Panel	Aspect Ratio	16:9			
	Panel Resolution	3840 x 2160 pixels			
	Refresh Rate	60 Hz			
	Static Contrast	1000:1			
	Brightness	300 cd/m ²			
	Response Time	1.5 ms			
Power	Viewing Angle	170/160			
	Power Supply	100-240 V ~ 50/60Hz			
Environment	Power Consumption	40 W			
	Stand-by Power Consump.	<0.50 W			
	Lead Presence	Yes			
Connections	Mercury	0 mg			
	Max Input Signal	3840 x 2160 @ 60Hz			
	HDMI	3 x HDMI (V. 2.0) (HDCP 2.2) 480P/480I/576P/576I//720P/1080I/1080P/2160p @ 60Hz			
Speakers	USB Media Player	2 x USB 2.0			
	VGA	1			
	VGA Audio in	1			
	Component	1 x YpBbPr 480P/480I/576P/576I//720P/1080I/1080P			
	AV	1			
Touch	Digital Audio Output	1 x Coaxial			
	Audio Out	2 x 10 W			
Dimensions	Interface	NA		USB	
	Technology	NA		Infrared	
	Points	NA		10	
Weight	Protection Glass	NA		4 mm	
	Product Height	182 cm		182 cm	
	Product Width	92 cm		92 cm	
Dimension	Product Depth	45 cm		45 cm	
	Net	39 kg		44 kg	
Weight	Package	194 x 77 x 16 cm		194 x 90 x 16 cm	
	Gross	47 kg		60 kg	

Lamina Accessories



Datenblatt: S-Flat-ALU: Stele Slim-Line mit geschlossener Aluminium-Rückseite



Datenblatt: S-Flat-ALU: Stele Slim-Line mit geschlossener Aluminium-Rückseite

FlightCase:

- FlightCase für den sicheren Transport zu Messe
- superflach
- 4 Rollen
- einfach Fuss abschrauben, alles sicher verstauen, zuklappen und fertig!

