



HEATING CURRENT MONITORING CURRENT
 RANGE 32 A 40 DEG. C 400-600 V / 24 V AC/DC FOR
 SOLID STATE RELAY/CONTACTOR REMOTE TEACH
 / W/O CONTROL CON. CUSTOMIZED VERSION

General technical data:

product brand name		SIRIUS
Product designation		heating current monitoring
Product function		solid-state relay / solid-state contactor 3RF2 with standby
Number of poles for main current circuit		0
Protection class IP		IP20
Product designation _1 of the accessories that can be ordered		sealable end cover
Manufacturer article number _1 of the accessories that can be ordered		3RF2900-0RA88
Hole diameter of the current transformer	mm	17
Number of partial loads for load monitoring		6
Ambient temperature		
• during operation	°C	-25 ... +60
• during storage	°C	-55 ... +80
Installation altitude at height above sea level maximum	m	1 000
Vibration resistance acc. to IEC 60068-2-6		2g
Shock resistance acc. to IEC 60068-2-27		15g / 11 ms
Equipment marking acc. to DIN 40719 extended according to IEC 204-2 acc. to IEC 750		A
Equipment marking acc. to DIN EN 61346-2		B

Main circuit:

Number of NO contacts for main contacts		0
Number of NC contacts for main contacts		0

Operating current		
• at AC-1 at 400 V Rated value	A	32
Derating temperature	°C	40
Operating voltage with AC		
• at 50 Hz Rated value	V	400 ... 600
• at 60 Hz Rated value	V	400 ... 600
Operating range relative to the operating voltage with AC		
• at 50 Hz	V	340 ... 660
• at 60 Hz	V	340 ... 660
Operating frequency Rated value	Hz	50 ... 60
Relative symmetrical tolerance of the operating frequency	%	10
Insulation voltage Rated value	V	600
Compensation of the supply voltage fluctuations	%	20
Partial load for load monitoring	A	0.8
Current measuring range	A	0 ... 32

Control circuit/ Control:

Type of voltage		AC/DC
Control supply voltage		
• for DC		
— Rated value	V	24 ... 24
— Full-scale value for signal<0> recognition	V	15
• with AC		
— at 50 Hz		
— Rated value	V	24 ... 24
— Full-scale value for signal<0> recognition	V	14
— at 60 Hz		
— Rated value	V	24 ... 24
— Full-scale value for signal<0> recognition	V	14
Supply voltage frequency for auxiliary and control current circuit Rated value	Hz	50 ... 60
Symmetrical line frequency tolerance	Hz	5
Relative symmetrical tolerance of the supply voltage frequency	%	10
Control current		
• with AC Rated value	mA	40
• for DC Rated value	mA	40
Response delay	s	0.1 ... 3

Auxiliary circuit:

Number of NC contacts for auxiliary contacts		1
Number of NO contacts for auxiliary contacts		0
Number of CO contacts for auxiliary contacts		0
Operating voltage of the auxiliary contacts		
• with AC	V	15 ... 30
• for DC	V	15 ... 30
Operating current of the auxiliary contacts		
• with AC	mA	5 ... 1 000
• for DC	mA	5 ... 1 000






Installation/ mounting/ dimensions:

Mounting type		clip-on
Mounting type Side-by-side mounting		Yes
Width	mm	45
Height	mm	111.5
Depth	mm	69.5

Connections/ Terminals:

Type of electrical connection		
• for auxiliary and control current circuit		screw-type terminals
Design of the thread of the connection screw of the auxiliary and control contacts		M3
Type of connectable conductor cross-section		
• for auxiliary and control contacts		
— solid		1x (0.5 ... 2.5 mm ²), 2x (0.5 ... 1.0 mm ²)
— finely stranded		
— with core end processing		1x (0.5 ... 2.5 mm ²), 2x (0.5 ... 1.0 mm ²)
— without core end processing		1x (0.5 ... 2.5 mm ²), 2x (0.5 ... 1.0 mm ²)
• for AWG conductors for auxiliary and control contacts		1x (AWG 20 ... 12)
Connectable conductor cross-section for auxiliary and control contacts		
• solid	mm ²	0.5 ... 2.5
• finely stranded		
— with core end processing	mm ²	0.5 ... 2.5
— without core end processing	mm ²	0.5 ... 2.5
AWG number as coded connectable conductor cross section for auxiliary and control contacts		12 ... 20
Wire stripping length of the cable for auxiliary and control contacts	mm	7
Tightening torque for auxiliary and control contacts with screw-type terminals	N·m	0.5 ... 0.6
Tightening torque [lbf·in] for auxiliary and control contacts with screw-type terminals	lbf·in	4.5 ... 5.3

Certificates/ approvals:

General Product Approval	EMC	Declaration of Conformity	Test Certificates		
 CSA	 UL		 C-TICK	 EG-Konf.	Type Test Certificates/Test Report

other

[Environmental Confirmations](#)

Further information

Information- and Downloadcenter (Catalogs, Brochures,...)

<http://www.siemens.com/industrial-controls/catalogs>

Industry Mall (Online ordering system)

<http://www.siemens.com/industrymall>

Cax online generator

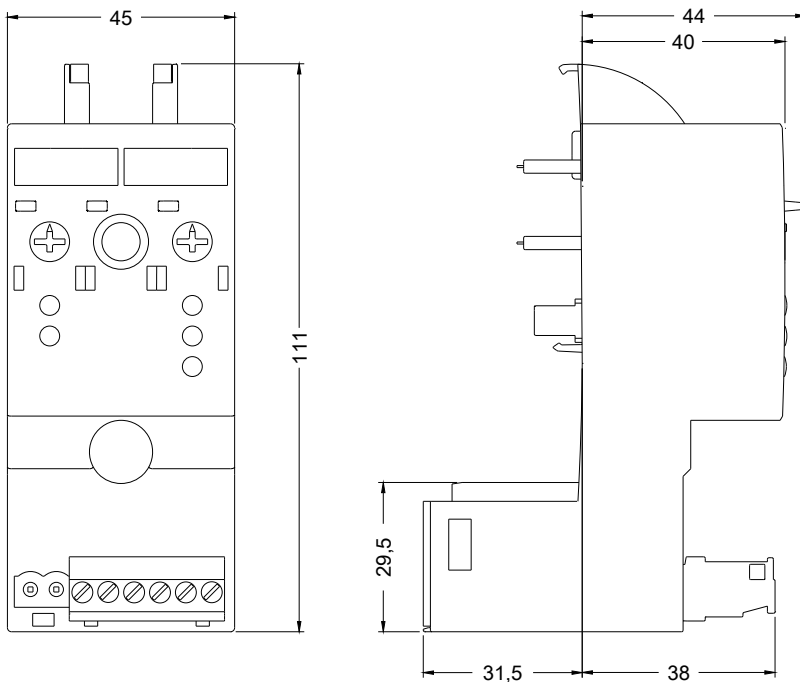
<http://support.automation.siemens.com/WW/CAXorder/default.aspx?lang=en&mlfb=3RF29320JA161KK0>

Service&Support (Manuals, Certificates, Characteristics, FAQs,...)

<http://support.automation.siemens.com/WW/view/en/3RF29320JA161KK0/all>

Image database (product images, 2D dimension drawings, 3D models, device circuit diagrams, EPLAN macros, ...)

http://www.automation.siemens.com/bilddb/cax_de.aspx?mlfb=3RF29320JA161KK0&lang=en



last modified:

09.03.2015