

Roller Chains with Straight Attachments DIN ISO 606 (formerly DIN 8187-2), M1, 2 x p

Material: Special chain steels.

Attachment distance 2 x p
(attachment at every outer link),
either one-sided or two-sided.

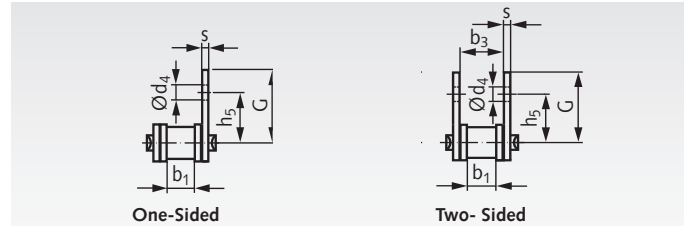
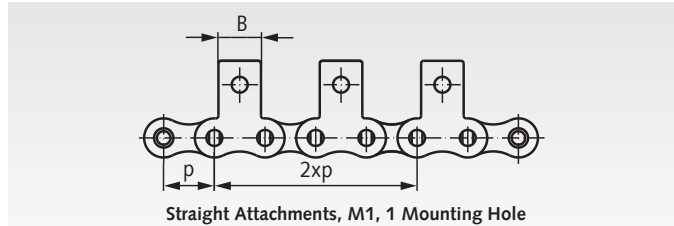
Other attachment distances can be supplied at short notice.
Different attachment sizes and special chains on request.

Connecting links M1 have to be ordered separately (see below).

Ordering Details, e.g., Product No.: 101 000 31, Straight Attachments-Roller Chain
06 B-1-M1, One-Sided on the Outer Link, Distance 2xp



M1 = Slim Version, 1 Mounting Hole

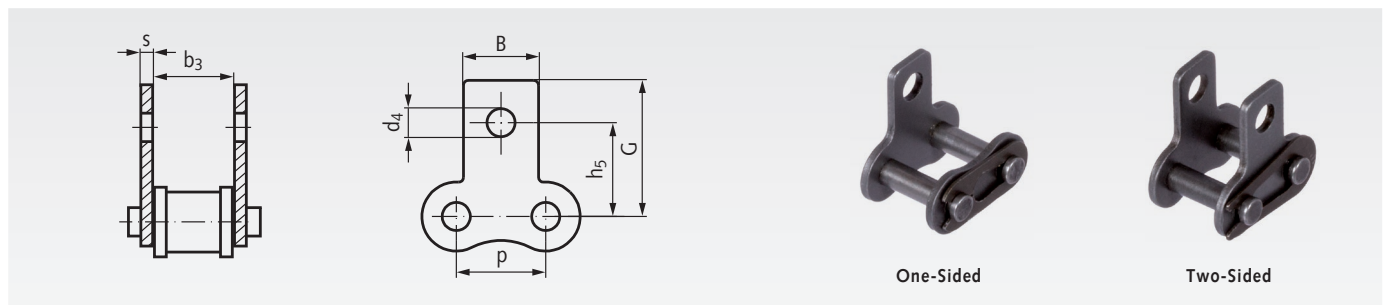


| DIN ISO No. | Product No. One-Sided 2 x p | Product No. Two-Sided 2 x p | Pitch x Inner Width p x b ₁ inch | Pitch p mm | Inner Width b ₁ min. mm | h ₅ mm | G* mm | d ₄ mm | B* mm | s min* mm | b ₃ min. mm | Weight* | |
|-------------------|-----------------------------------|-----------------------------------|--|------------------|---|----------------------|----------|----------------------|----------|--------------|---------------------------|-----------------|-----------------|
| | | | | | | | | | | | | 1-Sided kg/m | 2-Sided kg/m |
| 06 B-1** | 101 000 31 | 101 000 32 | 3/8 x 7/32" | 9,525 | 5,72 | 9,5 | 13,5 | 3,5 | 8,0 | 1,2 | 8,66 | 0,45 | 0,49 |
| 08 B-1 | 105 000 31 | 105 000 32 | 1/2 x 5/16" | 12,7 | 7,75 | 13,0 | 17,9 | 4,5 | 9,5 | 1,6 | 11,43 | 0,75 | 0,81 |
| 10 B-1 | 106 000 31 | 106 000 32 | 5/8 x 3/8" | 15,875 | 9,65 | 16,5 | 21,9 | 5,5 | 14,3 | 1,7 | 13,41 | 1,02 | 1,12 |
| 12 B-1 | 107 000 31 | 107 000 32 | 3/4 x 7/16" | 19,05 | 11,68 | 21,0 | 26,6 | 6,6 | 16,0 | 1,8 | 15,75 | 1,28 | 1,41 |
| 16 B-1 | 108 000 31 | 108 000 32 | 1"x17,02mm | 25,4 | 17,02 | 23,0 | 31,8 | 6,6 | 19,1 | 2,8 | 25,58 | 2,93 | 3,14 |

* The marked dimensions are not listed in the DIN and may vary a little.
Attachments with dimensions according to company standard are still available on request.
** This size is not listed in the DIN.

Attention please: Packing Unit 5m
If special lengths are needed, please tell us the
length and the number of links (uneven number!).
Connecting links have to be ordered separately.

Connecting links M1 with spring clip, with Straight Attachments DIN ISO 606 (formerly DIN 8187-2)



Material: Special chain steels.

Ordering Details, e.g., Product No. 101 003 31, Connecting Link M1, one-sided

M1 = Slim Version, 1 Mounting Hole

| DIN ISO | Product No. One-Sided | Product No. Two-Sided | p mm | h ₅ mm | G* mm | d ₄ mm | B* mm | s min.* mm | b ₃ min. mm | Weight* | |
|------------|--------------------------|--------------------------|---------|----------------------|----------|----------------------|----------|---------------|---------------------------|-----------|-----------|
| | | | | | | | | | | 1-Sided g | 2-Sided g |
| 06 B-1** | 101 003 31 | 101 003 32 | 9,525 | 9,5 | 13,5 | 3,5 | 8,0 | 1,2 | 8,66 | 5 | 5,6 |
| 08 B-1 | 105 003 31 | 105 003 32 | 12,7 | 13,0 | 17,9 | 4,5 | 9,5 | 1,6 | 11,43 | 11,5 | 13,9 |
| 10 B-1 | 106 003 31 | 106 003 32 | 15,875 | 16,5 | 21,9 | 5,5 | 14,3 | 1,7 | 13,41 | 18,1 | 21,2 |
| 12 B-1 | 107 003 31 | 107 003 32 | 19,05 | 21,0 | 26,6 | 6,6 | 16,0 | 1,8 | 15,75 | 24 | 28 |
| 16 B-1 | 108 003 31 | 108 003 32 | 25,4 | 23,0 | 31,80 | 6,6 | 19,1 | 2,8 | 25,58 | 78 | 89 |

* The marked dimensions are not listed in the DIN and may vary a little.
** This size is not listed in the DIN.