
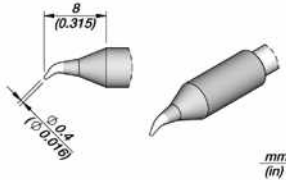
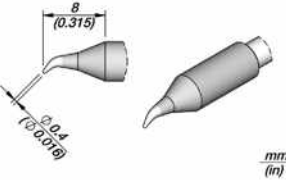
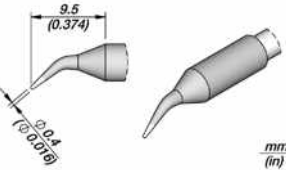
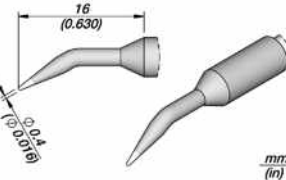
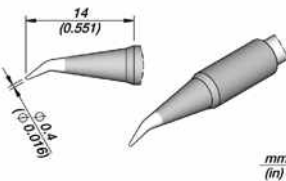
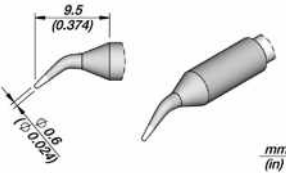
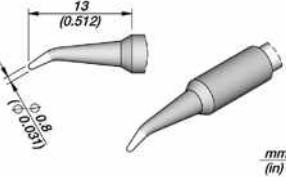
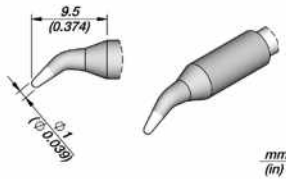


C245 Cartridges for **T245** Handles

	Ref.	Description	Image	Suggested components	Compatible with
	C245-034	Cartridge Conical Bent Ø 0.4 S1		Package 0201, 0402 Fine pitch 0,65mm QFP, IC, ..	Stations: CD, CDE, DI, DDE, DME Tools: T245 range
	C245-234	Cartridge Conical Bent Ø 0.4 S1 L		Package 0201, 0402 Fine pitch 0,65mm QFP, IC, ..	Stations: CD, CDE, DI, DDE, DME Tools: T245 range
	C245-029	Cartridge Conical Bent Ø 0.4 S2		Package 0201, 0402 Fine pitch 0,65mm QFP, IC, ..	Stations: CD, CDE, DI, DDE, DME Tools: T245 range
	C245-126	Cartridge Conical Bent Ø 0.4 S3		Package 0201, 0402 Fine pitch 0,65mm QFP, IC, ..	Stations: CD, CDE, DI, DDE, DME Tools: T245 range
	C245-786	Cartridge Conical Bent Ø 0.4 S4		Package 0201, 0402 Fine pitch 0,65mm QFP, IC, ..	Stations: CD, CDE, DI, DDE, DME Tools: T245 range
	C245-929	Cartridge Conical Bent Ø 0.6		Package 0603 QFP, IC, ..	Stations: CD, CDE, DI, DDE, DME Tools: T245 range
	C245-935	Cartridge Conical Bent Ø 0.8		Through hole	Stations: CD, CDE, DI, DDE, DME Tools: T245 range
	C245-904	Cartridge Conical Bent Ø 1		General use	Stations: CD, CDE, DI, DDE, DME Tools: T245 range