

GN 732.1 | Shoulder screws with collar

Steel or stainless steel AISI 303



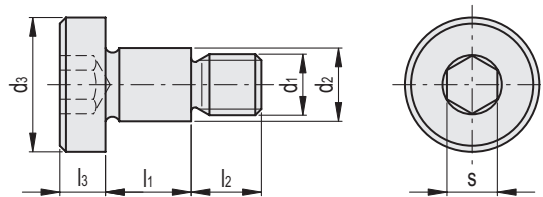
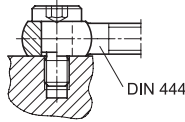
- 1
- 2
- 3
- 4
- 5
- 6
- 7
- 8
- 9
- 10
- 11
- 12
- 13
- 14
- 15
- 16
- 17
- 18

STANDARD EXECUTIONS

- **GN 732.1-ST**: black-oxide steel class 5.8 (tensile strength 500 N/mm²), case-hardened (hardening depth 0.2 ÷ 0.4 mm).
- **GN 732.1-NI**: AISI 303 stainless steel

FEATURES AND APPLICATIONS

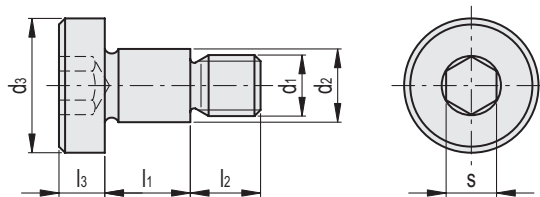
d2 and l1 dimensions can be used with GN 732.1 shoulder screws together with eye screws DIN 444 (see page 888), eye nuts type GN 444.2 (see page 889) hubs with eccentric cam type GN 919 (see page 946).



GN 732.1-ST

Code	Description	d1	d2	d3	l1 +0.25 +0.13	l2	l3	s	⚖
GN.27771	GN 732.1-M5-6-5-ST	M5	6 -0.03/-0.05	12	5	7	3	3	4
GN.27772	GN 732.1-M5-6-6-ST	M5	6 -0.03/-0.05	12	6	7	3	3	4
GN.27944	GN 732.1-M5-6-7-ST	M5	6 -0.03/-0.05	12	7	7	3	3	5
GN.27773	GN 732.1-M5-6-8-ST	M5	6 -0.03/-0.05	12	8	7	3	3	5
GN.27776	GN 732.1-M6-8-5-ST	M6	8 -0.05/-0.08	14	5	8	4	4	8
GN.27775	GN 732.1-M6-8-6-ST	M6	8 -0.05/-0.08	14	6	8	4	4	8
GN.27777	GN 732.1-M6-8-8-ST	M6	8 -0.05/-0.08	14	8	8	4	4	9
GN.27955	GN 732.1-M6-8-9-ST	M6	8 -0.05/-0.08	14	9	8	4	4	9
GN.27778	GN 732.1-M6-8-10-ST	M6	8 -0.05/-0.08	14	10	8	4	4	10
GN.27958	GN 732.1-M6-8-12-ST	M6	8 -0.05/-0.08	14	12	8	4	4	10
GN.27960	GN 732.1-M6-8-13-ST	M6	8 -0.05/-0.08	14	13	8	4	4	8
GN.27966	GN 732.1-M8-10-8-ST	M8	10 -0.05/-0.08	16	8	11	5	5	14
GN.27781	GN 732.1-M8-10-10-ST	M8	10 -0.05/-0.08	16	10	11	5	5	17
GN.27782	GN 732.1-M8-10-12-ST	M8	10 -0.05/-0.08	16	12	11	5	5	18
GN.27970	GN 732.1-M8-10-14-ST	M8	10 -0.05/-0.08	16	14	11	5	5	19
GN.27972	GN 732.1-M8-10-15-ST	M8	10 -0.05/-0.08	16	15	11	5	5	18
GN.27786	GN 732.1-M10-12-12-ST	M10	12 -0.05/-0.08	19	12	13	6	6	29
GN.27787	GN 732.1-M10-12-14-ST	M10	12 -0.05/-0.08	19	14	13	6	6	30
GN.27979	GN 732.1-M10-12-16-ST	M10	12 -0.05/-0.08	19	16	13	6	6	32
GN.27981	GN 732.1-M10-12-17-ST	M10	12 -0.05/-0.08	19	17	13	6	6	35
GN.27791	GN 732.1-M12-14-14-ST	M12	14 -0.05/-0.08	22	14	16	8	8	49
GN.27792	GN 732.1-M12-14-16-ST	M12	14 -0.05/-0.08	22	16	16	8	8	51
GN.27989	GN 732.1-M12-14-18-ST	M12	14 -0.05/-0.08	22	18	16	8	8	53
GN.27991	GN 732.1-M14-16-17-ST	M14	16 -0.05/-0.08	25	17	19	8	8	71
GN.27993	GN 732.1-M14-16-18-ST	M14	16 -0.05/-0.08	25	18	19	8	8	73

Standard machine parts



GN 732.1-NI

INOX STAINLESS STEEL

Code	Description	d1	d2	d3	l1 +0.25 +0.13	l2	l3	s	⚖
GN.27941	GN 732.1-M5-6-5-NI	M5	6 -0.03/-0.05	12	5	7	3	3	4
GN.27942	GN 732.1-M5-6-6-NI	M5	6 -0.03/-0.05	12	6	7	3	3	4
GN.27943	GN 732.1-M5-6-7-NI	M5	6 -0.03/-0.05	12	7	7	3	3	5
GN.27945	GN 732.1-M5-6-8-NI	M5	6 -0.03/-0.05	12	8	7	3	3	5
GN.27951	GN 732.1-M6-8-5-NI	M6	8 -0.05/-0.08	14	5	8	4	4	7
GN.27952	GN 732.1-M6-8-6-NI	M6	8 -0.05/-0.08	14	6	8	4	4	9
GN.27953	GN 732.1-M6-8-8-NI	M6	8 -0.05/-0.08	14	8	8	4	4	9
GN.27954	GN 732.1-M6-8-9-NI	M6	8 -0.05/-0.08	14	9	8	4	4	9
GN.27956	GN 732.1-M6-8-10-NI	M6	8 -0.05/-0.08	14	10	8	4	4	9
GN.27957	GN 732.1-M6-8-12-NI	M6	8 -0.05/-0.08	14	12	8	4	4	10
GN.27959	GN 732.1-M6-8-13-NI	M6	8 -0.05/-0.08	14	13	8	4	4	9
GN.27965	GN 732.1-M8-10-8-NI	M8	10 -0.05/-0.08	16	8	11	5	5	15
GN.27967	GN 732.1-M8-10-10-NI	M8	10 -0.05/-0.08	16	10	11	5	5	16
GN.27968	GN 732.1-M8-10-12-NI	M8	10 -0.05/-0.08	16	12	11	5	5	18
GN.27969	GN 732.1-M8-10-14-NI	M8	10 -0.05/-0.08	16	14	11	5	5	19
GN.27971	GN 732.1-M8-10-15-NI	M8	10 -0.05/-0.08	16	15	11	5	5	19
GN.27976	GN 732.1-M10-12-12-NI	M10	12 -0.05/-0.08	19	12	13	6	6	28
GN.27977	GN 732.1-M10-12-14-NI	M10	12 -0.05/-0.08	19	14	13	6	6	30
GN.27978	GN 732.1-M10-12-16-NI	M10	12 -0.05/-0.08	19	16	13	6	6	31
GN.27980	GN 732.1-M10-12-17-NI	M10	12 -0.05/-0.08	19	17	13	6	6	32
GN.27986	GN 732.1-M12-14-14-NI	M12	14 -0.05/-0.08	22	14	16	8	8	50
GN.27987	GN 732.1-M12-14-16-NI	M12	14 -0.05/-0.08	22	16	16	8	8	51
GN.27988	GN 732.1-M12-14-18-NI	M12	14 -0.05/-0.08	22	18	16	8	8	53
GN.27990	GN 732.1-M14-16-17-NI	M14	16 -0.05/-0.08	25	17	19	8	8	71
GN.27992	GN 732.1-M14-16-18-NI	M14	16 -0.05/-0.08	25	18	19	8	8	73

