

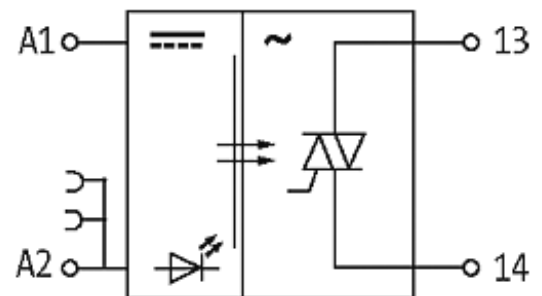
MIRO 6.2 24VDC-250VAC/1A OPTO-COUPLER MODULE

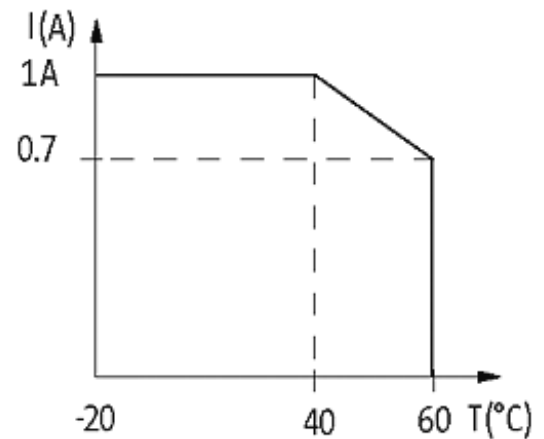
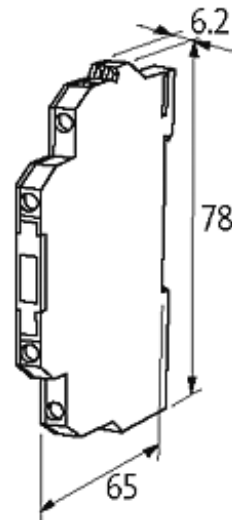
IN: 53 VDC - OUT: 250 VAC / 1 A

Triac 1 A
53 V DC
Screw terminals

[Link to Product](#)

Illustration





Product may differ from Image

Input

Voltage range ON	12...53 V DC
Voltage range OFF	0...3 V DC
Control current	12 mA (24 V DC)
LED display	LED (yellow)

General data

Test isolation voltage	2.5 kV
Mounting method	DIN-rail mountable (EN 60715)
Housing	Black plastic, flame retardant
Temperature range	0...+60 °C
Dimensions H × W × D	78×6.2×65 mm

Output

Switching voltage	12...250 V AC
Switching current per output	10 mA...1 A
Saturation voltage (across output)	max. 1.5 V AC
Leakage current (output is open)	max. 1 mA
Switching time ON/OFF	10/10 ms

Switching frequency max. 2 Hz, depending on suppression

Commercial data

country of origin	CZ
customs tariff number	85414090
minimum order quantity	1