



CONTACTOR RELAY, 4NO, DC 125V, SZ S00,
SPRING-LOADED TERMINAL

| | | |
|---------------------|--|-----------------|
| product brand name | | SIRIUS |
| Product designation | | contactor relay |

General technical data:

| | | |
|---|----|------------|
| Insulation voltage | | |
| <ul style="list-style-type: none"> with degree of pollution 3 Rated value | V | 690 |
| Degree of pollution | | 3 |
| Surge voltage resistance Rated value | kV | 6 |
| Mechanical service life (switching cycles) | | |
| <ul style="list-style-type: none"> of the contactor typical | | 30 000 000 |
| <ul style="list-style-type: none"> of the contactor with added electronics-compatible auxiliary switch block typical | | 5 000 000 |
| <ul style="list-style-type: none"> of the contactor with added auxiliary switch block typical | | 10 000 000 |
| Protection class IP | | |
| <ul style="list-style-type: none"> on the front | | IP20 |
| Equipment marking | | |
| <ul style="list-style-type: none"> acc. to DIN EN 61346-2 | | K |
| <ul style="list-style-type: none"> acc. to DIN EN 81346-2 | | K |

Control circuit/ Control:

| | | |
|--|---|-------------|
| Type of voltage of the control supply voltage | | DC |
| Control supply voltage for DC | | |
| <ul style="list-style-type: none"> Rated value | V | 125 |
| Operating range factor control supply voltage rated value of the magnet coil for DC | | 0.8 ... 1.1 |
| Closing power of the magnet coil for DC | W | 4 |

| | | |
|--|---|---|
| Holding power of the magnet coil for DC | W | 4 |
|--|---|---|

Auxiliary circuit:

| | | |
|---|---|---|
| Number of NO contacts | | |
| <ul style="list-style-type: none"> • for auxiliary contacts | | 4 |
| <ul style="list-style-type: none"> — instantaneous contact | | 4 |
| Product expansion Auxiliary switch | | Yes |
| Identification number and letter for switching elements | | 40 E |
| Operating current at AC-15 | | |
| <ul style="list-style-type: none"> • at 230 V Rated value | A | 10 |
| <ul style="list-style-type: none"> • at 400 V Rated value | A | 3 |
| <ul style="list-style-type: none"> • at 690 V Rated value | A | 1 |
| Design of the miniature circuit breaker | | |
| <ul style="list-style-type: none"> • for short-circuit protection of the auxiliary circuit up to 230 V | | C characteristic: 6 A; 0.4 kA |
| Contact reliability of the auxiliary contacts | | 1 faulty switching per 100 million (17 V, 1 mA) |

UL/CSA ratings:

| | | |
|--|--|-------------|
| Contact rating of the auxiliary contacts acc. to UL | | A600 / Q600 |
|--|--|-------------|

Short-circuit:

| | | |
|---|--|------------------|
| Design of the fuse link | | |
| <ul style="list-style-type: none"> • for short-circuit protection of the auxiliary switch required | | fuse gL/gG: 10 A |

Installation/ mounting/ dimensions:

| | | |
|---|----|--|
| mounting position | | +/-180° rotation possible on vertical mounting surface; can be tilted forward and backward by +/- 22.5° on vertical mounting surface |
| Mounting type | | screw and snap-on mounting onto 35 mm standard mounting rail |
| Height | mm | 70 |
| Width | mm | 45 |
| Depth | mm | 73 |
| Required spacing | | |
| <ul style="list-style-type: none"> • for grounded parts — at the side | mm | 6 |
| <ul style="list-style-type: none"> • for live parts — at the side | mm | 6 |

Connections/ Terminals:

| | | |
|---|--|-------------------------|
| Type of electrical connection | | |
| <ul style="list-style-type: none"> • for auxiliary and control current circuit | | spring-loaded terminals |
| Type of connectable conductor cross-section | | |
| <ul style="list-style-type: none"> • for auxiliary contacts | | |

| | | |
|---|--|-----------------------------------|
| — single or multi-stranded | | 2x (0.5 ... 4 mm ²) |
| — finely stranded with core end processing | | 2x (0.5 ... 2.5 mm ²) |
| — finely stranded without core end processing | | 2x (0.5 ... 2.5 mm ²) |
| • for AWG conductors for auxiliary contacts | | 2x (20 ... 12) |

Safety related data:

| | | |
|---|-----|---------------------------|
| B10 value with high demand rate acc. to SN 31920 | | 1 000 000 |
| • Note | | With 0.3 x I _e |
| Proportion of dangerous failures | | |
| • with low demand rate acc. to SN 31920 | % | 40 |
| • with high demand rate acc. to SN 31920 | % | 73 |
| Failure rate [FIT] with low demand rate acc. to SN 31920 | FIT | 100 |
| T1 value for proof test interval or service life acc. to IEC 61508 | y | 20 |
| Protection against electrical shock | | finger-safe |

Mechanical data:

| | | |
|--------------------------|--|-----|
| Size of contactor | | S00 |
|--------------------------|--|-----|

Ambient conditions:

| | | |
|--|----|-------------|
| Installation altitude at height above sea level maximum | m | 2 000 |
| Ambient temperature | | |
| • during operation | °C | -25 ... +60 |
| • during storage | °C | -55 ... +80 |

Certificates/ approvals:

| | | |
|--------------------------|---------------------------------------|---------------------------|
| General Product Approval | Functional Safety/Safety of Machinery | Declaration of Conformity |
|--------------------------|---------------------------------------|---------------------------|



[Type Examination](#)



| | |
|-------------------|-------------------|
| Test Certificates | Shipping Approval |
|-------------------|-------------------|

[Type Test Certificates/Test Report](#)

[Special Test Certificate](#)



| | |
|-------------------|-------|
| Shipping Approval | other |
|-------------------|-------|



[Environmental Confirmations](#)



Further information

Information- and Downloadcenter (Catalogs, Brochures,...)

<http://www.siemens.com/industrial-controls/catalogs>

Industry Mall (Online ordering system)

<http://www.siemens.com/industrymall>

Cax online generator

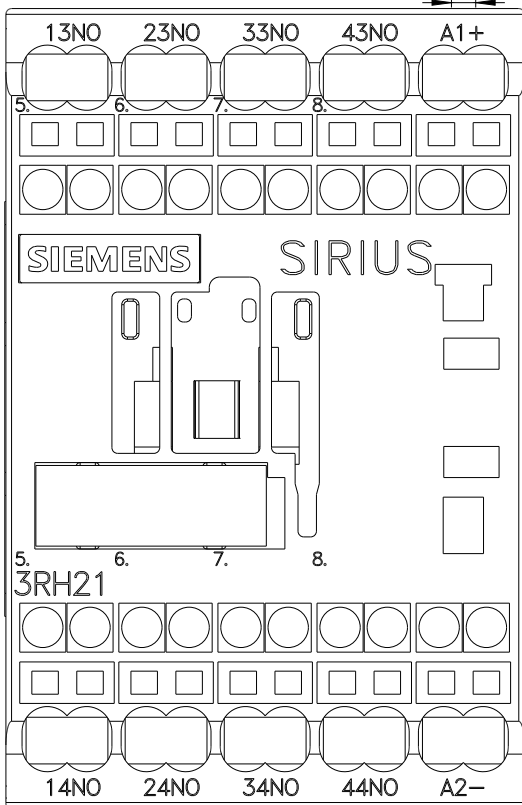
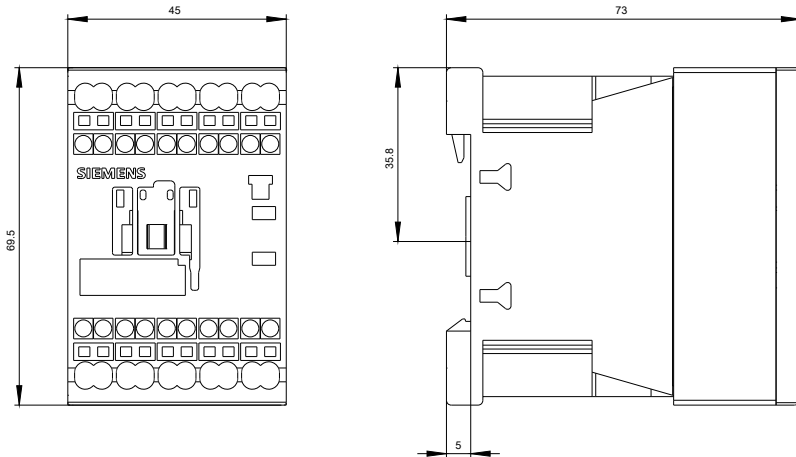
<http://support.automation.siemens.com/WW/CAXorder/default.aspx?lang=en&mfb=3RH21402BG40>

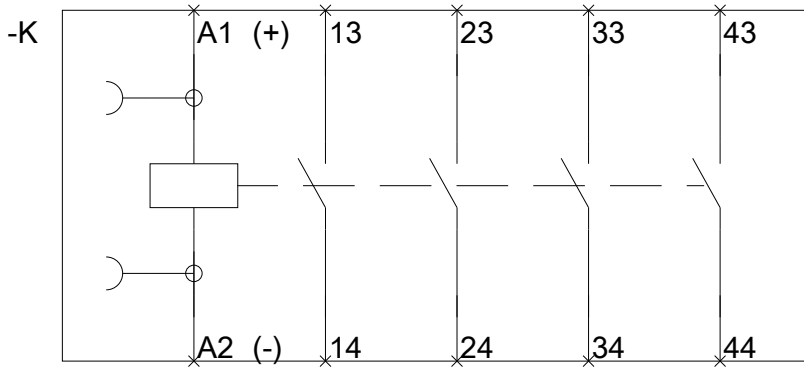
Service&Support (Manuals, Certificates, Characteristics, FAQs,...)

<http://support.automation.siemens.com/WW/view/en/3RH21402BG40/all>

Image database (product images, 2D dimension drawings, 3D models, device circuit diagrams, EPLAN macros, ...)

http://www.automation.siemens.com/bilddb/cax_de.aspx?mfb=3RH21402BG40&lang=en





last modified:

11.03.2015