

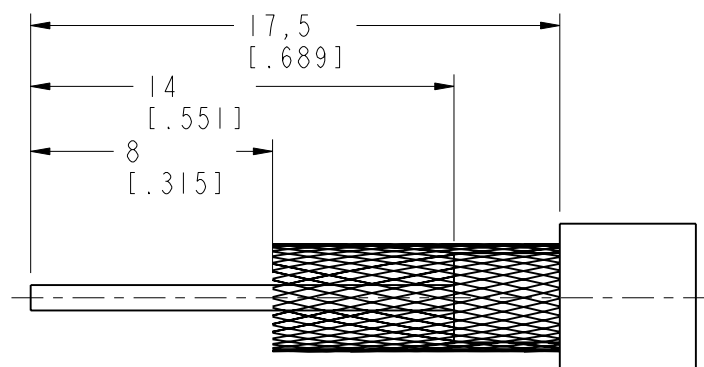
NOTES:

1. MATERIALS AND FINISHES(PLATING THICKNESS IN MICRO-INCHES):
 BODY - BRASS, NICKEL PLATING

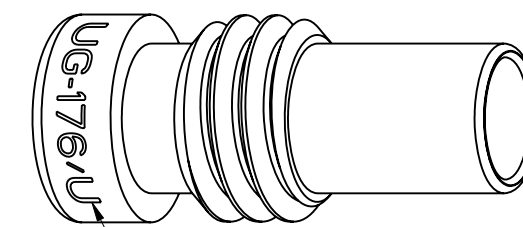
THIRD ANGLE PROJ.

REVISIONS

REV	DESCRIPTION	DATE	ECO	APPR
A	RELEASE TO MFG.	8/29/68	16529	
G	ADD SHEET 2	2/18/00	43266	CPM
H	STAMP "AMPHENOL " WAS "74868 " \RD-DMI204050IR3	19-Apr-12	48877	DH

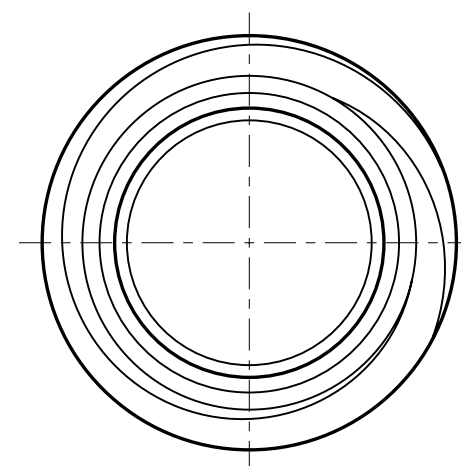
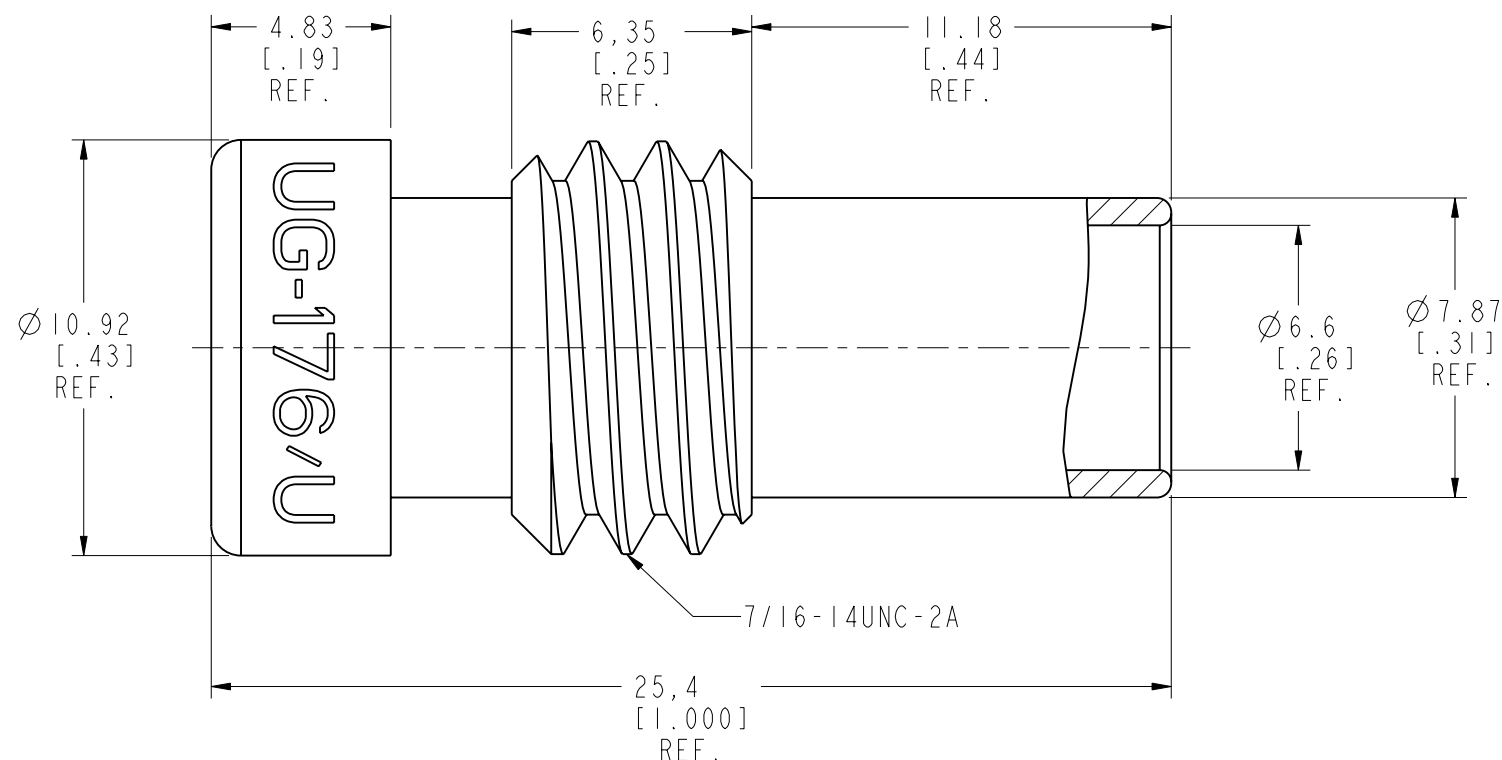


SCALE 4.000
 RECOMMENDED
 CABLE STRIPPING DIM'S



STAMP "AMPHENOL UG-176/U"

SCALE 2.500



CUSTOMER OUTLINE DRAWING

ALL OTHER SHEETS ARE FOR INTERNAL USE ONLY

UNLESS OTHERWISE SPECIFIED, DIMENSIONS ARE IN METRIC AND TOLERANCES ARE: <0.5mm ±0.05mm 0.5 - 6mm ±0.1mm 6 - 30mm ±0.2mm 30 - 120mm ±0.3mm ANGLES ±1°	MATERIAL	DRAWN R. MAO	DATE 02-Apr-12	TITLE UG-176/U ADAPTER		Amphenol RF Danbury CT USA, Tainan, Taiwan, Shenzhen, China www.amphenolrf.com	
	REFERENCE AND CONFIGURATION LEVEL: <input type="checkbox"/> <input type="checkbox"/> <input type="checkbox"/>	ENGINEER T. AUBIN	DATE 08-Feb-00				
NOTICE - These drawings, specifications, or other data (1) are, and remain the property of Amphenol corp. (2) must be returned upon request; and (3) are confidential and not to be disclosed to any person other than those to whom they are given by Amphenol Corp. the furnishing of these drawings, specifications, or other data by Amphenol Corp., or to any other person to anyone for any purpose is not to be regarded by implication or otherwise in any manner licensing, granting rights to permitting such holder or any other person to manufacture, use or sell any product, process or design, patented or otherwise, that may in any way be related to or disclosed by said drawings, specifications, or other data.	FINISH	APPROVED S. HSIEH	DATE 02-Apr-12	SCALE: 5.0:1.0	SHEET 2 OF 2	DRAWING NO. 83-168	ITEM NO. 83-168
		CAD FILE			DWG SIZE B	REV H	PART NO. 83-168