

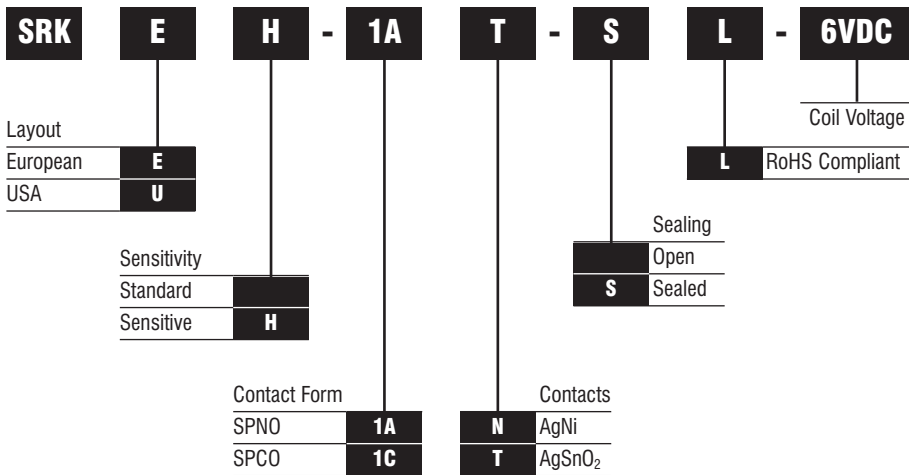
Automotive Relay SRK



- Switching Capacity up to 45A
- SPNO and SPCO Contact Arrangement
- PC Board Terminals
- Two pin out choices
- Available as open frame or sealed relay



Options and ordering codes



Contact Data

Contact Arrangement	1A, 1C
Max. switching current	Make: 100A (Lamp Inrush) Break: 60A
Max. switching voltage	75VDC
Contact Rating	1A: 45A 14VDC 1C: 45A (NO)/30A (NC) 14VDC
Max. switching power	630W
Contact Material	AgNi, AgSnO ₂
Initial Contact Resistance	100mΩ
Mechanical life	1x10 ⁷ OPS
Electrical life	1x10 ⁵ OPS

Note: Inrush current for lamp load

Characteristics

Initial Insulation Resistance	500MΩ @ 500VDC
Dielectric Strength	500VAC
Operate time (at nomi. Volt)	Max. 5ms
Release time (at nomi. Volt)	Max. 3ms
Vibration Resistance	1.27mm, 10 to 40Hz; 40 to 70Hz, 50m/s ² 0.5mm, 70 to 100Hz; 100 to 500Hz, 100m/s ²
Shock resistance	200 m/s ²
Storage temperature	-40 °C to +155 °C
Operating Temperature	-40 °C to +125 °C
Weight	20g
Termination	PCB
Construction	Open and Sealed

Coil Data

at 23 °C

	Nominal voltage VDC	Pick-Up voltage VDC	Drop-out voltage VDC	Coil resistance Ω±10%	Power consumption Ω±10%	Max. allowable overdrive voltage ⁽¹⁾ VDC	
						23 °C	85 °C
Standard	6	3.3	0.6	19	1.9	9.0	6.5
	12	6.8	1.2	90	1.6	19.6	14.3
	24	13.9	2.4	362	1.6	39.3	28.6
Sensitive	6	4.5	0.6	30	1.2	11.0	8.0
	12	9.0	1.2	120	1.2	22.1	16.0
	24	19.2	2.4	480	1.2	44.3	30.0

(1) Max. allowable overdrive voltage is stated with no load applied.

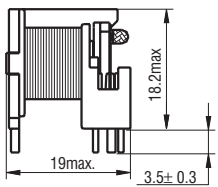
Automotive Relay SRK



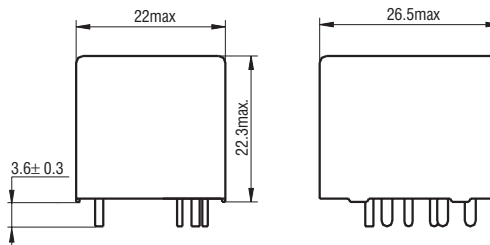
Outline dimensions (mm)

Wiring diagram and PC Board layout

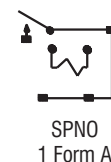
SRKU Open Model



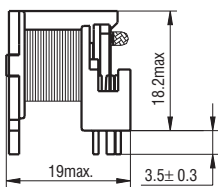
SRKU Sealed Model



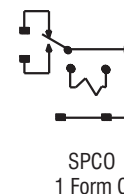
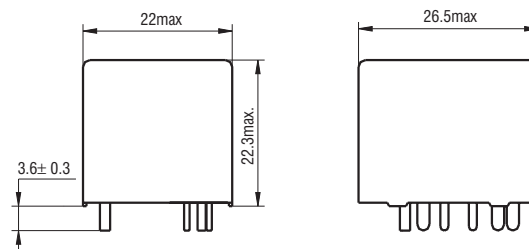
Wiring Diagram



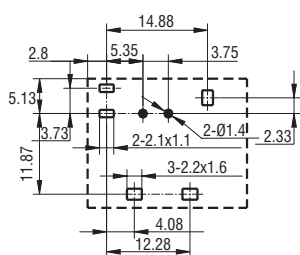
SRKE Open Model



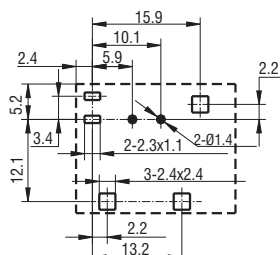
SRKE Sealed Model



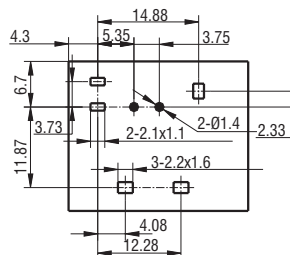
SRKU Open Model



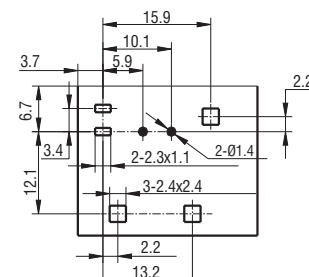
SRKE Open Model



SRKU Sealed Model

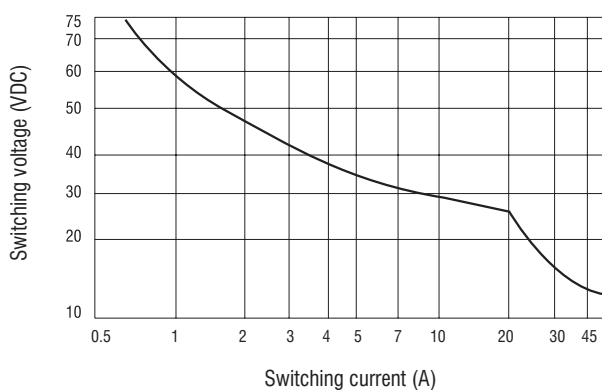


SRKE Sealed Model



Characteristic Curve

LOAD LIMIT CURVE (at 23°C)



MAX. ALLOWABLE AMBIENT TEMPERATURE (°C)

