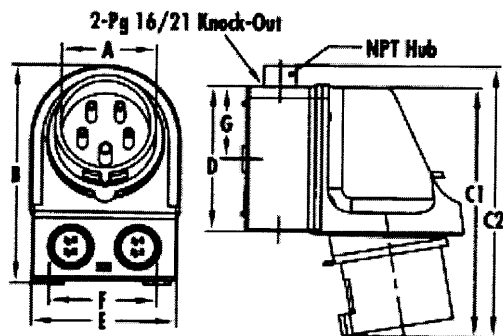




Products | Company Information | Representatives | Contact Us



IEC 309 PIN & SLEEVE DEVICES = APPROXIMATE DIMENSIONS



Splashproof Inlets (IP44) (Surface Mount, Angled 80°)

Amps		Type		Dimensions								Hub Size*
N.A.	Intl.			A	B	C ¹	C ²	D	E	F	G	
20	16	4 Wire	inch	1.97	5.51	5.95	6.61	3.78	3.74	2.62	1.87	3/4"
			mm	50	140	151	168	96	95	66.5	47.5	
20	16	5 & 7 Wire	inch	2.20	5.51	5.95	6.61	3.78	3.74	2.62	1.87	3/4"
			mm	56	140	151	168	96	95	66.5	47.5	
30	32	3 Wire	inch	2.24	5.51	6.30	6.97	3.78	3.74	2.62	1.87	3/4"
			mm	57	140	160	177	96	95	66.5	47.5	
30	32	4 Wire	inch	2.24	5.51	6.30	6.97	3.78	3.74	2.62	1.87	3/4"
			mm	57	140	160	177	96	95	66.5	47.5	
30	32	5 & 7 Wire	inch	2.52	5.51	6.30	6.97	3.78	3.74	2.62	1.87	3/4"
			mm	64	140	160	177	96	95	66.5	47.5	

* North American devices supplied with NPT Hub.

Search the Walther Electric Web Site:








Search for an item number (i.e. 238419),
item category (i.e. male plugs),
or any information from this site.



1 Kimberly Road - East Brunswick, NJ 08816

Call toll free in the U.S. (800) 925-8437 / (732) 238-1166 / Fax: (732) 238-0764

16 Amps - IEC 309 Pin & Sleeve Devices - International Ratings

MALE APPLIANCE PLUG (Inlet) 			WATERTIGHT (IP67)		SPLASHPROOF (IP44)				
			Angled 80°	Surface Mount	Straight	Angled 80°	Surface Mount External Mounting	Surface Mount Internal Mounting	
No. of Wires	Voltage AC	Clock Position of Ground Contact							
3	2P + G	110-130	4	619304	618304	615304	611304	610304	-
		220-240	6	619306	618306	615306	611306	610306	-
		380-415	9	619309	618309	615309	611309	610309	-
4	3P + G	110-130	4	619404	618404	615404	611404	610404	616404
		220-240	9	619409	618409	615409	611409	610409	616409
		380-415	6	619406	618406	615406	611406	610406	616406
		440	11	619411	618411	615411	611411	610411	616411
		500	7	619407	618407	615407	611407	610407	616407
		>50 (100-300Hz)	10	619410	618410	615410	611410	610410	616410
		>50 (300-500Hz)	2	619402	618402	615402	611402	610402	616402
5	3P + N + G	110-130	4	619504	618504	615504	611504	610504	616504
		127/220 to 138/240	9	619509	618509	615509	611509	610509	616509
		220/380 to 240/415	6	619	618	615	611	610	616
		250/440	11	619511	618511	615511	611511	610511	616511
7	6P + G	380	6	-	-	615706	611706	610706	616706

Walther Electric

10 Alvin Court - East Brunswick, NJ 08816

Call toll free in the U.S. (800) 925-8437 / (732) 238-1166 / Fax: (732) 238-0764

{BACK}