

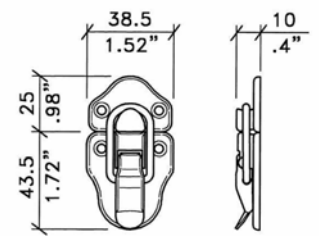
6 FIXING HOLES 4mm / .16" DIA

**L0560**

Draw Bolt.

Material: Steel

Part Number	Finish	Description
L0560	Nickel	
L0560Z	Zinc	



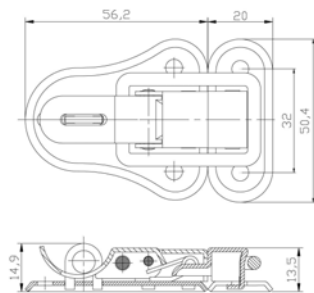
FIXING HOLES 4mm / .16" DIA

**L0561**

Draw Bolt.

Material: Steel

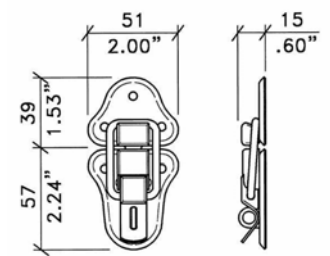
Part Number	Finish	Description	Weight
L0561K	Black		0.272Kg/0.6Lb
L0561N	Nickel		0.05Kg/0.11Lb



**L0564N**

Draw latch with narrow top

Part Number	Description
L0564N	



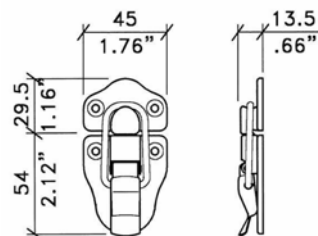
6 FIXING HOLES 4.8mm / .19" DIA

**L0565**

Large Draw Bolt, **Padlockable**.

Material: Steel

Part Number	Finish	Description
L0565	Nickel	
L0565Z	Zinc	
L0565PE	Nickel	With Penn Elcom Logo



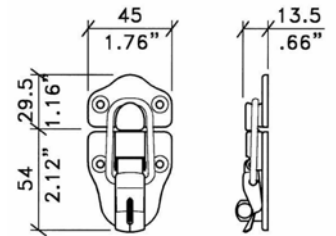
5 FIXING HOLES 4mm / .16" DIA

**L0566**

Large Draw Bolt.

Material: Steel

Part Number	Finish	Description
L0566K	Black	
L0566N	Nickel	



FIXING HOLES 4mm / .16" DIA

**L0567**

Large Drawbolt, **Padlockable**.

Material: Steel

Part Number	Finish	Description	Weight
L0567K	Black		0.09Kg/0.2Lb
L0567N	Nickel		0.04Kg/0.088Lb