
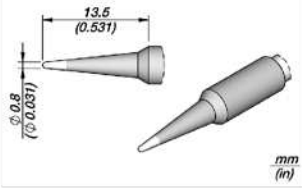
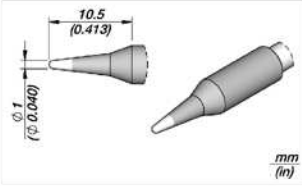
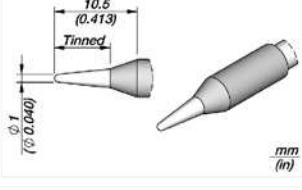
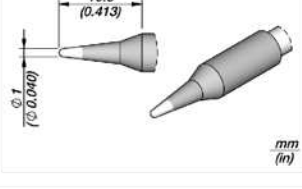
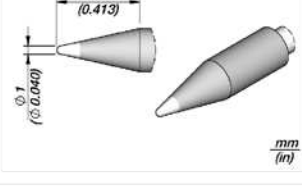
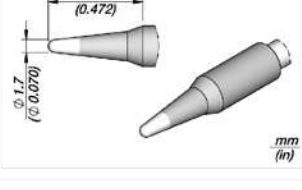
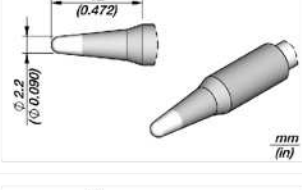
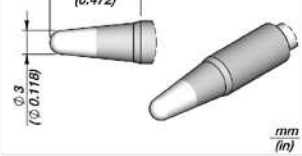


C245 Cartridges for T245 Handles

| | Ref. | Description | Image | Suggested components | Compatible with |
|---|----------|-----------------------------|---|---|---|
|  | C245-957 | Cartridge Conical Ø 0.8 |  | Through hole | Stations: CD, CDE, DI, DDE, DME Tools: T245 range |
| | C245-903 | Cartridge Conical Ø 1 S1 |  | General use | Stations: CD, CDE, DI, DDE, DME Tools: T245 range |
| | C245-041 | Cartridge Conical Ø 1 S2 |  | General use Tip with an extra tinned surface | Stations: CD, CDE, DI, DDE, DME Tools: T245 range |
| | C245-803 | Cartridge Conical Ø 1 L |  | General use | Stations: CD, CDE, DI, DDE, DME Tools: T245 range |
| | C245-403 | Cartridge Conical Ø 1 HT |  | General use | Stations: CD, CDE, DI, DDE, DME Tools: T245 range |
| | C245-943 | Cartridge Conical Ø 1.7 |  | General use | Stations: CD, CDE, DI, DDE, DME Tools: T245 range |
| | C245-933 | Cartridge Conical Ø 2.2 |  | General use | Stations: CD, CDE, DI, DDE, DME Tools: T245 range |
| | C245-107 | Cartridge Conical Ø 3 HT |  | General use | Stations: CD, CDE, DI, DDE, DME Tools: T245 range |