



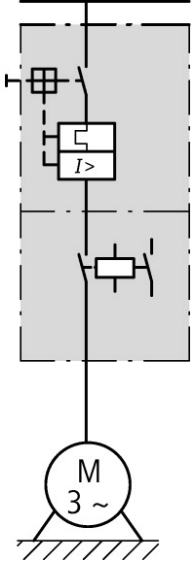




DOL starter, 3 pole, 3.0 kW/400 V/AC3, 100 kA

Part no. MSC-DM-10-M7(230V50HZ)
Catalog No. 188287
Eaton Catalog No. XTSC010B007BMFNL

Delivery program

Basic function				DOL starters (complete devices)
Basic device				MSC
				
Notes				Also suitable for motors with efficiency class IE3. IE3-ready devices are identified by the logo on their packaging.
Motor ratings				
Motor rating				
AC-3				
380 V 400 V 415 V	P	kW		3
Rated operational current				
AC-3				
400 V	I_e	A		6.6
Setting range				
Setting range of overload releases	I_r	A		6.3 - 10
				
short-circuit release				
				
Non-delayed	I_{rm}	A		155
				
Coordination				Type of coordination "1"
Contact sequence				
Actuating voltage				230 V 50 Hz
				Alternating voltage

Motor-protective circuit-breakers PKZM0-10

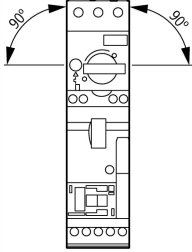
Contactors DILM7-10(...)

DOL starter wiring set

Mechanical connection element and electrical electric contact module PKZM0-XDM15ME

Technical data

General

Standards			IEC/EN 60947-4-1, VDE 0660
Mounting position			

Main conducting paths

Rated impulse withstand voltage	U_{imp}	V AC	6000
Overvoltage category/pollution degree			III/3
Rated operational voltage	U_e	V	230 - 415
Rated operational current			
Open, 3-pole: 50 – 60 Hz			
380 V 400 V	I_e	A	7

Additional technical data

Motor protective circuit breaker PKZM0, PKE			PKZM0 motor-protective circuit-breakers, see motor-protective circuit-breakers/ PKZM0 product group DILM contactors, see contactor product group DILET timing relay, ETR, see contactors, electronic timing relays product group
DILM contactors			
Power consumption of the coil in a cold state and $1.0 \times U_c$			
Dual-voltage coil 50 Hz	Sealing	W	1.4

Rating data for approved types

Auxiliary contacts			
Pilot Duty			
AC operated			A600
DC operated			P300
General Use			
AC		V	600
AC		A	15
DC		V	250
DC		A	1

Design verification as per IEC/EN 61439

Technical data for design verification			
Operating ambient temperature max.		°C	-25
Operating ambient temperature max.		°C	55

Technical data ETIM 6.0

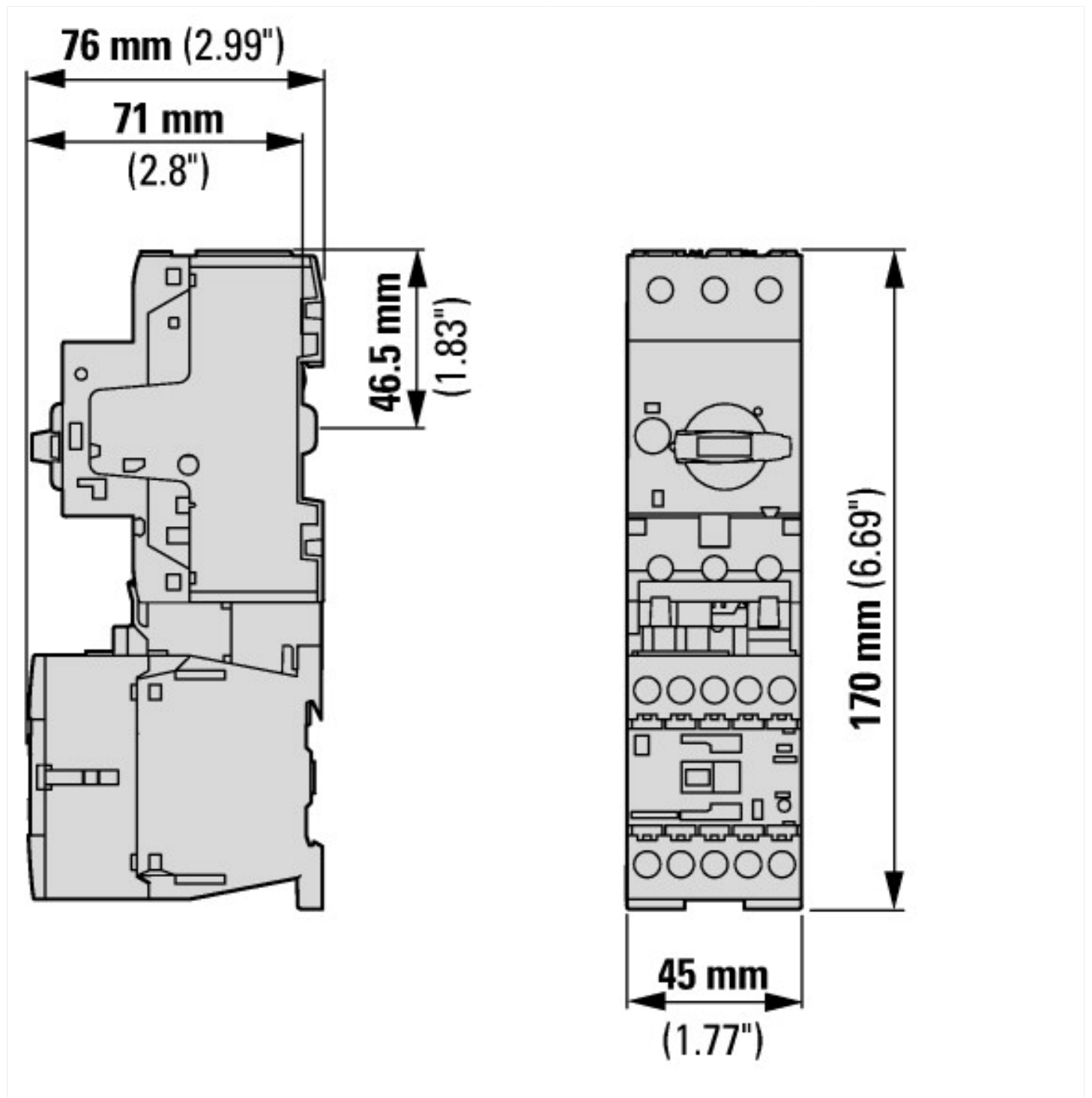
Low-voltage industrial components (EG000017) / Motor starter/Motor starter combination (EC001037)			
Electric engineering, automation, process control engineering / Low-voltage switch technology / Load breakout, motor breakout / Motor starter combination (ecl@ss8.1-27-37-09-05 [AJZ718010])			
Kind of motor starter			Direct starter
With short-circuit release			Yes
Rated control supply voltage U_s at AC 50HZ		V	230 - 230
Rated control supply voltage U_s at AC 60HZ		V	0 - 0
Rated control supply voltage U_s at DC		V	0 - 0
Voltage type for actuating			AC
Rated operation power at AC-3, 230 V, 3-phase		kW	1.5
Rated operation power at AC-3, 400 V		kW	3

Rated power, 460 V, 60 Hz, 3-phase	kW	0
Rated power, 575 V, 60 Hz, 3-phase	kW	0
Rated operation current I _e	A	6.6
Rated operation current at AC-3, 400 V	A	7
Overload release current setting	A	6.3 - 10
Rated conditional short-circuit current, type 1, 480 Y/277 V	A	0
Rated conditional short-circuit current, type 1, 600 Y/347 V	A	0
Rated conditional short-circuit current, type 2, 230 V	A	0
Rated conditional short-circuit current, type 2, 400 V	A	0
Number of auxiliary contacts as normally open contact		1
Number of auxiliary contacts as normally closed contact		0
Ambient temperature, , upper operating limit	°C	60
Temperature compensated overload protection		Yes
Release class		CLASS 10
Type of electrical connection of main circuit		Screw connection
Type of electrical connection for auxiliary- and control current circuit		Screw connection
Rail mounting possible		Yes
Degree of protection (IP)		IP20
Supporting protocol for TCP/IP		No
Supporting protocol for PROFIBUS		No
Supporting protocol for CAN		No
Supporting protocol for INTERBUS		No
Supporting protocol for ASI		No
Supporting protocol for MODBUS		No
Supporting protocol for Data-Highway		No
Supporting protocol for DeviceNet		No
Supporting protocol for SUCONET		No
Supporting protocol for LON		No
Supporting protocol for PROFINET IO		No
Supporting protocol for PROFINET CBA		No
Supporting protocol for SERCOS		No
Supporting protocol for Foundation Fieldbus		No
Supporting protocol for EtherNet/IP		No
Supporting protocol for AS-Interface Safety at Work		No
Supporting protocol for DeviceNet Safety		No
Supporting protocol for INTERBUS-Safety		No
Supporting protocol for PROFIsafe		No
Supporting protocol for SafetyBUS p		No
Supporting protocol for other bus systems		No

Approvals

Product Standards		UL60947-4-1A; CSA-C22.2 No. 14-10; IEC60947-4-1; CE marking
UL File No.		E123500
UL Category Control No.		NKJH
CSA File No.		12528
CSA Class No.		3211-04
North America Certification		UL listed, CSA certified
Specially designed for North America		No

Dimensions



Additional product information (links)

IL034030ZU Electrical connector for motor-protective circuit-breaker PKZ

IL034030ZU Electrical connector for motor-protective circuit-breaker PKZ ftp://ftp.moeller.net/DOCUMENTATION/AWA_INSTRUCTIONS/IL034030ZU2015_04.pdf

Moeller_Online Selections Aids <http://www.moeller.net/en/support/slider/index.jsp>