

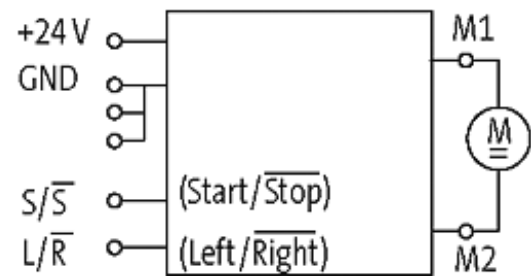
DC-MOTOR COMMUTATING CIRCUIT

IN: 24 VDC - OUT: 24 VDC / 3 A

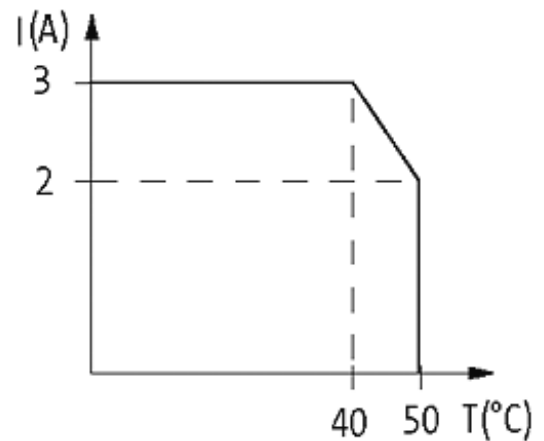
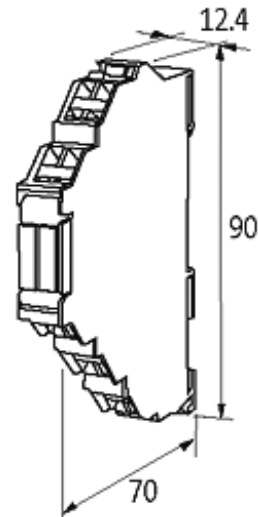
Transistor 3 A
24 V DC
Spring clamp terminals

[Link to Product](#)

Illustration



stay connected



Product may differ from Image

Input

Voltage range ON	15...30 V DC
Voltage range OFF	0...5 V DC
Input current	10 mA
LED display	LED (yellow): right running; LED (green): left running

General data

Test isolation voltage	no galvanic separation
Mounting method	DIN-rail mountable TH35 or G32 (EN 60715)
Housing	Black plastic, flame retardant
Temperature range	0...+50 °C
Dimensions H × W × D	80×12.4×70 mm

Output

Switching voltage	19.2...30 V DC
Switching current per output	max. 3 A
Highest current	approx. 6 A for 100 ms
Saturation voltage (across output)	max. 1.4 V DC
Leakage current (output is open)	max. 10 mA

The information in this brochure has been compiled with the utmost care.

Liability for the correctness completeness and topicality of the information is restricted to gross negligence. Version: 05/15

Switching time ON/OFF	1.2/10 ms
Switching frequency	max. 1 Hz (motor dependant)
Changing time	max. 50 ms
LED display	LED (red): error (over current/over heated)

Commercial data

country of origin	CZ
customs tariff number	85365080
minimum order quantity	1