

NOTES:

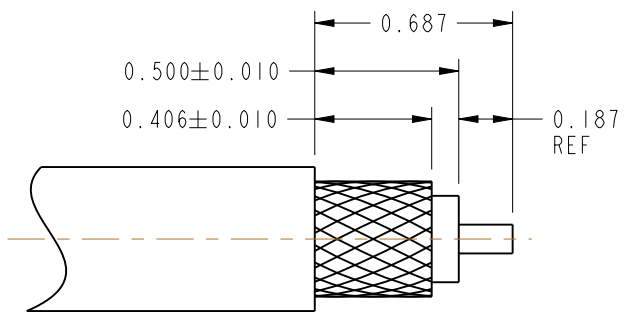
1. MATERIALS AND FINISHES :
 BODY, OUTER CONTACT - BRASS, SILVER PLATING
 COUPLING NUT, INNER FERRULE
 CONTACT FRONT - BRASS, GOLD PLATING
 CONTACT REAR - PHOSPHOR BRONZE, GOLD PLATING
 OUTER FERRULE - COPPER, SILVER PLATING
 INSULATORS - PTFE, NATURAL
 GASKET - SILICONE RUBBER, RED
2. ELECTRICAL:
 A. IMPEDANCE: 50 OHM
3. MECHANICAL:
 A. DURABILITY: 500 CYCLES MIN.
 B. TEMPERATURE RANGE: -65° C TO +165° C
4. PACKAGING:
 A. QUANTITY: SINGLE PACK
 B. MARKING: BAG TO BE MARKED
 "AMPHENOL RF, 82-4442 , AND DATE CODE"
5. CABLE ASSEMBLY INSTRUCTIONS:
 A. TRIM CABLE AS SHOWN.
 B. INSERT CABLE CENTER CONDUCTOR TO CONTACT.
 C. SOLDER CONTACT TO CABLE OR CRIMP CONTACT TO CABLE.
 WHEN CRIMPING CONTACT TO CABLE, CRIMP WITH AMPHENOL TOOL 227-944 (M22520/5-01)
 AND DIE SET 227-1221-57, CAVITY 'B' OR MILITARY TOOL M22520/1-14.
 D. INSERT CABLE INTO CONNECTOR WITH BRAID OVER KNURL UNTIL IT BOTTOMS.
 E. CRIMP FERRULE WITH AMPHENOL TOOL 227-944 (M22520/5-01) AND DIE
 SET 227-1221-57 CAVITY 'A' OR MILITARY TOOL M22520/5-57, CLOSURE 'A'
6. HEAT SHRINK TUBING SUPPLIED ON REQUEST (68180-4)

MIL-C-39012 INSPECTION

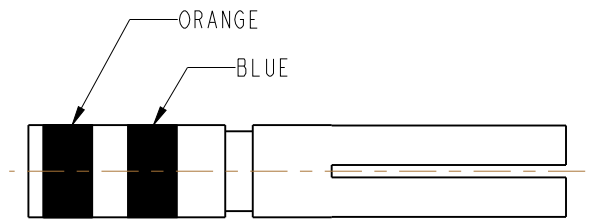
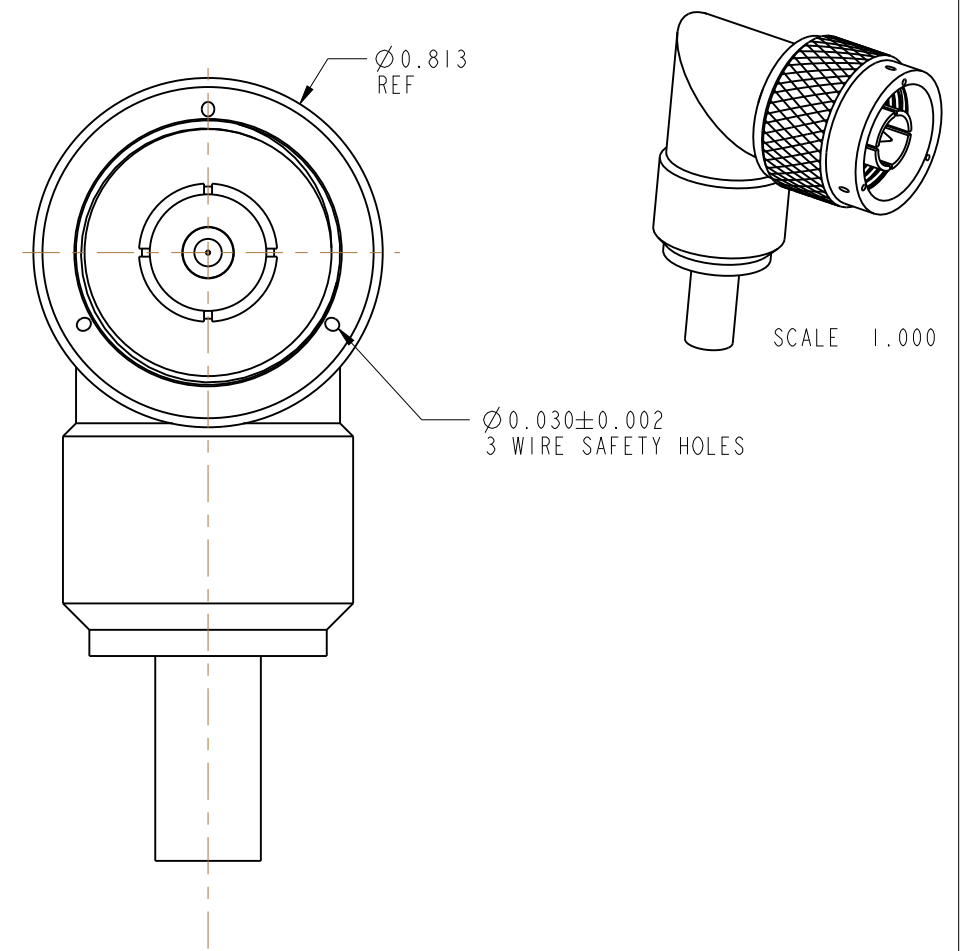
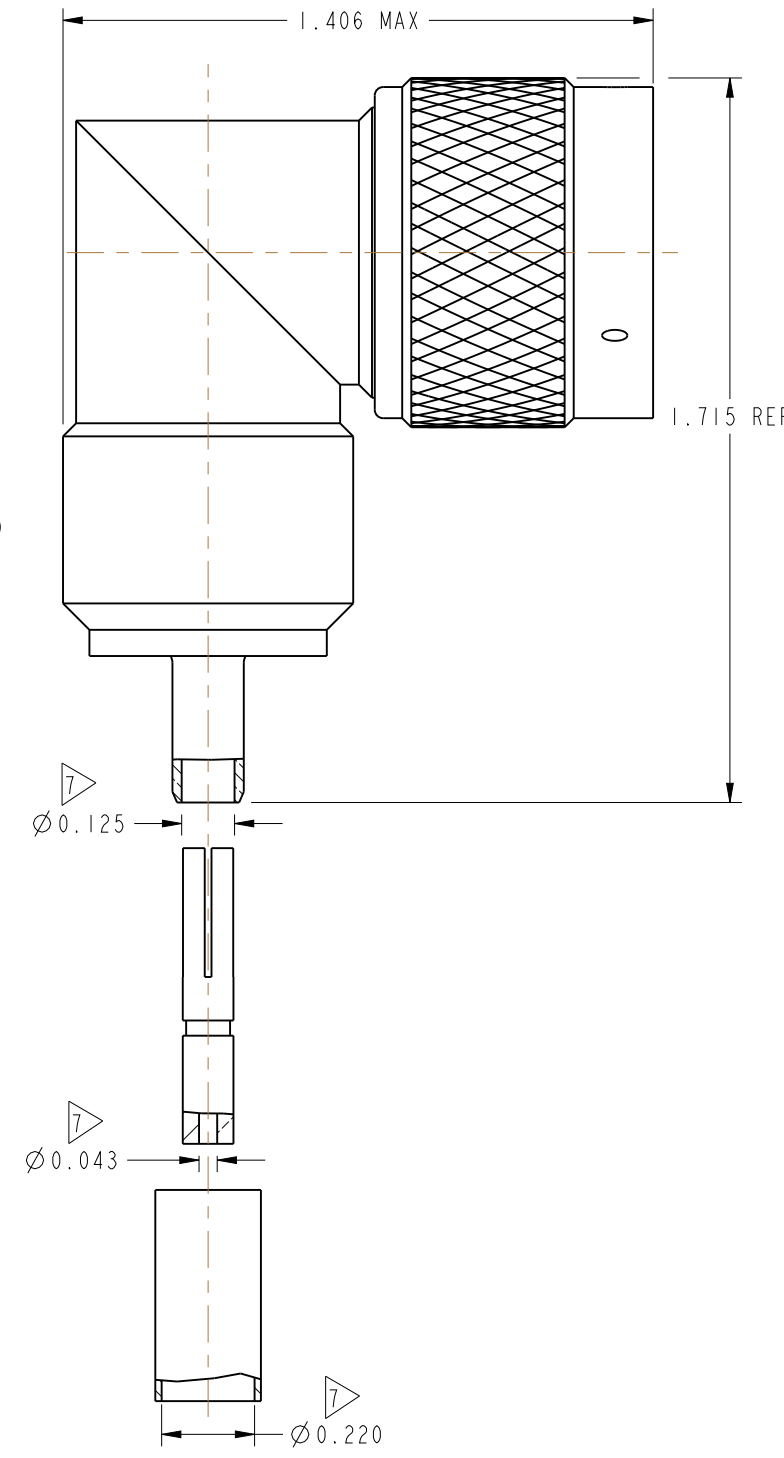
THIRD ANGLE PROJ.

		REVISIONS		
REV	DESCRIPTION	DATE	ECO	APPR
--	RELEASE TO MFG.	--	--	--
Y	REDRAWN IN PRO-E & COD ADDED	11/18/13	49751	CL

SHOWS CABLE ENTRY DIMENSIONS.



RECOMMENDED CABLE STRIPPING DIMENSIONS



THIS CONNECTOR IS COVERED BY U.S. PATENT 3,439,294 & 3,474,391

CUSTOMER OUTLINE DRAWING
 ALL OTHER SHEETS ARE FOR INTERNAL USE ONLY

UNLESS OTHERWISE SPECIFIED, DIMENSIONS ARE IN INCHES AND TOLERANCES ARE: 2 PLACE DECIMAL 3 PLACE DECIMAL ANGLES ±.015 (0,381 mm) ±.005 (0,127 mm) ± 1°	MATERIAL	DRAWN	DATE	TITLE TYPE 'N' RIGHT ANGLE PLUG MIL-CRIMP (CATEGORY D) FOR RG 142B/U & 400/U CABLES		Amphenol RF www.amphenolrf.com	
	SEE NOTES	CLEMENT	03-Oct-13				
NOTICE - These drawings, specifications, or other data (1) are, and remain the property of Amphenol corp. (2) must be returned upon request; and (3) are confidential and not to be disclosed to any person other than those to whom they are given by Amphenol Corp., the furnishing of these drawings, specifications, or other data by Amphenol Corp., or to any other person to anyone for any purpose is not to be regarded by implication or otherwise in any manner licensing, granting rights to permitting such holder or any other person to manufacture, use or sell any product, process or design, patented or otherwise, that may in any way be related to or disclosed by said drawings, specifications, or other data.	REFERENCE	ENGINEER	DATE	SCALE: 2.2:1.0 SHEET 2 OF 2		DRAWING NO.82-4442	
	DOR 312603-51 MIL-C-39012/05-0503	O. BARTHELMES	11/18/13	DWG SIZE B		REV Y	ITEM NO.82-4442
	FINISH	CAD FILE	APPROVED	DATE			PART NO.82-4442
		O. BARTHELMES	11/18/13				