
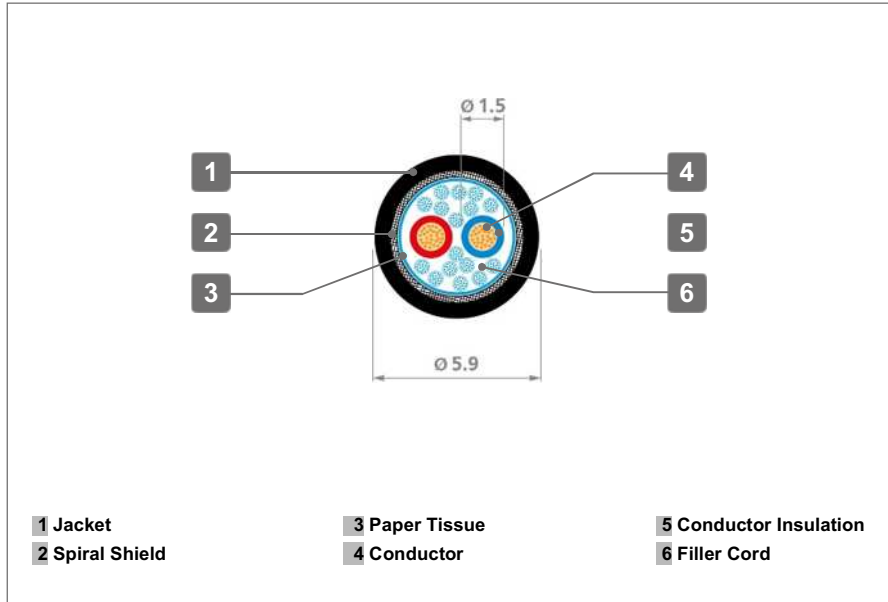


# Microphone Cable 30.0mtr RMFM300

**YME220**

Microphone Cable, O.D. 5.9 mm, 0.22 mm<sup>2</sup> / AWG 24



## MECHANICAL SPECIFICATION

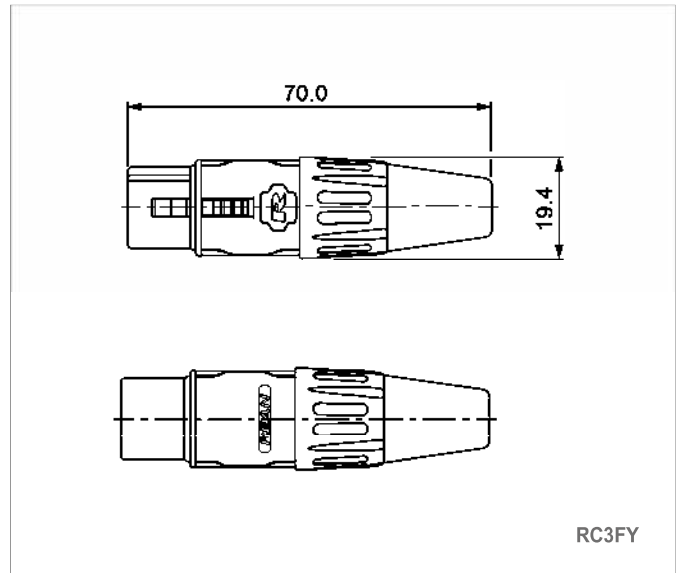
<b>Composition of conductor</b>	28 x 0.10 mm / 28 x AWG 38 bare annealed copper, OFC standard
<b>Conductor insulation</b>	LD-PE Ø 1.5 mm
<b>Conductor color</b>	Red & Blue
<b>Composition of core</b>	2 twisted cores 60 mm one turn, left hand
<b>Spiral shield</b>	85 x 0.10 mm, bare annealed copper, OFC standard Coverage > 90 %
<b>Overall jacket material</b>	PVC with restricted Substance: Cadmium: < 5 PPM ("Cadmium free") Lead: < 50 PPM Mercury: < 2 PPM Chromium: Not contained Hardness: 65 Shore-A
<b>Jacket colour</b>	Black (other colours on request)
<b>Overall diameter</b>	Ø 5.9 mm tolerance: +/- 0.2 mm
<b>Working temperature - Mobile - Fixed</b>	-5 °C to +70 °C -20 °C to +70 °C
<b>Cable Printing</b>	- Standard cable print - Customer cable print on request

## ELECTRICAL SPECIFICATION

<b>Conductor DC resistance</b>	≤ 80 m <sup>∧</sup> / m – 20 °C
<b>Screen DC resistance</b>	≤ 30 m <sup>∧</sup> / m – 20 °C
<b>Insulation resistance</b>	> 1 G <sup>∧</sup> / km – 20 °C, 500 V <sub>DC</sub>
<b>Capacitance 1 Conductor to Conductor</b>	≤ 65 pF / m – 1 KHz
<b>Capacitance 2 Conductor to Screen</b>	≤ 115 pF / m – 1 KHz
<b>Test voltage: Conductor to Conductor</b>	500 V eff – 50 Hz, 1 Minute
<b>Test voltage: Conductor / Screen</b>	1.000 V eff – 50 Hz, 1 Minute

# XLR Male Cable Connectors

## Y Series



## FEATURES

- **Rugged zinc diecast shell - long lasting and reliable**
- **Unique cage type female contact - increases conductivity**
- **Chuck type strain relief - best cable retention, easy to assemble**
- **Rubber boot kink protection - guarantees best cable protection and offers long cable life**
- **Robust latch locking - provides secure connection**

## CONNECTOR

Type No.	Description
RC3FY	XLR 3-pole female cable connector, nickel metal housing, silver plated contacts

**REAN**<sup>®</sup>

# XLR Female Cable Connectors

## TECHNICAL DATA

### ELECTRICAL

<b>Contact resistance</b>	<b>- initial</b>	<b>&lt; 10 m<math>\Omega</math></b>
	<b>- after 1'000 mating cycles</b>	<b>&lt; 20 m<math>\Omega</math></b>
<b>Ground contact resistance</b>		<b>&lt; 100 m<math>\Omega</math></b>
<b>Dielectric strength</b>		<b>&gt; 1 kV dc</b>
<b>Insulation resistance</b>	<b>- initial</b>	<b>&gt; 1 G<math>\Omega</math></b>
	<b>- after damp heat test</b>	<b>&gt; 0.1 G<math>\Omega</math></b>

### MECHANICAL

<b>Lifetime</b>		<b>&gt; 1'000 mating cycles</b>
<b>Mating force</b>		<b>&lt; 50 N</b>
<b>Locking force (pull out locked connector)</b>		<b>&gt; 250 N</b>
<b>Withdrawal force</b>		<b>&lt; 20 N</b>
<b>Strain relief force (depending on cable O.D.)</b>		<b>&gt; 100 N</b>
<b>Cable O.D. range</b>		<b>4.0 - 8.0 mm</b>
<b>Wiring type</b>		<b>Soldering</b>
<b>Max. wire size</b>		<b>2.5 mm<sup>2</sup> / AWG 14</b>

### MATERIAL

<b>Shell (housing)</b>		<b>Zinc diecast</b>
<b>Shell plating</b>		<b>Ag</b>
<b>Insert</b>		<b>Nylon</b>
<b>Contacts</b>		<b>Bronze</b>
<b>Contact plating</b>		<b>Tin-cerium</b>
<b>Latch lock</b>		<b>Zinc diecast / CK67 (spring)</b>
<b>Latch lock plating</b>		<b>Ni</b>
<b>Strain relief (chuck)</b>		<b>POM</b>
<b>Bushing</b>		<b>Nylon</b>
<b>Boot</b>		<b>Nylon</b>

### ENVIRONMENTAL

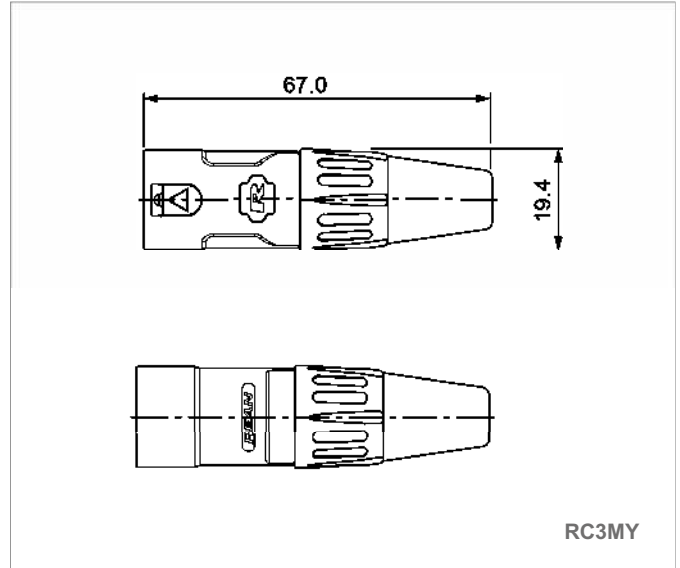
<b>Operating temperature</b>		<b>-20 °C to +70 °C</b>
<b>Protection class</b>		<b>IP 40</b>
<b>Solderability</b>		<b>Complies with IEC 68-2-20</b>
<b>Manufacturing standard</b>		<b>Complies with IEC 61076-2-103</b>

Data subject to change without prior notice. © 2017 REAN® is a registered trademark of the Nedrick Group. ALL RIGHTS RESERVED.

# REAN®

# XLR Male Cable Connectors

## Y Series



### FEATURES

- *Rugged zinc diecast shell - long lasting and reliable*
- *Chuck type strain relief - best cable retention, easy to assemble*
- *Rubber boot kink protection - guarantees best cable protection and offers long cable life*
- *Robust latch locking - provides secure connection*

### CONNECTOR

Type No.	Description
RC3MY	XLR 3-pole male cable connector, nickel metal housing, silver plated contacts

**REAN**<sup>®</sup>

# XLR Male Cable Connectors

## TECHNICAL DATA

### ELECTRICAL

<b>Contact resistance</b>	<b>- initial</b>	<b>&lt; 10 m<math>\Omega</math></b>
	<b>- after 1'000 mating cycles</b>	<b>&lt; 20 m<math>\Omega</math></b>
<b>Ground contact resistance</b>		<b>&lt; 100 m<math>\Omega</math></b>
<b>Dielectric strength</b>		<b>&gt; 1 kV dc</b>
<b>Insulation resistance</b>	<b>- initial</b>	<b>&gt; 1 G<math>\Omega</math></b>
	<b>- after damp heat test</b>	<b>&gt; 0.1 G<math>\Omega</math></b>

### MECHANICAL

<b>Lifetime</b>		<b>&gt; 1'000 mating cycles</b>
<b>Mating force</b>		<b>&lt; 50 N</b>
<b>Locking force (pull out locked connector)</b>		<b>&gt; 250 N</b>
<b>Withdrawal force</b>		<b>&lt; 20 N</b>
<b>Strain relief force (depending on cable O.D.)</b>		<b>&gt; 100 N</b>
<b>Cable O.D. range</b>		<b>4.0 - 8.0 mm</b>
<b>Wiring type</b>		<b>Soldering</b>
<b>Max. wire size</b>		<b>2.5 mm<sup>2</sup> / AWG 14</b>

### MATERIAL

<b>Shell (housing)</b>		<b>Zinc diecast</b>
<b>Shell plating</b>		<b>Ag</b>
<b>Insert</b>		<b>Nylon</b>
<b>Contacts</b>		<b>Brass</b>
<b>Contact plating</b>		<b>Tin-ceriumd</b>
<b>Strain relief (chuck)</b>		<b>POM</b>
<b>Bushing</b>		<b>Nylon</b>
<b>Boot</b>		<b>Nylon</b>

### ENVIRONMENTAL

<b>Operating temperature</b>		<b>-20 °C to +70 °C</b>
<b>Protection class</b>		<b>IP 40</b>
<b>Solderability</b>		<b>Complies with IEC 68-2-20</b>
<b>Manufacturing standard</b>		<b>Complies with IEC 61076-2-103</b>