

1376382-1 ✓ ACTIVE



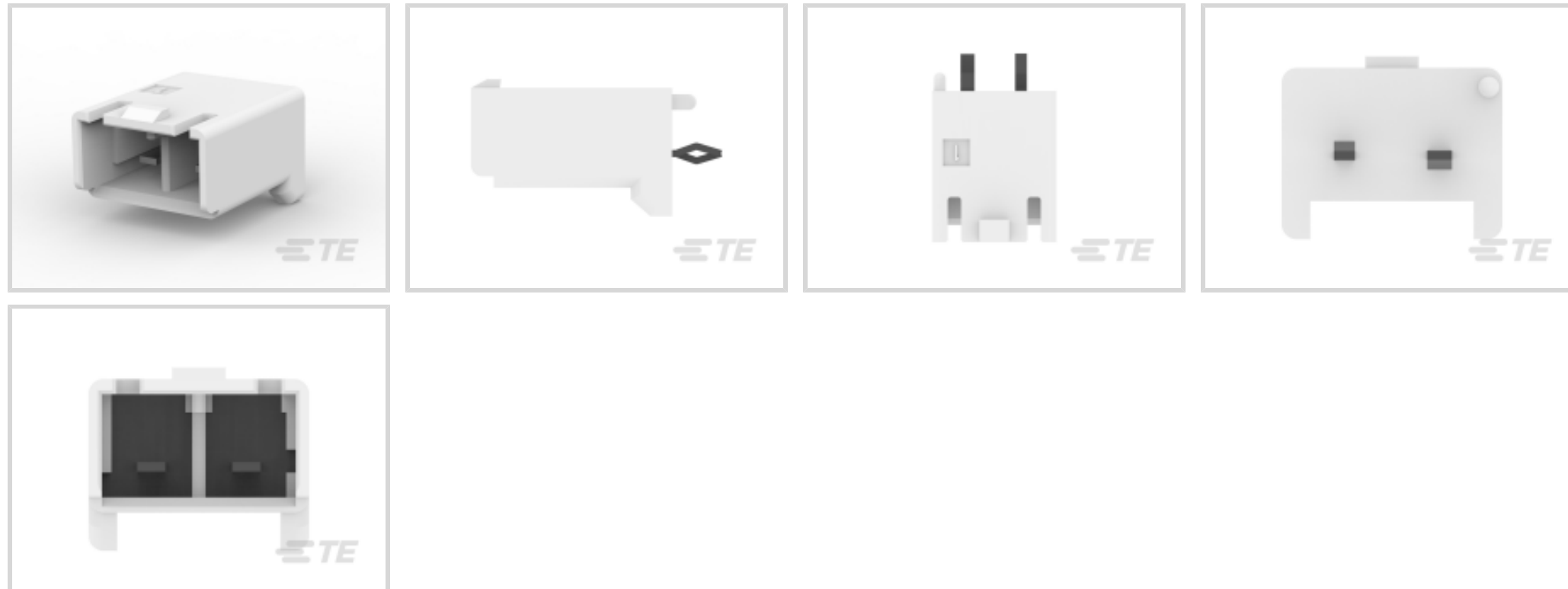
Power Key 5.0

TE Internal #: 1376382-1

Power Key 5.0, Rectangular Power Connectors, Header, Receptacle, Wire-to-Board, 2 Position, 5mm [.197in] Centerline, Printed Circuit Board, UL 94V-0

[View on TE.com >](#)

Connectors > Power Connectors > Rectangular Power > Rectangular Power Connectors > STD Temp Power Key Header



Rectangular Power Connector Type: **Header**

Connector & Housing Type: **Receptacle**

Connector System: **Wire-to-Board**

Number of Positions: **2**

Centerline (Pitch): **5 mm [.197 in]**

[All STD Temp Power Key Header \(18\)](#)

Features

Product Type Features

Header Type	Shrouded
Rectangular Power Connector Type	Header
Connector & Housing Type	Receptacle
Connector System	Wire-to-Board
Sealable	No
Connector & Contact Terminates To	Printed Circuit Board

Configuration Features

Number of Positions	2
PCB Mount Orientation	Vertical
Number of Power Positions	2
Number of Rows	1

Electrical Characteristics



Operating Voltage	300 VAC
-------------------	---------

Contact Features

Contact Layout	Inline
Contact Base Material	Copper Alloy
Contact Current Rating (Max)	10 A
Contact Retention Within Housing	Without
Contact Type	Pin, Tab
PCB Contact Termination Area Plating Material	Tin
Contact Mating Area Plating Material	Tin
Contact Mating Area Plating Material Thickness	39.36 μm [1 μin]
Contact Termination Area Plating Thickness	1 μm [39.37 μin]

Termination Features

Termination Post & Tail Length	3.5 mm[.138 in]
Termination Method to Printed Circuit Board	Through Hole - Press-Fit

Mechanical Attachment

Mating Alignment	Without
PCB Mount Alignment	Without
PCB Mount Retention	With
PCB Mount Retention Type	Mounting Post/Kinked Legs
Connector Mounting Type	Board Mount
Mating Retention	With
Mating Retention Type	Latch

Housing Features

Centerline (Pitch)	5 mm[.197 in]
Housing Color	Natural
Housing Material	Nylon 6/6 GF

Dimensions

PCB Thickness (Recommended)	.06 mm[1.6 in]
Width	14.1 mm[.555 in]
Mating Post Length	6.3 mm[.248 in]
Height	14.1 mm[.55 in]
Length	11.6 mm[.456 in]



Usage Conditions

Operating Temperature Range	-40 – 105 °C[-40 – 221 °F]
-----------------------------	----------------------------

Operation/Application

Circuit Application	Power
---------------------	-------

Industry Standards

UL Flammability Rating	UL 94V-0
Glow Wire Rating	GWT 750°C (Without Flame)
Agency/Standard Number	E28476
Agency/Standard	CSA, UL
UL Rating	Recognized
CSA File Number	LR7189

Packaging Features

Packaging Method	Bag
Packaging Quantity	100

Other

For Use With	Plug Housing
--------------	--------------

Product Compliance

[For compliance documentation, visit the product page on TE.com>](#)

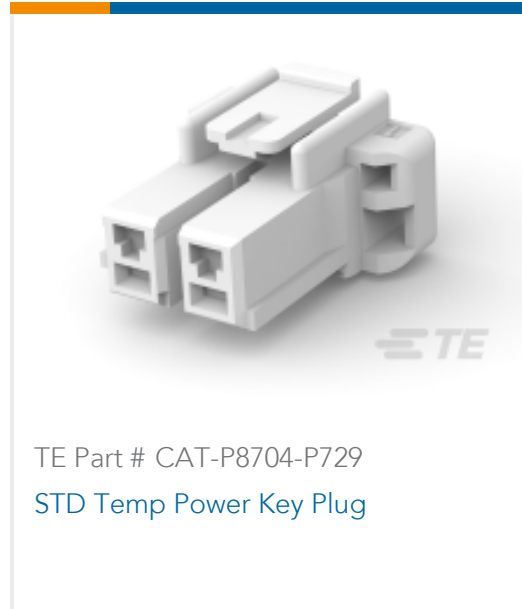
EU RoHS Directive 2011/65/EU	Compliant
EU ELV Directive 2000/53/EC	Compliant
China RoHS 2 Directive MIIT Order No 32, 2016	No Restricted Materials Above Threshold
EU REACH Regulation (EC) No. 1907/2006	Current ECHA Candidate List: JAN 2021 (211) Candidate List Declared Against: JAN 2021 (211) Does not contain REACH SVHC
Halogen Content	Not Low Halogen - contains Br or Cl > 900 ppm.
Solder Process Capability	Wave solder capable to 265°C

Product Compliance Disclaimer

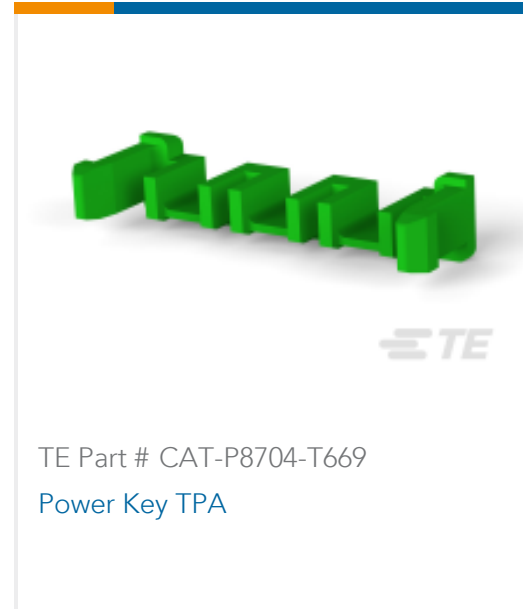
This information is provided based on reasonable inquiry of our suppliers and represents our current actual knowledge based on the information they provided. This information is subject to change. The part numbers that TE has identified as EU RoHS compliant have a maximum concentration of 0.1% by weight in homogenous materials for lead, hexavalent chromium, mercury, PBB, PBDE, DBP, BBP, DEHP, DIBP, and 0.01% for cadmium, or qualify for an exemption to these limits as defined in the Annexes of Directive 2011/65/EU (RoHS2). Finished electrical and electronic equipment products

will be CE marked as required by Directive 2011/65/EU. Components may not be CE marked. Additionally, the part numbers that TE has identified as EU ELV compliant have a maximum concentration of 0.1% by weight in homogenous materials for lead, hexavalent chromium, and mercury, and 0.01% for cadmium, or qualify for an exemption to these limits as defined in the Annexes of Directive 2000/53/EC (ELV). Regarding the REACH Regulation, the information TE provides on SVHC in articles for this part number is based on the latest European Chemicals Agency (ECHA) 'Guidance on requirements for substances in articles' posted at this URL: <https://echa.europa.eu/guidance-documents/guidance-on-reach>

Compatible Parts



TE Part # CAT-P8704-P729
STD Temp Power Key Plug



TE Part # CAT-P8704-T669
Power Key TPA



TE Part # CAT-P8704-H342A
Glow Wire Power Key Header

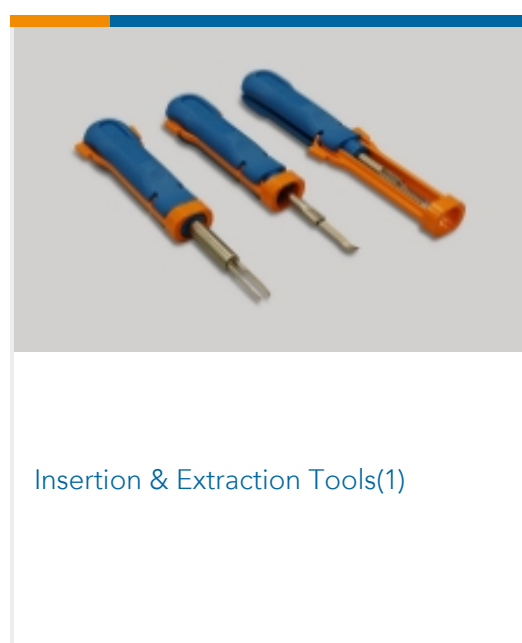


TE Part # 5-1376386-1
5.0 POWER KEY CONNECTOR 4P (2R)



TE Part # 8-1376383-4
5mm POWER KEY 3P HDR ASSY YELL

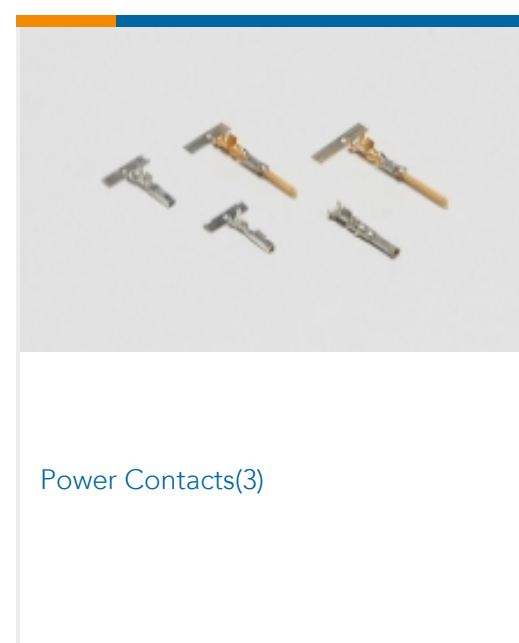
Also in the Series | Power Key 5.0



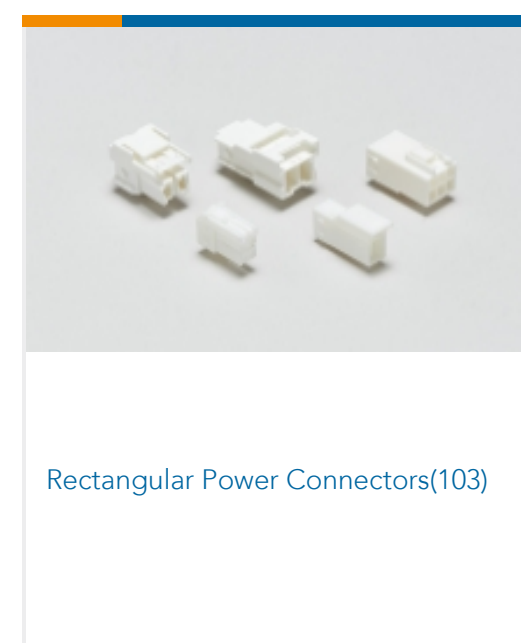
Insertion & Extraction Tools(1)



PCB Latches, Locks & Retainers(4)



Power Contacts(3)



Rectangular Power Connectors(103)

Customers Also Bought



TE Part #1376383-1
Glow Wire Power Key Header



TE Part #1376386-1
5mm B-T-W Conn. 4P(2row) HDR A




TE Part #1-1969442-1
EP 2.5 TPA Housing, 11 Pos



TE Part #1376348-1
5MM POWER KEY CONN REC CONT M




TE Part #1-1969442-0
EP 2.5 TPA Housing, 10 Pos




TE Part #1-1376384-2
5mm B-T-W Conn. 4P HDR ASSEMBL




TE Part #1-292133-0
CT 2mm Post Header Assembly: Box-V



TE Part #1376385-1
5mm B-T-W Conn. 6P HDR ASSEMBL



TE Part #917732-1
2.5 SIGNAL D/LOCK HDR ASSY 12P



TE Part #1376384-1
5mm B-T-W Conn. 4P HDR ASSEMBL

Documents

CAD Files

3D PDF

3D

Customer View Model

[ENG_CVM_CVM_1376382-1_D.2d_dxf.zip](#)

English

Customer View Model

[ENG_CVM_CVM_1376382-1_D.3d_igs.zip](#)

English

Customer View Model

[ENG_CVM_CVM_1376382-1_D.3d_stp.zip](#)

English

By downloading the CAD file I accept and agree to the [Terms and Conditions](#) of use.

Datasheets & Catalog Pages

[SOFT_SHELL_PIN_SOCKET_CONNECTORS_STANDARD_DENSITY](#)

English

[1-1773881-9 Power Key Connector Quick Reference Guide](#)

English

Product Specifications

[5.0 POWER KEY CONNECTOR](#)

Japanese

Application Specification

Japanese

Product Environmental Compliance



[MD_1376382-1_03202019630_dmtec](#)

English

[MD_1376382-1_03202019630_dmtec](#)

English

[Agency Approvals](#)

[VDE Certificate](#)

English