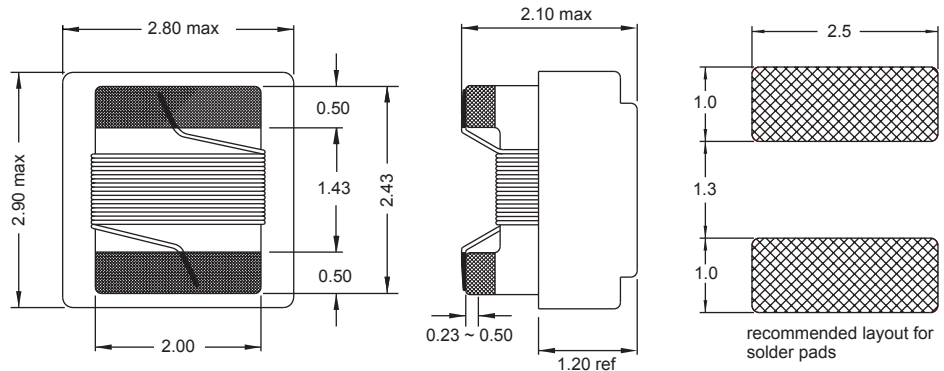

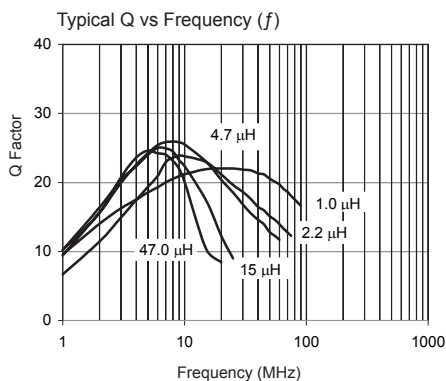
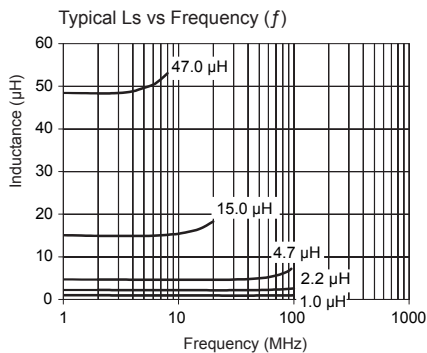
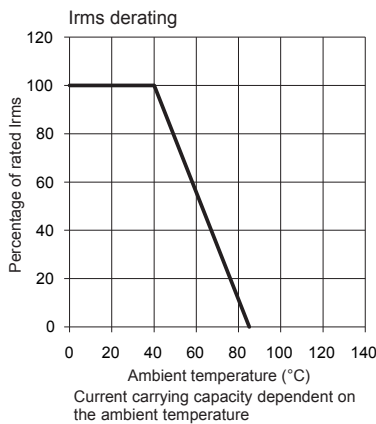


1008 F

Engineer's Kit : EK-1008F-X



Chip Inductors for RF Applications (Wire wound -open)



Part No	Inductance	f _L	Tol	Q	f _Q	SRF	DCR	Rated DC
	L (μH)	(MHz)	± (%)	min	(MHz)	(MHz)	max (Ω)	Current (mA)
1008F-1R0K-YY	1.0	7.9	10	15	7.9	190 min	0.32	500
1008F-1R2K-YY	1.2	7.9	10	25	7.9	210 min	0.68	650
1008F-1R5K-YY	1.5	7.9	10	25	7.9	190 min	0.76	630
1008F-1R8K-YY	1.8	7.9	10	25	7.9	170 min	0.84	600
1008F-2R2K-YY	2.2	7.9	10	25	7.9	150 min	1.10	520
1008F-2R7K-YY	2.7	7.9	10	25	7.9	135 min	1.28	490
1008F-3R3K-YY	3.3	7.9	10	25	7.9	120 min	1.46	450
1008F-3R9K-YY	3.9	7.9	10	25	7.9	105 typ	1.56	420
1008F-4R7K-YY	4.7	7.9	10	25	7.9	90 typ	1.68	400
1008F-5R6K-YY	5.6	7.9	10	25	7.9	80 typ	1.82	380
1008F-6R8K-YY	6.8	7.9	10	25	7.9	70 typ	2.00	360
1008F-8R2K-YY	8.2	7.9	10	25	7.9	65 typ	2.65	330
1008F-100K-YY	10	7.9	10	25	7.9	60 typ	2.95	300
1008F-120K-YY	12	2.5	10	24	7.9	40 typ	4.80	280
1008F-150K-YY	15	2.5	10	23	7.9	35 typ	5.00	260
1008F-180K-YY	18	2.5	10	23	7.9	35 typ	5.80	220
1008F-220K-YY	22	2.5	10	22	7.9	30 typ	6.80	200
1008F-240K-YY	24	2.5	10	22	7.9	30 typ	6.80	200
1008F-270K-YY	27	2.5	10	23	7.9	30 typ	7.70	190
1008F-330K-YY	33	2.5	10	22	7.9	27 typ	8.90	180
1008F-390K-YY	39	2.5	10	20	7.9	20 typ	9.20	190
1008F-470K-YY	47	2.5	10	21	7.9	20 typ	11.0	150
1008F-820K-YY	82	2.5	10	13	7.9	14 typ	22.0	60
1008F-101K-YY	100	2.5	10	8	7.9	20 typ	25.0	55

Core Material : Ferrite

Revision date : 11 Aug 2014

SPQ : Taped / Reel 2000 [-01]
7500 [-04]

Remarks: - For not listed inductance values please check availability with us.
- 2% and 5% tolerance available on request.