

CONTACTOR, AC-3, 5.5KW/400V, 2NO+2NC, DC 24V, W. INTEGRATED DIODE 3-POLE, SZ S00 SPRING-LOADED TERMINAL PERMANENT AUX. SWITCH

product brand name	SIRIUS
Product designation	3RT2 contactor

General technical data:

Insulation voltage		
<ul style="list-style-type: none"> Rated value 	V	690
Degree of pollution		3
Surge voltage resistance Rated value	kV	6
Mechanical service life (switching cycles)		
<ul style="list-style-type: none"> of the contactor typical 		10 000 000
<ul style="list-style-type: none"> of the contactor with added electronics-compatible auxiliary switch block typical 		5 000 000
<ul style="list-style-type: none"> of the contactor with added auxiliary switch block typical 		10 000 000
Thermal short-time current restricted to 10 s	A	90
Protection class IP		
<ul style="list-style-type: none"> on the front 		IP20
<ul style="list-style-type: none"> of the terminal 		IP20
Equipment marking		
<ul style="list-style-type: none"> acc. to DIN EN 61346-2 		Q
<ul style="list-style-type: none"> acc. to DIN EN 81346-2 		Q

Main circuit:

Number of poles for main current circuit		3
Number of NC contacts for main contacts		0
Number of NO contacts for main contacts		3
Operating voltage		

<ul style="list-style-type: none"> • at AC-3 Rated value maximum 	V	690
Operating current		
<ul style="list-style-type: none"> • at AC-1 <ul style="list-style-type: none"> — at 400 V at ambient temperature 40 °C Rated value — up to 690 V at ambient temperature 40 °C Rated value — up to 690 V at ambient temperature 60 °C Rated value • at AC-2 at 400 V Rated value • at AC-3 <ul style="list-style-type: none"> — at 400 V Rated value — at 500 V Rated value — at 690 V Rated value • at AC-4 at 400 V Rated value 	A	22 22 20 12 12 9.2 6.7 8.5
Operating current with 1 current path		
<ul style="list-style-type: none"> • at DC-1 <ul style="list-style-type: none"> — at 24 V Rated value — at 110 V Rated value — at 220 V Rated value — at 440 V Rated value — at 600 V Rated value • at DC-3 at DC-5 <ul style="list-style-type: none"> — at 24 V Rated value — at 110 V Rated value 	A	20 2.1 0.8 0.6 0.6 20 0.1
Operating current with 2 current paths in series		
<ul style="list-style-type: none"> • at DC-1 <ul style="list-style-type: none"> — at 24 V Rated value — at 110 V Rated value — at 220 V Rated value — at 440 V Rated value — at 600 V Rated value • at DC-3 at DC-5 <ul style="list-style-type: none"> — at 110 V Rated value — at 24 V Rated value 	A	20 12 1.6 0.8 0.7 0.35 20
Operating current with 3 current paths in series		
<ul style="list-style-type: none"> • at DC-1 <ul style="list-style-type: none"> — at 24 V Rated value — at 110 V Rated value — at 220 V Rated value — at 440 V Rated value — at 600 V Rated value 	A	20 20 20 1.3 1

<ul style="list-style-type: none"> • at DC-3 at DC-5 <ul style="list-style-type: none"> — at 110 V Rated value — at 220 V Rated value — at 24 V Rated value — at 440 V Rated value — at 600 V Rated value 	A	20
	A	1.5
	A	20
	A	0.2
	A	0.2
Operating power		
<ul style="list-style-type: none"> • at AC-1 at 400 V Rated value • at AC-2 at 400 V Rated value • at AC-4 at 400 V Rated value 	kW	13
	kW	5.5
	kW	4
Operating power		
<ul style="list-style-type: none"> • at AC-1 <ul style="list-style-type: none"> — at 230 V at 60 °C Rated value — at 230 V Rated value — at 400 V at 60 °C Rated value — at 690 V at 60 °C Rated value — at 690 V Rated value • at AC-3 <ul style="list-style-type: none"> — at 230 V Rated value — at 400 V Rated value — at 690 V Rated value 	kW	7.5
	kW	7.5
	kW	13
	kW	22
	kW	22
	kW	3
	kW	5.5
	kW	5.5
Operating power for ≥ 200000 operating cycles at AC-4		
<ul style="list-style-type: none"> • at 400 V Rated value • at 690 V Rated value 	kW	2
	kW	2.5
Operating frequency		
<ul style="list-style-type: none"> • at AC-3 maximum 	1/h	750

Control circuit/ Control:

Type of voltage of the control supply voltage		DC
Control supply voltage for DC		
<ul style="list-style-type: none"> • Rated value 	V	24
Operating range factor control supply voltage rated value of the magnet coil for DC		0.8 ... 1.1
Design of the surge suppressor		with diode
Closing power of the magnet coil for DC	W	4
Holding power of the magnet coil for DC	W	4

Auxiliary circuit:

Number of NC contacts		
<ul style="list-style-type: none"> • for auxiliary contacts <ul style="list-style-type: none"> — instantaneous contact 		2
Number of NO contacts		

<ul style="list-style-type: none"> • for auxiliary contacts <ul style="list-style-type: none"> — instantaneous contact 		2
Product expansion Auxiliary switch		No
Operating current at AC-15		
<ul style="list-style-type: none"> • at 230 V Rated value 	A	6
<ul style="list-style-type: none"> • at 400 V Rated value 	A	3
<ul style="list-style-type: none"> • at 690 V Rated value 	A	1
Operating current		
<ul style="list-style-type: none"> • at DC-12 at 125 V Rated value 	A	2
<ul style="list-style-type: none"> • at DC-12 at 220 V Rated value 	A	1
<ul style="list-style-type: none"> • at DC-12 at 600 V Rated value 	A	0.15
<ul style="list-style-type: none"> • at DC-13 at 125 V Rated value 	A	0.9
<ul style="list-style-type: none"> • at DC-13 at 220 V Rated value 	A	0.3
<ul style="list-style-type: none"> • at DC-13 at 600 V Rated value 	A	0.1
Operating current		
<ul style="list-style-type: none"> • at DC-12 <ul style="list-style-type: none"> — at 60 V Rated value — at 110 V Rated value 	A	6
	A	3
<ul style="list-style-type: none"> • at DC-13 <ul style="list-style-type: none"> — at 24 V Rated value — at 60 V Rated value — at 110 V Rated value 	A	6
	A	2
	A	1
Contact reliability of the auxiliary contacts		1 faulty switching per 100 million (17 V, 1 mA)

UL/CSA ratings:

Full-load current (FLA) for three-phase AC motor		
<ul style="list-style-type: none"> • at 480 V Rated value 	A	11
<ul style="list-style-type: none"> • at 600 V Rated value 	A	11
yielded mechanical performance [hp]		
<ul style="list-style-type: none"> • for single-phase AC motor at 110/120 V Rated value 	metric hp	0.5
<ul style="list-style-type: none"> • for single-phase AC motor at 230 V Rated value 	metric hp	2
<ul style="list-style-type: none"> • for three-phase AC motor at 200/208 V Rated value 	metric hp	3
<ul style="list-style-type: none"> • for three-phase AC motor at 220/230 V Rated value 	metric hp	3
<ul style="list-style-type: none"> • for three-phase AC motor at 460/480 V Rated value 	metric hp	7.5
<ul style="list-style-type: none"> • for three-phase AC motor at 575/600 V Rated value 	metric hp	10
Contact rating of the auxiliary contacts acc. to UL		A600 / Q600

Short-circuit:

Design of the fuse link		
<ul style="list-style-type: none"> • for short-circuit protection of the main circuit <ul style="list-style-type: none"> — with type of assignment 1 required — with type of assignment 2 required • for short-circuit protection of the auxiliary switch required 		gL/gG LV HRC 3NA, DIAZED 5SB, NEOZED 5SE: 35 A gL/gG LV HRC 3NA, DIAZED 5SB, NEOZED 5SE: 20 A fuse gL/gG: 10 A

Installation/ mounting/ dimensions:

mounting position		+/-180° rotation possible on vertical mounting surface; can be tilted forward and backward by +/- 22.5° on vertical mounting surface
Mounting type		screw and snap-on mounting onto 35 mm standard mounting rail according to DIN EN 50022
<ul style="list-style-type: none"> • Side-by-side mounting 		Yes
Height	mm	69.5
Width	mm	45
Depth	mm	121
Required spacing		
<ul style="list-style-type: none"> • with side-by-side mounting <ul style="list-style-type: none"> — forwards — Backwards — upwards — downwards — at the side • for grounded parts <ul style="list-style-type: none"> — forwards — Backwards — upwards — at the side — downwards • for live parts <ul style="list-style-type: none"> — forwards — Backwards — upwards — downwards — at the side 	mm	0 0 0 0 0 0 0 0 6 0 0 0 0 0 6

Connections/ Terminals:

Type of electrical connection		
<ul style="list-style-type: none"> • for main current circuit • for auxiliary and control current circuit 		spring-loaded terminals spring-loaded terminals
Type of connectable conductor cross-section		

<ul style="list-style-type: none"> • for main contacts <ul style="list-style-type: none"> — single or multi-stranded — finely stranded with core end processing — finely stranded without core end processing • for AWG conductors for main contacts • for auxiliary contacts <ul style="list-style-type: none"> — single or multi-stranded — finely stranded with core end processing — finely stranded without core end processing • for AWG conductors for auxiliary contacts 	<p>2x (0,5 ... 4 mm²)</p> <p>2x (0.5 ... 2.5 mm²)</p> <p>2x (0.5 ... 2.5 mm²)</p> <p>2x (20 ... 12)</p> <p>2x (0,5 ... 4 mm²)</p> <p>2x (0.5 ... 2.5 mm²)</p> <p>2x (0.5 ... 2.5 mm²)</p> <p>2x (20 ... 12)</p>
--	---

Safety related data:

B10 value with high demand rate acc. to SN 31920		1 000 000
Proportion of dangerous failures		
<ul style="list-style-type: none"> • with low demand rate acc. to SN 31920 • with high demand rate acc. to SN 31920 	%	40
	%	73
Failure rate [FIT] with low demand rate acc. to SN 31920	FIT	100
Product function Mirror contact acc. to IEC 60947-4-1		Yes
T1 value for proof test interval or service life acc. to IEC 61508	y	20
Protection against electrical shock		finger-safe

Mechanical data:

Size of contactor		S00
--------------------------	--	-----

Ambient conditions:

Installation altitude at height above sea level maximum	m	2 000
Ambient temperature		
<ul style="list-style-type: none"> • during operation • during storage 	°C	-25 ... +60
	°C	-55 ... +80

Certificates/ approvals:

General Product Approval	Functional Safety/Safety of Machinery	Declaration of Conformity	Test Certificates
--------------------------	---------------------------------------	---------------------------	-------------------



[Type Examination](#)



[Special Test Certificate](#)

Shipping Approval



Shipping Approval	other
-------------------	-------



[Confirmation](#)

[Environmental Confirmations](#)



Further information

Information- and Downloadcenter (Catalogs, Brochures,...)

<http://www.siemens.com/industrial-controls/catalogs>

Industry Mall (Online ordering system)

<http://www.siemens.com/industrymall>

Cax online generator

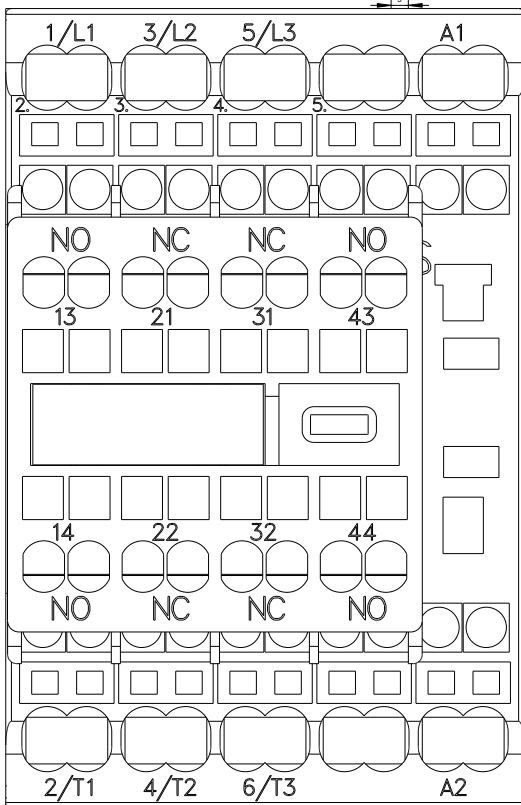
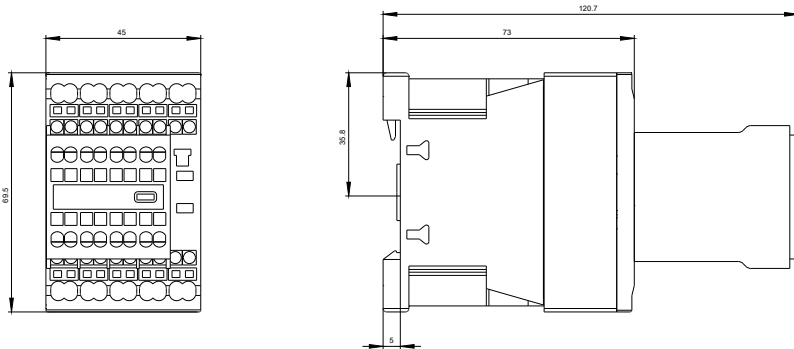
<http://support.automation.siemens.com/WW/CAXorder/default.aspx?lang=en&mlfb=3RT20172FB443MA0>

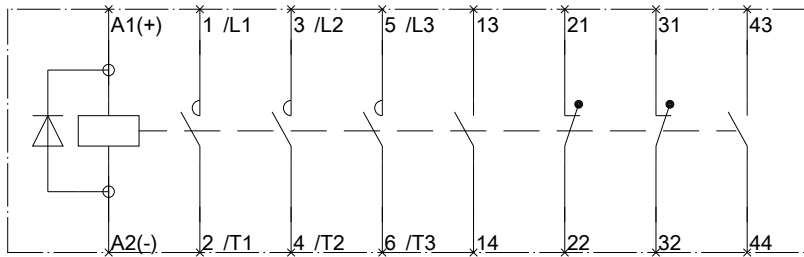
Service&Support (Manuals, Certificates, Characteristics, FAQs,...)

<http://support.automation.siemens.com/WW/view/en/3RT20172FB443MA0/all>

Image database (product images, 2D dimension drawings, 3D models, device circuit diagrams, EPLAN macros, ...)

http://www.automation.siemens.com/bilddb/cax_de.aspx?mlfb=3RT20172FB443MA0&lang=en





last modified:

11.03.2015