

"High Frequency Ceramic Solutions"

915 MHz ISM Antenna for small form factor applications

P/N 0915AT43A0026

Detail Specification: 1/23/2015

Page 1 of 4

Recommended Application ISM

General Specifications

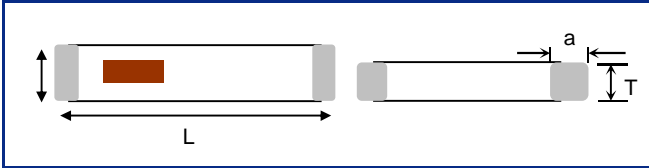
Part Number	0915AT43A0026	Input Power	2W max. (CW)
Frequency (MHz)	902 - 928 Mhz	Operating Temperature	-40 to +85°C
Peak Gain (XZ-total)	-1.0 dBi typ.	Recommended Storage Conditions	+5 to +35°C, Humidity 45~75%RH
Average Gain (XZ-total)	-4.0 dBi typ.	Reel Quantity	1,000
Return Loss	8.5 dB min.		

Part Number Explanation

P/N Suffix	Packing Style	Bulk (loose)	Suffix = S	eg. 0915AT43A0026S
		T & R	Suffix = E	eg. 0915AT43A0026E
		100% Tin	Suffix = E or S	eg. 0915AT43A0026(E or S)
	Evaluation Board	0915AT43A0026-EB1SMA		

Mechanical Dimensions

	In	mm
L	0.276 ± 0.008	7.00 ± 0.20
W	0.079 ± 0.008	2.00 ± 0.20
T	0.031 ± +.004/-0.008	0.80 ± +0.1/-0.2
a	0.020 ± 0.012	0.50 ± 0.30



Terminal Configuration

No.	Function
1	Feeding Point
2	NC*



*This terminal must be soldered for anchoring and functionality purposes

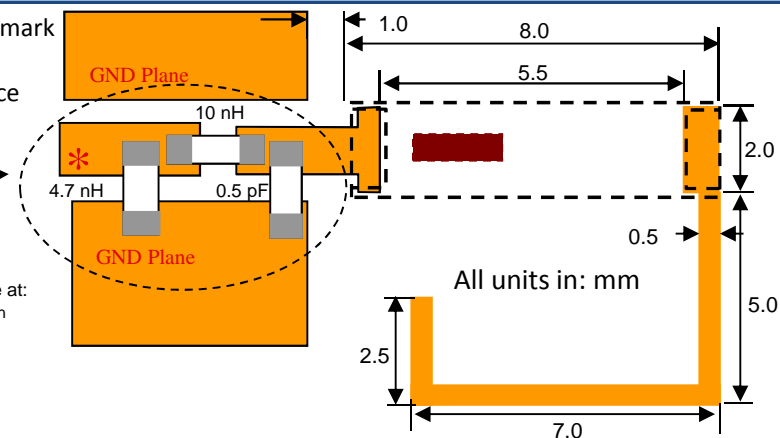
Mounting Considerations I

Mount these devices with maroon mark facing up. *Line width should be designed to provide 50 Ω impedance matching characteristics.

Matching circuit**:
See Note 2 on next page!

Want the layout file of this? Send us a message at:
www.johansontechnology.com/component/techquestion

JTI P/N for Matching Circuit:**
Inductor (4.7nH): L-07C4N7SV6T
Inductor (10nH): L-07C10NJV6T
Cap (0.5pF): 500R07S0R5BV4T



**matching circuit and component values will depend on PCB layout, thickness, material, etc.



www.johansontechnology.com

4001 Calle Tecate • Camarillo, CA 93012 • TEL 805.389.1166 FAX 805.389.1821

Ver 2.0

2013 Johanson Technology, Inc. All Rights Reserved

"High Frequency Ceramic Solutions"

915 MHz ISM Antenna for small form factor applications

P/N 0915AT43A0026

Detail Specification: 1/23/2015

Page 2 of 4

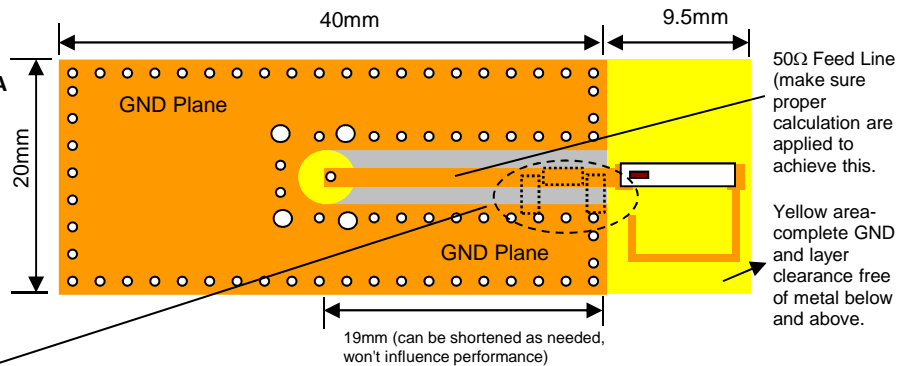
Recommended Application ISM

Mounting Considerations II

Johanson Test Board

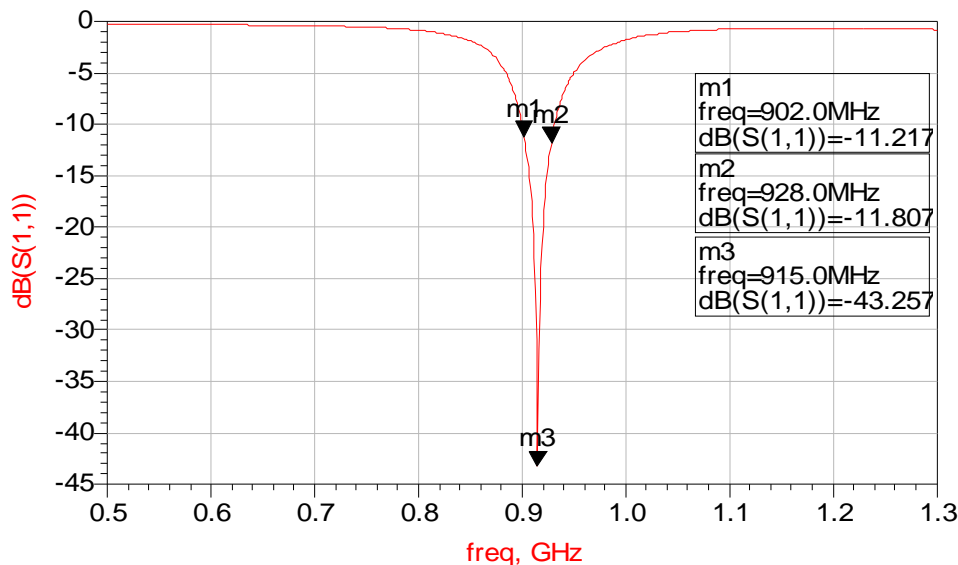
(orderable) p/n:

0915AT43A0026-EB1SMA



****Note 2:** It is recommended that the designer leave available slots for a "pi" (or shunt-series-shunt) network. The antenna matching network values above are used when antenna is mounted on Johanson's evaluation board. The matching values on client's PCB will be different. Go to: <http://johansontechnology.com/tuning> and see how to obtain the new values. If you need further help, such as needing the layout file of the above, contact our RF Applications Eng. Team at: <http://www.johansontechnology.com/component/techquestion/>

Return Loss (with matching)



Johanson Technology, Inc. reserves the right to make design changes without notice. Please confirm the specifications and delivery conditions when placing your order. All sales are subject to Johanson Technology, Inc. terms and conditions.



www.johansontechnology.com

4001 Calle Tecate • Camarillo, CA 93012 • TEL 805.389.1166 FAX 805.389.1821

Ver 2.0

2013 Johanson Technology, Inc. All Rights Reserved

"High Frequency Ceramic Solutions"

915 MHz ISM Antenna for small form factor applications

P/N 0915AT43A0026

Detail Specification: 1/23/2015

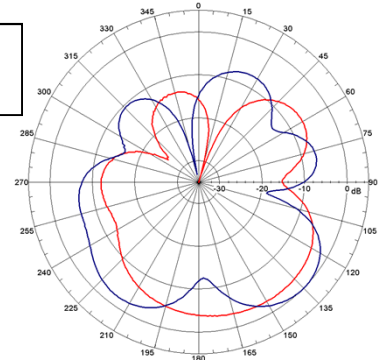
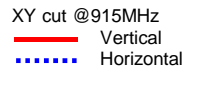
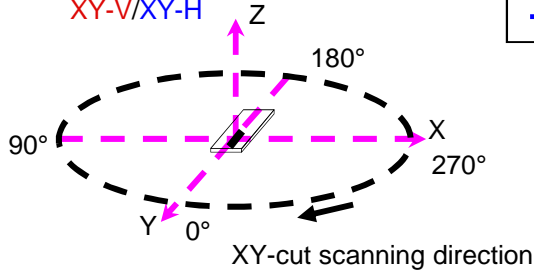
Page 3 of 4

Recommended Application ISM

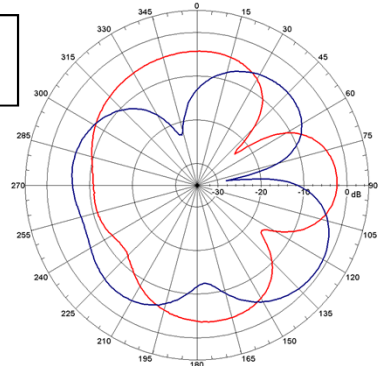
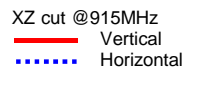
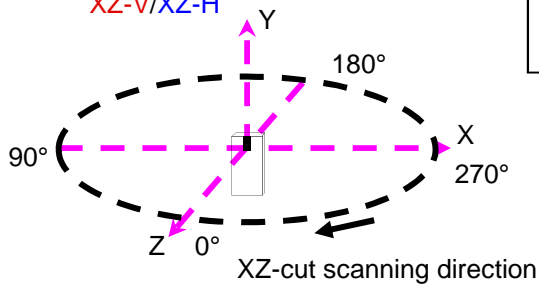
Typical Radiation Performance @ 25° C using 0915AT43A0026-EB1SMA

Typical Radiation Patterns

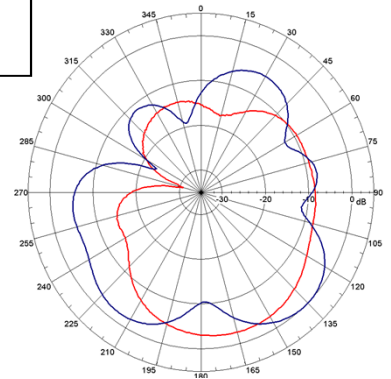
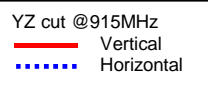
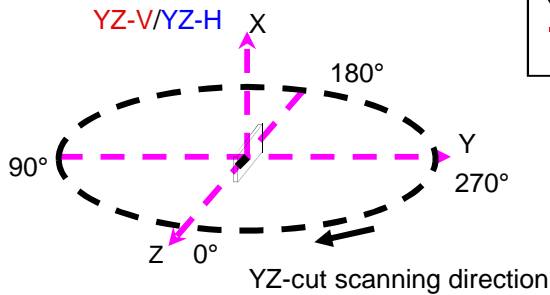
XY-V/XY-H



XZ-V/XZ-H



YZ-V/YZ-H



Johanson Technology, Inc. reserves the right to make design changes without notice. Please confirm the specifications and delivery conditions when placing your order. All sales are subject to Johanson Technology, Inc. terms and conditions.



www.johansontechnology.com

4001 Calle Tecate • Camarillo, CA 93012 • TEL 805.389.1166 FAX 805.389.1821

Ver 2.0

2013 Johanson Technology, Inc. All Rights Reserved

"High Frequency Ceramic Solutions"

915 MHz ISM Antenna for small form factor applications

P/N 0433AT62A0020

Detail Specification: 1/23/2015

Page 4 of 4

More SMD Chip Antennas at:

www.johansontechnology.com/antennas

Packaging information

www.johansontechnology.com/ipcpackaging.html

Soldering Information

www.johansontechnology.com/ipcsoldering-profile

Antenna layout and tuning techniques (How to obtain the new antenna matching values)

www.johansontechnology.com/tuning

Antenna layout review, tuning, and characterization services

www.johansontechnology.com/ipcantennaservices

RoHS Compliance

www.johansontechnology.com/technical-notes/rohs-compliance.html

MSL Info

www.johansontechnology.com/technical-notes/msl-rating.html

P/N Explanation and Breakdown

www.johansontechnology.com/ipc-pn-explained

Johanson Technology, Inc. reserves the right to make design changes without notice. Please confirm the specifications and delivery conditions when placing your order. All sales are subject to Johanson Technology, Inc. terms and conditions.



Ver 2.0

www.johansontechnology.com

4001 Calle Tecate • Camarillo, CA 93012 • TEL 805.389.1166 FAX 805.389.1821

2014 Johanson Technology, Inc. All Rights Reserved