




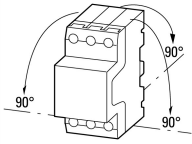
**Motor-protective circuit-breaker, 15 kW, 25 - 32 A, Feed-side screw terminals/output-side push-in terminals, For use with motor starter combinations type MSC...**

**Part no.** PKZM0-32-SPI32  
**Catalog No.** 199203  
**Alternate Catalog No.** XTPRSPI32032BC1NL  
**EL-Nummer (Norway)** 4312244

**Delivery program**

Product range				PKZM0 motor protective circuit-breakers up to 32 A
Basic function				Motor protection
For use with				motor starter combinations type MSC...
				
Notes				Also suitable for motors with efficiency class IE3.
Connection technique				Feed-side screw terminals/output-side push-in terminals
<b>Max. motor rating</b>				
AC-3				
220 V 230 V 240 V	P	kW		7.5
380 V 400 V 415 V	P	kW		15
440 V	P	kW		15
500 V	P	kW		22
660 V 690 V	P	kW		30
Rated uninterrupted current	$I_u$	A		32
<b>Setting range</b>				
Overload releases	$I_r$	A		25 - 32
				
short-circuit release				
				
max.	$I_{rm}$	A		496
Phase-failure sensitivity				IEC/EN 60947-4-1, VDE 0660 Part 102

**Technical data**

<b>General</b>				
Standards				IEC/EN 60947, VDE 0660, UL, CSA
Climatic proofing				Damp heat, constant, to IEC 60068-2-78 Damp heat, cyclic, to IEC 60068-2-30
Ambient temperature				
Storage		°C		- 40 - 80
Open		°C		-25 - +55
Enclosed		°C		- 25 - 40
Mounting position				
Direction of incoming supply				as required
Degree of protection				
Device				IP20
Terminations				IP00
Protection against direct contact when actuated from front (EN 50274)				Finger and back-of-hand proof

Mechanical shock resistance half-sinusoidal shock 10 ms to IEC 60068-2-27	g	25
Altitude	m	Max. 2000
Terminal capacity main cable		
Screw terminals		
Solid	mm <sup>2</sup>	1 x (1 - 6) 2 x (1 - 6)
Flexible with ferrule to DIN 46228	mm <sup>2</sup>	1 x (1 - 6) 2 x (1 - 6)
Solid or stranded	AWG	18 - 10
Stripping length	mm	10
Push-in terminals		
Solid	mm <sup>2</sup>	1 x (1 - 6) 2 x (1 - 6)
flexible	mm <sup>2</sup>	1 x (1 - 6) 2 x (1 - 6)
flexible with ferrules	mm <sup>2</sup>	1 x (1 - 6) 2 x (1 - 4)
flexible with ultrasonic welded busbar end	mm <sup>2</sup>	1 x (1 - 10) 2 x (1 - 6)
flexible with uninsulated wire end ferrule	mm <sup>2</sup>	1 x (1 - 10) 2 x (1 - 6)
Solid or stranded	AWG	18 - 8
Stripping length	mm	12
Standard screwdriver		3.0 x 0.5
Specified tightening torque for terminal screws		
Main cable	Nm	1.7

### Main conducting paths

Rated impulse withstand voltage	U <sub>imp</sub>	V AC	6000
Overvoltage category/pollution degree			III/3
Rated operational voltage	U <sub>e</sub>	V AC	690
Rated uninterrupted current = rated operational current	I <sub>u</sub> = I <sub>e</sub>	A	32
Rated frequency	f	Hz	50/60
Current heat loss (3 pole at operating temperature)		W	9.56
Impedance per pole		mΩ	3
Lifespan, mechanical	Operations	x 10 <sup>6</sup>	0.1
Lifespan, electrical (AC-3 at 400 V)			
Lifespan, electrical	Operations	x 10 <sup>6</sup>	0.1
Max. operating frequency		Ops/h	40
Motor switching capacity			
AC-3 (up to 690V)		A	32

### Trip blocks

Temperature compensation			
to IEC/EN 60947, VDE 0660	°C		- 5 ... 40
Operating range	°C		- 25 ... 55
Temperature compensation residual error for T > 40 °C			≤ 0.25 %/K
Setting range of overload releases	x I <sub>u</sub>		0.6 - 1
short-circuit release			Basic device, fixed: 15.5 x I <sub>u</sub>
Short-circuit release tolerance			± 20%
Phase-failure sensitivity			IEC/EN 60947-4-1, VDE 0660 Part 102

### Rating data for approved types

Switching capacity			
Maximum motor rating			
Three-phase			
200 V 208 V	HP		7.5
230 V 240 V	HP		10
460 V 480 V	HP		20
575 V	HP		25

600 V			
Single-phase			
230 V 240 V	HP		5
Short Circuit Current Rating, type E	SCCR		
240 V	kA		18
480 Y / 277 V	kA		18
Accessories required			BK25/3-PKZ0-E
Short Circuit Current Rating, group protection	SCCR		
600 V High Fault			
SCCR (fuse)	kA		10
max. Fuse	A		150
SCCR (CB)	kA		10
max. CB	A		125
SCCR with CL (fuse)	A		18
max. Fuse (with CL)	A		600
SCCR with CL (CB)	kA		18
max. CB (with CL)	A		600

## Design verification as per IEC/EN 61439

Technical data for design verification			
Operating ambient temperature min.		°C	-25
Operating ambient temperature max.		°C	55

## Technical data ETIM 8.0

Low-voltage industrial components (EG000017) / Motor protection circuit-breaker (EC000074)			
Electric engineering, automation, process control engineering / Low-voltage switch technology / Circuit breaker (LV < 1 kV) / Motor protection circuit-breaker (ecl@ss10.0.1-27-37-04-01 [AGZ529016])			
Overload release current setting	A		32 - 32
Adjustment range undelayed short-circuit release	A		496 - 496
With thermal protection			No
Phase failure sensitive			Yes
Switch off technique			Thermomagnetic
Rated operating voltage	V		690 - 690
Rated permanent current Iu	A		32
Rated operation power at AC-3, 230 V	kW		7.5
Rated operation power at AC-3, 400 V	kW		15
Type of electrical connection of main circuit			Spring clamp connection
Type of control element			Turn button
Device construction			Built-in device fixed built-in technique
With integrated auxiliary switch			No
With integrated under voltage release			No
Number of poles			3
Rated short-circuit breaking capacity Icu at 400 V, AC	kA		50
Degree of protection (IP)			IP20
Height	mm		101.6
Width	mm		45
Depth	mm		75.1

## Approvals

Product Standards			IEC/EN 60947-4-1; UL 60947-4-1; CSA - C22.2 No. 60947-4-1-14; CE marking
UL File No.			E36332
UL Category Control No.			NLRV
CSA File No.			165628
CSA Class No.			3211-05
North America Certification			UL listed, CSA certified

Specially designed for North America

No

Suitable for

Branch circuit: Manual type E if used with terminal, or suitable for group installations

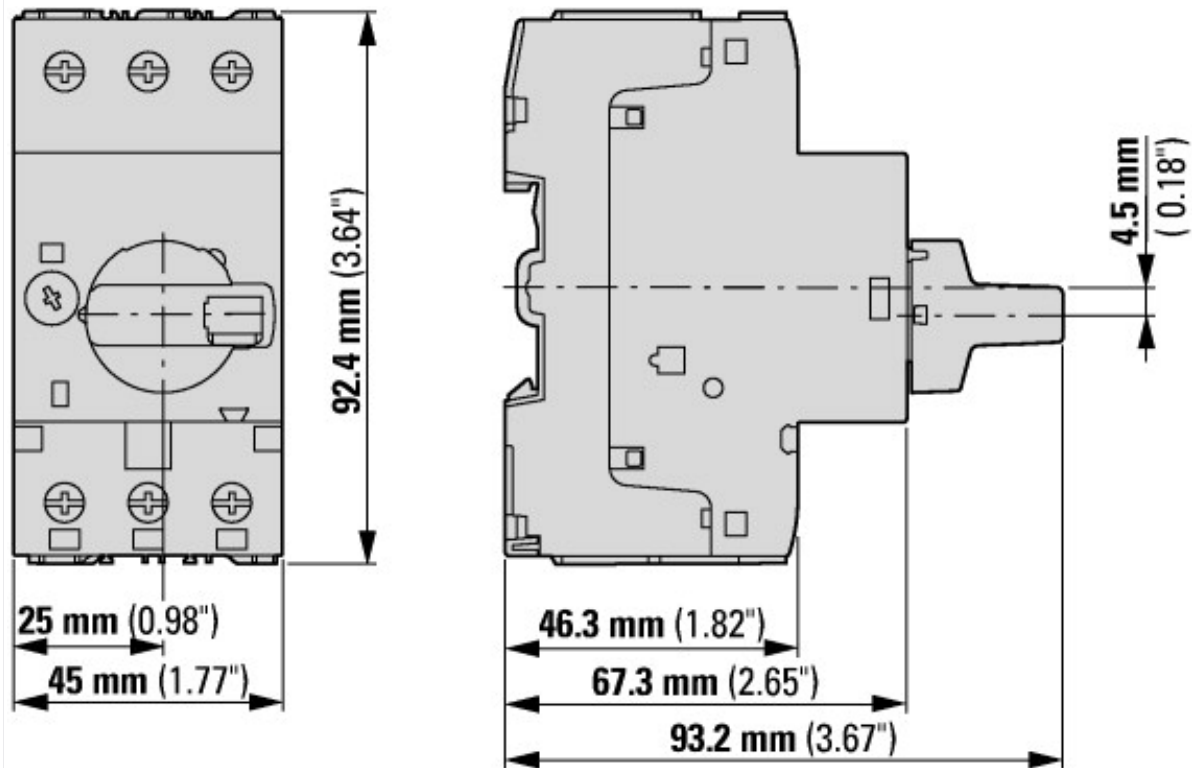
## Dimensions

Motor-protective circuit-breaker with standard auxiliary contact

PKZM0-...(+NHI-E-...-PKZ0)

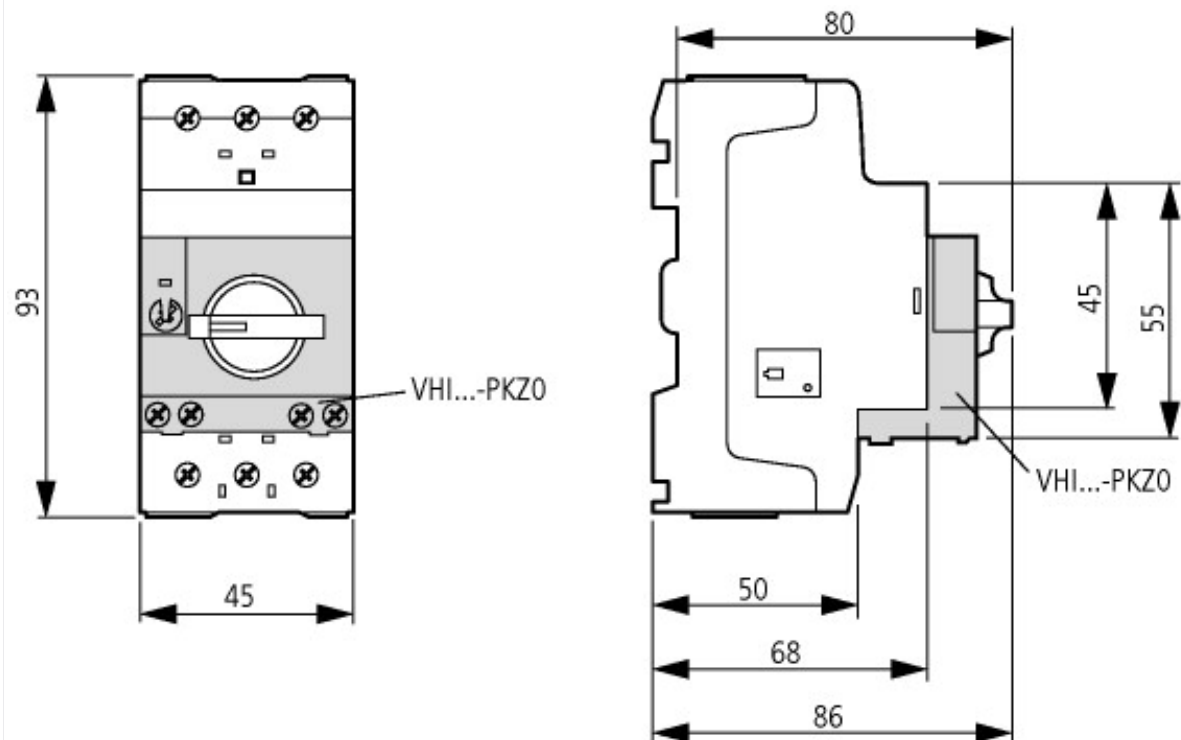
PKZM0-...-T(+NHI-E-...-PKZ0)

PKM0-...(+NHI-E-...-PKZ0)



Motor-protective circuit-breakers with lockable rotary handles

PKZM0-...+AK-PKZ0



Motor-protective circuit-breakers with early-make auxiliary contacts

PKZM0-...+VHI-...-PKZ0

## Additional product information (links)

Schaltvermögen

[https://de.ecat.eaton.com/flip-cat/?edition=MOTCONT1\\_DE#page\\_3/44](https://de.ecat.eaton.com/flip-cat/?edition=MOTCONT1_DE#page_3/44)

Motor starters and "Special Purpose Ratings" for the North American market	<a href="http://www.eaton.eu/ecm/groups/public/@pub/@europe/@electrical/documents/content/pct_3258146.pdf">http://www.eaton.eu/ecm/groups/public/@pub/@europe/@electrical/documents/content/pct_3258146.pdf</a>
Busbar Component Adapters for modern Industrial control panels	<a href="http://www.moeller.net/binary/ver_techpapers/ver960en.pdf">http://www.moeller.net/binary/ver_techpapers/ver960en.pdf</a>