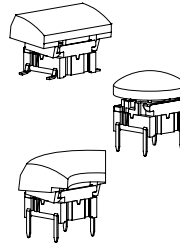


multimec® navimec

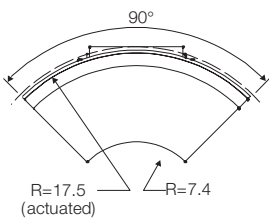
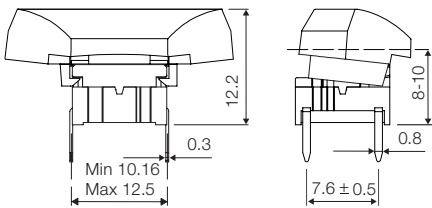


Technical Data:

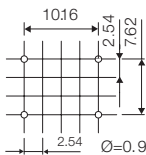
- through-hole or SMD
- 50mA/24VDC
- single pole/momentary
- 10.000.000 operations life time
- IP67 sealing
- temperature range:
low temp: -40/+115°C
high temp: -40/+160°C



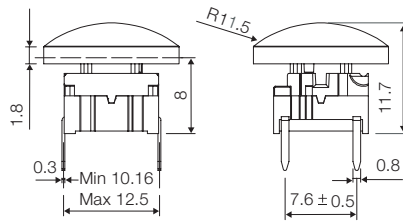
Dimensions 1ZB (through-hole)



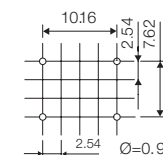
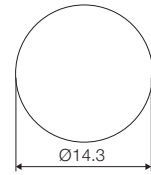
PCB layout



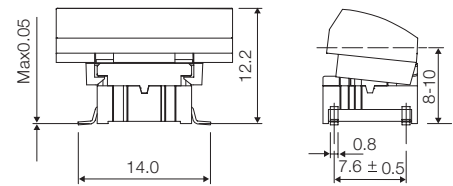
Dimensions 1ZC (through-hole)



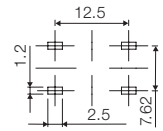
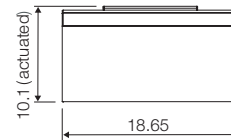
PCB layout (top view)



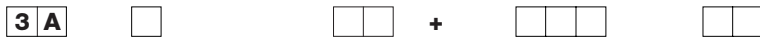
Dimensions 1ZA (SMD)



PCB layout



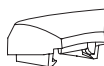
HOW TO ORDER



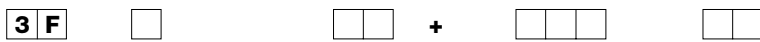
Switch **Mounting** **L 6** low temp. **Cap 1ZA** **03** grey
T through-hole **H 9** high temp. **06** white
S surface mount **09** black



Cap 1ZB



- 30** ultra blue
- 40** dusty blue
- 42** aqua blue
- 50** metal dark blue
- 53** metal light grey
- 57** metal dark grey
- 58** metal bordeaux



Switch **Mounting** **L 6** low temp. **Cap 1ZC** **03** grey
T through-hole **H 9** high temp. **06** white
S surface mount **09** black



- 30** ultra blue
- 40** dusty blue
- 42** aqua blue
- 50** metal dark blue
- 53** metal light grey
- 57** metal dark grey
- 58** metal bordeaux

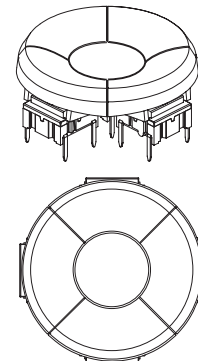
Standard versions:

3ATL6, 3ATH9, 3ASH9, 3ASH9R (tape/reel)
 3FTL6, 3FTH9, 3FSH9, 3FSH9R (tape/reel)

Dimensions (mm): Unless otherwise specified, all tolerances ± 0.2

Ordering example: 3ATL6 + 1ZA58, 3FTL6 + 1ZC53

Design example



Consisting of: 4 x 3ATL6 + 4 x 1ZB + 1 x 3FTL6 + 1 x 1ZC (3F in centre position)

Recommended panel cut-out:
 ø = 35,0 - 35,5 Depending on application

PCB layout

