

1550 Standard & 1350 High Inrush Switches 150A to EN61058-1 and 16A 250Vac

rocker switches



- ▶ Standard rocker switch
- ▶ 1350/53 high inrush
- ▶ Choice of switching circuits including 3 position
- ▶ Push-on, solder and PCB terminals
- ▶ Choice of bezel styles
- ▶ Choice of panel cut outs
- ▶ Matching indicator
- ▶ Double pole
- ▶ Splash resistant option
- ▶ Panel cut out 'A' style: 27.2 x 22.3mm



1550 Series 16(4)A 250Vac T125
 UL CSA 16A 250Vac, (2 posn) 250Vac 1hp, 125Vac 1/2hp,
 (3 posn) 250 Vac 1/2hp, 125Vac 1/4hp.
 UL 85°C, file E45221, CSA file LR10990.

In house test

10A 24Vdc.
 1350 series 16(4)A 250Vac T85 1E4 (10,000 Ops.)
 1330 series 16(6)A 250Vac T125 5E4 (50,000 Ops.)
 150A Inrush to EN61058-1.



UL CSA 20A 250Vac 1hp, 125Vac 1/2hp.
 UL 72Vdc 7A, 36Vdc 14A.
 UL 85°C, file E45221, CSA file LR10990.

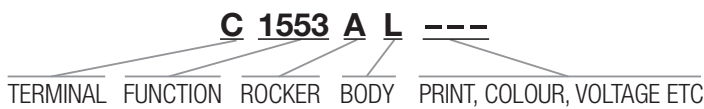
In house test

20A 24Vdc



RoHS compliant

3mm contact gap except if marked μ .
 Technical data on pages 4 & 5 (switches), 6 (indicators).



TERMINAL	FUNCTION	ROCKER
<p>C</p> <p>6.3 x 0.8</p>	<p>Approvals & ratings vary with function ON OFF Switches - ON when pressed over terminal 1</p>	<p>A Softline Matt</p> <p>Lit (not momentary)</p>
<p>H</p> <p>4.8 x 0.8*</p>	<p>Standard 1550</p> <p>High Inrush 1350 Not W, X or B rocker</p> <p>ON - OFF</p>	<p>B Splash resistant Softline</p>
<p>K</p> <p>2.8 x 0.8*</p>	<p>1551 HP rating N/A</p> <p>ON - OFF (momentary ON)</p>	<p>V Curved</p> <p>Matt or gloss Gloss only Lit (not momentary)</p>
<p>T</p> <p>Solder</p>	<p>1552 HP rating N/A</p> <p>ON - OFF (momentary OFF)</p>	<p>W Splash resistant Curved</p>
<p>U</p> <p>Right angle T Solder (Not DP)</p>	<p>1553 Not W, X or B rocker</p> <p>1353 Not W, X or B rocker</p> <p>ON - OFF Lit</p>	<p>P Lit window Matt</p> <p>Lit (not momentary)</p>
<p>X</p> <p>PCB 0.8Sq*</p>	<p>1560 μ</p> <p>ON - ON</p>	<p>X Two colour Matt</p>
<p>*Contact sales for details on 1350 series</p>	<p>1561 μ</p> <p>ON - ON (momentary 1 side)</p>	<p>R Round</p>
	<p>1562 μ</p> <p>In house tests only</p> <p>2 Circuit ON - ON</p>	<p>F Flat lens Gloss (0480 only) (ON OFF only - not momentary)</p>
	<p>1570 μ</p> <p>125V & 250V 1/2 HP H terminal rated T100 only</p> <p>ON - OFF - ON</p>	<p>A Softline lens Matt (0480 only) as F but with raised profile</p>
	<p>1571 μ</p> <p>HP rating N/A H terminal rated T100 only</p> <p>ON - OFF - ON (momentary 1 side)</p>	
	<p>1572 μ</p> <p>HP rating N/A H terminal rated T100 only</p> <p>ON - OFF - ON (momentary 2 sides)</p>	
	<p>1484 μ</p> <p>In-house tested to 10(G)A 250Vac (B rocker only)</p> <p>3 position selective</p>	
	<p>1487 μ</p> <p>In-house tested to 10(G)A 250Vac (B rocker only)</p> <p>3 position selective (Consult sales for other switch options)</p>	
	<p>0480</p> <p>X terminal N/A</p> <p>Indicator </p> <p>Technical data on page 6</p>	



C1350AL ---



C1550XL ---



C1553PL ---



C1553RA ---
Shown with M614 bezel cover



C0480AL ---



Optional snap-in M441 barrier



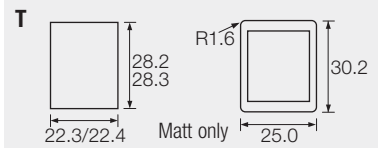
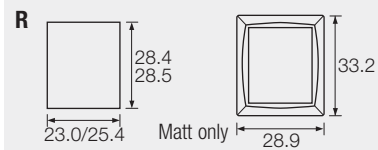
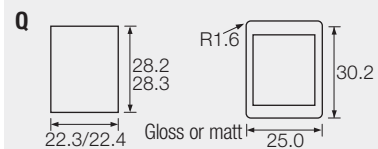
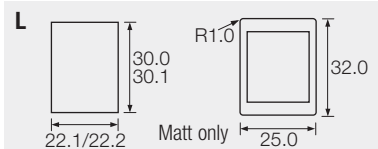
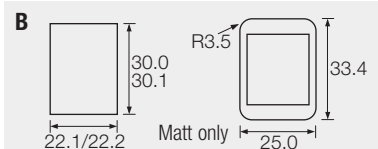
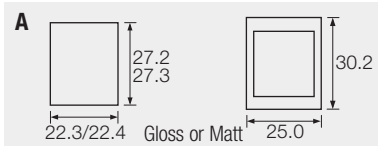
C1553AA with M616 guard
Cut-out 22.0/22.1 x 29.4/29.5
Guard accepts "A" body only



C0480RA ---
Shown with M614 bezel cover


BODY

Panel cut-out * Bezel
Cut-outs must be punched in the direction of insertion



OPTIONS

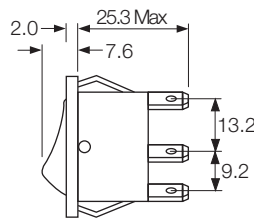
Finish Matt is standard.
Colour Call sales for custom colours. A full range is available for large orders.
Legend printing Select from the examples or call sales for custom legends.
Lamp voltage Call sales for details.
Blanking plates A0494 Dummy units to fill unused panel holes.
Protective cover (designed to IP65) Snaps on to A, L, Q or T bodies (add G after body in cat no), this reduces maximum acceptable panel thickness to 1.2mm.



Panel sealing washer W42 is available for the above body sizes, this reduces maximum acceptable panel thickness to 2mm. Covers are not suitable for momentary types.

For all options call sales.

DIMENSIONS (mm)



Terminal spacing - Poles 10.2 between centres

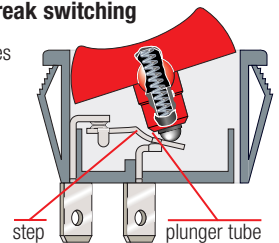
Panel thickness

A,Q	0.75 to 3.3mm
L,B,T	0.75 to 2.5mm
R	0.75 to 3.0mm

* For cut-out details on momentary switches call sales.

1350 High inrush, positive break switching

The 1350 series mechanism ensures contact welds formed at switch-on, are positively separated by the plunger tube acting directly on the step in the moving contact.



Examples of printing



EN602A



EN730



EN822

1550 Standard & 1350 High Inrush Switches 150A to EN61058-1 and 16A 250Vac

With Guard or Cover



- ▶ Standard rocker switch
- ▶ 1350/53 high inrush
- ▶ Choice of switching circuits including 3 position
- ▶ Push-on, solder and PCB terminals
- ▶ Choice of bezel styles
- ▶ Choice of panel cut outs
- ▶ Matching indicator
- ▶ Double pole
- ▶ Option with guard & cover
- ▶ Bezel size 'G' style 32.0 x 25.0



1550 Series 16(4)A 250Vac T125

UL CSA 16A 250Vac, (2 posn) 250Vac 1hp, 125Vac 1/2hp, (3 posn) 250 Vac 1/2hp, 125Vac 1/4hp.
UL 85°C, file E45221, CSA file LR10990.

In house test

10A 24Vdc.



1350 series 16(4)A 250Vac T85 1E4 (10,000 Ops.)
On request 16(6)A 250Vac T125 5E4 (50,000 Ops.)
150A Inrush to EN61058-1.



UL CSA 20A 250Vac 1hp, 125Vac 1/2hp.
UL 72Vdc 7A, 36Vdc 14A.
UL 85°C, file E45221, CSA file LR10990.

In house test

20A 24Vdc



RoHS compliant

3mm contact gap except if marked μ .
Technical data on pages 4 & 5 (switches), 6 (indicators).


C 1553 A G ---

TERMINAL FUNCTION ROCKER BODY PRINT, COLOUR, VOLTAGE ETC


TERMINAL	FUNCTION		ROCKER
C 6.3 x 0.8	Approvals & ratings vary with function ON OFF Switches - ON when pressed over terminal 1		A Softline Matt Lit (not momentary)
H 4.8 x 0.8*	Standard 1550	High Inrush 1350	V Curved Matt or gloss Gloss only Lit (not momentary)
K 2.8 x 0.8*	1551 <small>HP rating N/A</small>		P Lit window Matt Lit (not momentary)
	1552 <small>HP rating N/A</small>		
	1553	1353	
	1560 μ		
	1561 μ <small>HP rating N/A</small>		
	1562 μ <small>In house tests only</small>		
	1570 μ <small>125V & 250V 1/2 HP H terminal rated T100 only</small>		
	1571 μ <small>HP rating N/A H terminal rated T100 only</small>		
	1572 μ <small>HP rating N/A H terminal rated T100 only</small>		
T Solder			
U Right angle T Solder (Not DP)			
X PCB 0.8Sq* <small>*Contact sales for details on 1350 series</small>			

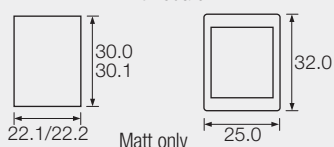
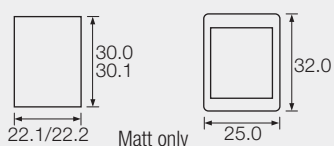
rocker switches



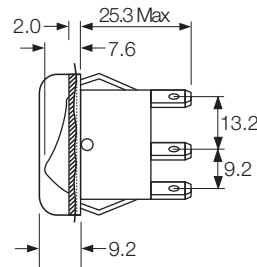
 C1550AH ---



 C1553AH ---

▶ BODY	▶ OPTIONS
<p>Panel cut-out * Bezel Cut-outs must be punched in the direction of insertion</p>	<p>Finish Matt is standard.</p> <p>Colour Call sales for custom colours. A full range is available for large orders.</p> <p>Legend printing Select from the examples or call sales for custom legends.</p> <p>Lamp voltage Call sales for details.</p>
<p>G With Guard</p> 	
<p>H With Cover</p> 	

DIMENSIONS (mm)



Panel thickness

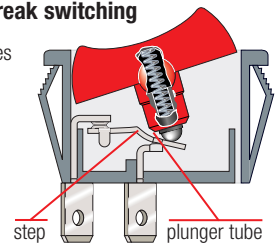
G, H 0.75 to 2.5mm

* For cut-out details on momentary switches call sales.

Terminal spacing - Poles 10.2 between centres

1350 High inrush, positive break switching

The 1350 series mechanism ensures contact welds formed at switch-on, are positively separated by the plunger tube acting directly on the step in the moving contact.



Examples of printing



EN602A



EN730



EN822