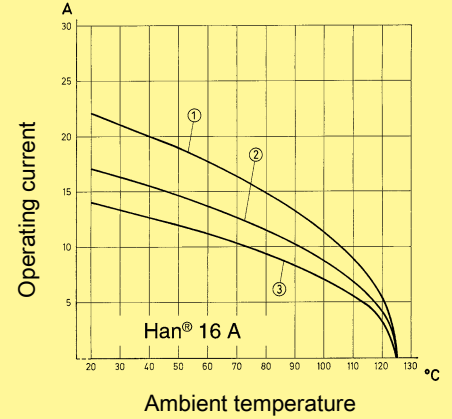
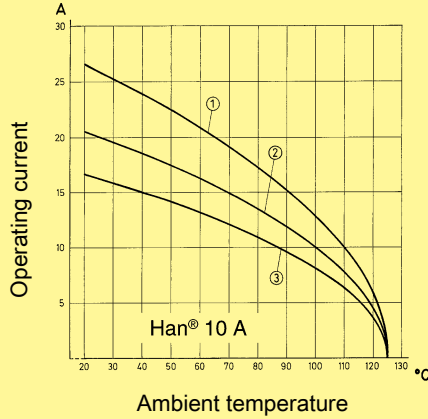
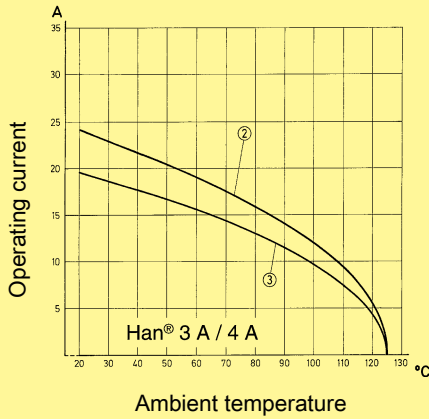


Current carrying capacity

The current carrying capacity of the connectors is limited by the thermal load capability of the contact element material including the connections and the insulating parts. The derating curve is therefore valid for currents which flow constantly (non-intermittent) through each contact element of the connector evenly, without exceeding the allowed maximum temperature.

Measuring and testing techniques according to DIN EN 60 512-5-2

Han A



- ① Wire gauge 2.5 mm²
- ② Wire gauge 1.5 mm²
- ③ Wire gauge 1.0 mm²

Identification	Wire gauge (mm ²)	Part number		Drawing	Dimensions in mm
		Male contact	Female contact		

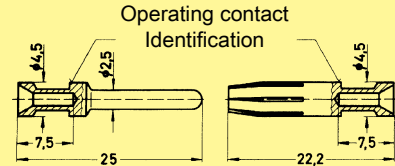
Crimp contacts

silver plated

0,14-0,37	09 33 000 6127	09 33 000 6227
0,5	09 33 000 6121	09 33 000 6220
0,75	09 33 000 6114	09 33 000 6214
1	09 33 000 6105	09 33 000 6205
1,5	09 33 000 6104	09 33 000 6204
2,5	09 33 000 6102	09 33 000 6202
3	09 33 000 6106	09 33 000 6206
4	09 33 000 6107	09 33 000 6207

gold plated

0,14-0,37	09 33 000 6117	09 33 000 6217
0,5	09 33 000 6122	09 33 000 6222
0,75	09 33 000 6115	09 33 000 6215
1	09 33 000 6118	09 33 000 6218
1,5	09 33 000 6116	09 33 000 6216
2,5	09 33 000 6123	09 33 000 6223
4	09 33 000 6119	09 33 000 6221



Identification	Wire gauge	Stripping length
no groove	0,14-0,37 mm ²	AWG 26-22
no groove	0,5 mm ²	AWG 20
1 groove*	0,75 mm ²	AWG 18
1 groove	1 mm ²	AWG 18
2 grooves	1,5 mm ²	AWG 16
3 grooves	2,5 mm ²	AWG 14
wide groove	3 mm ²	AWG 12
no groove	4 mm ²	AWG 12

* on the back crimp collar