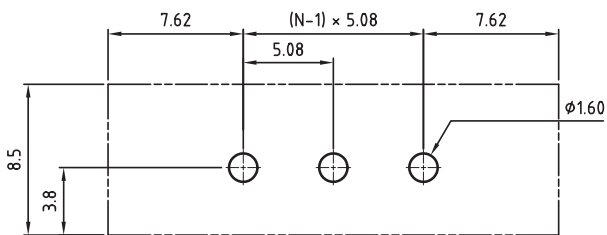



N = Number of contacts



PCB LAYOUT - COMPONENT VIEW

TECHNICAL CHARACTERISTICS

MATERIAL  
 INSULATOR: PA66  
 FLAMABILITY RATING: UL94-V0  
 COLOR: GREEN  
 CONTACT PIN: BRASS (CuZn)  
 SOLDER TAIL PLATING: TIN  
 FLANGES SCREW NUT: BRASS M2.5

ENVIRONMENTAL  
 OPERATING TEMPERATURE: -40 UP TO 105°C  
 COMPLIANCE: LEAD FREE AND ROHS

ELECTRICAL	cULus	VDE
CURRENT RATING:	20A	20A
WORKING VOLTAGE:	300VAC	300VAC
WITHSTANDING VOLTAGE:	1.6KV	2.5KV
CONTACT RESISTANCE:	20 mOhm MAX	

STANDARD  
 CERTIFIED E315414  
 CERTIFIED 40023195

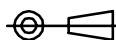
MECHANICAL  
 PITCH: 5.08MM

SOLDERING: WAVE PROCESS ONLY

PACKAGING: BOX

RoHS Compliant

PROJECTION:



GENERAL TOLERANCE

.X = +/- 0.2  
 .XX = +/- 0.15



APPROVAL: JHe

UNIT: MM

SCALE:

SHEET: 1/1

DRAW: MARVIN

DESCRIPTION: SERIE 3185 - 5.08MM CLOSE VERTICAL PCB HEADER WITH FLANGES WR-TBL

WERI PART NO: 691 318 500 0xx

SIZE

**A4**

G			
F			
E			
D			
C	25-FEV-22	PBT -> PA66	AK
B	13-OCT-09	STANDARD	JP
A	04-NOV-08	PDF	JP
REV	DATE	FILE	BY