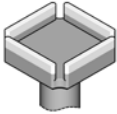
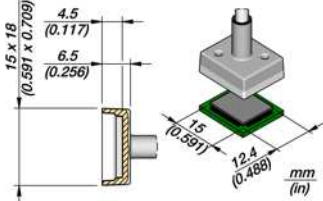
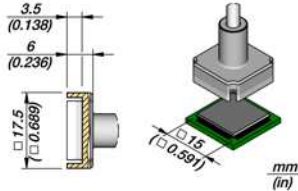
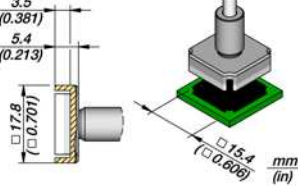
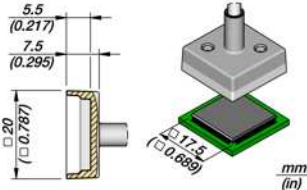
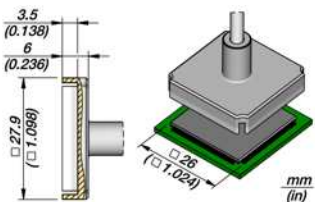

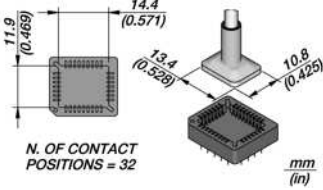
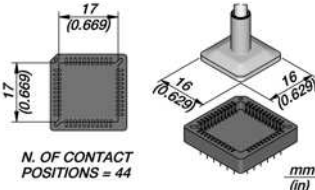

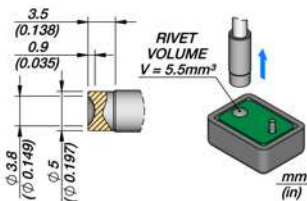


C245 Cartridges for T245 Handles

	Ref.	Description	Image	Suggested components	Compatible with
	C245-228	Cartridge QFP 12.4 x 15		QFP	Stations: CD, CDE, DI, DDE, DME Tools: T245 range
	C245-315	Cartridge QFP 15 x 15		QFP	Stations: CD, CDE, DI, DDE, DME Tools: T245 range
	C245-352	Cartridge QFP 15.4 x 15.4		QFP	Stations: CD, CDE, DI, DDE, DME Tools: T245 range
	C245-227	Cartridge QFP 17.5 x 17.5		QFP	Stations: CD, CDE, DI, DDE, DME Tools: T245 range
	C245-344	Cartridge QFP 26 x 26		QFP	Stations: CD, CDE, DI, DDE, DME Tools: T245 range
	C245-248	Cartridge Socket 11.9 x 14.5		PLCC sockets	Stations: CD, CDE, DI, DDE, DME Tools: T245 range
	C245-247	Cartridge Socket 17 x 17		PLCC sockets	Stations: CD, CDE, DI, DDE, DME Tools: T245 range
	C245-053	Cartridge Rivet Ø 3.8		Chrome finish, design for plastic rivets	Stations: CD, CDE, DI, DDE, DME Tools: T245 range