



CIRCUIT-BREAKER SZ S00, FOR TRANSFORMER
 PROT. A-RELEASE4.5...6.3A, N-RELEASE130A,
 SPRING-L. CONNECTION, STANDARD SW.
 CAPACITY

product brand name		SIRIUS
Product designation		3RV2 circuit breaker

General technical data:		
Active power loss total typical	W	6
Insulation voltage		
• with degree of pollution 3 Rated value	V	690
Shock resistance		
• acc. to IEC 60068-2-27		25g / 11 ms
Surge voltage resistance Rated value	kV	6
Mechanical service life (switching cycles)		
• of the main contacts typical		100 000
• of the auxiliary contacts typical		100 000
Electrical endurance (switching cycles)		
• typical		100 000
Temperature compensation	°C	-20 ... +60
Protection class IP		
• on the front		IP20
• of the terminal		IP20
Equipment marking		
• acc. to DIN EN 81346-2		Q

Main circuit:		
Number of poles for main current circuit		3
Adjustable response value current of the current-dependent overload release	A	4.5 ... 6.3
Operating voltage		

• Rated value	V	690
• at AC-3 Rated value maximum	V	690
Operating frequency Rated value	Hz	50 ... 60
Operating current Rated value	A	6.3
Operating current		
• at AC-3		
— at 400 V Rated value	A	6.3
Operating power		
• at AC-3		
— at 230 V Rated value	W	1 500
— at 400 V Rated value	W	2 200
— at 500 V Rated value	W	3 000
— at 690 V Rated value	W	4 000
Operating frequency		
• at AC-3 maximum	1/h	15

Auxiliary circuit:

Number of NC contacts		
• for auxiliary contacts		0
Number of NO contacts		
• for auxiliary contacts		0
Number of CO contacts		
• for auxiliary contacts		0
Product expansion Auxiliary switch		Yes

Protective and monitoring functions:

Trip class		CLASS 10
Design of the overload circuit breaker		thermal
Operational short-circuit current breaking capacity (Ics) with AC		
• at 240 V Rated value	kA	100
• at 400 V Rated value	kA	100
• at 500 V Rated value	kA	100
• at 690 V Rated value	kA	4
Maximum short-circuit current breaking capacity (Icu)		
• with AC at 240 V Rated value	kA	100
• with AC at 400 V Rated value	kA	100
• with AC at 500 V Rated value	kA	100
• with AC at 690 V Rated value	kA	6
Breaking capacity short-circuit current (Icn)		
• with 1 current path for DC at 150 V Rated value	kA	10
• with 2 current paths in series for DC at 300 V Rated value	kA	10

<ul style="list-style-type: none"> with 3 current paths in series for DC at 450 V Rated value 	kA	10
Response value current of the instantaneous short-circuit release	A	130

UL/CSA ratings:

Full-load current (FLA) for three-phase AC motor		
<ul style="list-style-type: none"> at 480 V Rated value 	A	6.3
<ul style="list-style-type: none"> at 600 V Rated value 	A	6.3
yielded mechanical performance [hp]		
<ul style="list-style-type: none"> for single-phase AC motor at 110/120 V Rated value 	metric hp	0.25
<ul style="list-style-type: none"> for single-phase AC motor at 230 V Rated value 	metric hp	0.5
<ul style="list-style-type: none"> for three-phase AC motor at 200/208 V Rated value 	metric hp	1
<ul style="list-style-type: none"> for three-phase AC motor at 220/230 V Rated value 	metric hp	1.5
<ul style="list-style-type: none"> for three-phase AC motor at 460/480 V Rated value 	metric hp	3
<ul style="list-style-type: none"> for three-phase AC motor at 575/600 V Rated value 	metric hp	5

Short-circuit:

Product function Short circuit protection		Yes
Design of the short-circuit trip		magnetic
Design of the fuse link for IT network for short-circuit protection of the main circuit		
<ul style="list-style-type: none"> at 400 V 		gL/gG 50 A
<ul style="list-style-type: none"> at 500 V 		gL/gG 40 A
<ul style="list-style-type: none"> at 690 V 		gL/gG 35 A

Installation/ mounting/ dimensions:

mounting position		any
Mounting type		screw and snap-on mounting onto 35 mm standard mounting rail according to DIN EN 60715
Height	mm	106
Width	mm	45
Depth	mm	96
Required spacing		
<ul style="list-style-type: none"> with side-by-side mounting <ul style="list-style-type: none"> — forwards — Backwards — upwards — downwards — at the side 	mm	0
	mm	0
	mm	50
	mm	50
	mm	0

• for grounded parts		
— forwards	mm	0
— Backwards	mm	0
— upwards	mm	50
— at the side	mm	30
— downwards	mm	50
• for live parts		
— forwards	mm	0
— Backwards	mm	0
— upwards	mm	50
— downwards	mm	50
— at the side	mm	30

Connections/ Terminals:

Type of electrical connection		
• for main current circuit		spring-loaded terminals
Arrangement of electrical connectors for main current circuit		Top and bottom
Product function		
• removable terminal for auxiliary and control circuit		No
Type of connectable conductor cross-section		
• for main contacts		
— single or multi-stranded		2x (0,5 ... 4 mm ²)
— finely stranded with core end processing		2x (0.5 ... 2.5 mm ²)
— finely stranded without core end processing		2x (0.5 ... 2.5 mm ²)
• for AWG conductors for main contacts		2x (20 ... 12)
Design of screwdriver shaft		Diameter 5 to 6 mm

Safety related data:

B10 value with high demand rate acc. to SN 31920		50 000
Proportion of dangerous failures		
• with low demand rate acc. to SN 31920	%	40
• with high demand rate acc. to SN 31920	%	40
Failure rate [FIT] with low demand rate acc. to SN 31920	FIT	50
T1 value for proof test interval or service life acc. to IEC 61508	y	10
Protection against electrical shock		finger-safe

Mechanical data:

Size of the circuit-breaker		S00
------------------------------------	--	-----

Ambient conditions:

Installation altitude at height above sea level maximum	m	2 000
Ambient temperature		
• during operation	°C	-20 ... +60
• during storage	°C	-50 ... +80
• during transport	°C	-50 ... +80
Relative humidity during operation	%	10 ... 95

Display:

Display version

- for switching status

Handle

Certificates/ approvals:

General Product Approval	Declaration of Conformity	Test Certificates
--------------------------	---------------------------	-------------------



[KTL](#)



[Special Test Certificate](#)

Test Certificates	Shipping Approval
-------------------	-------------------

[Declaration of the Compliance with the order](#)

[Type Test Certificates/Test Report](#)



Shipping Approval	other
-------------------	-------



[Environmental Confirmations](#)

[Confirmation](#)

other



[other](#)

Further information

Information- and Downloadcenter (Catalogs, Brochures,...)

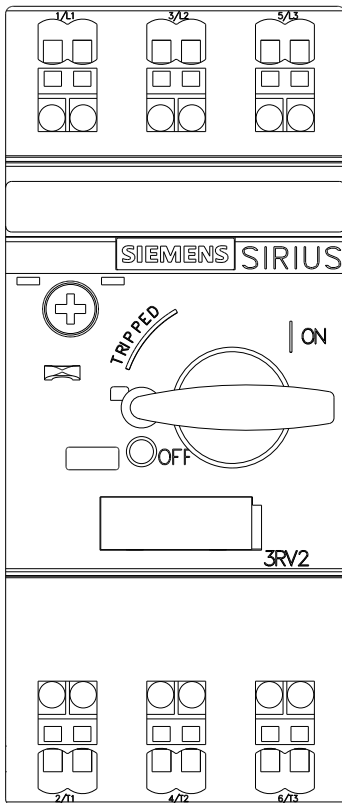
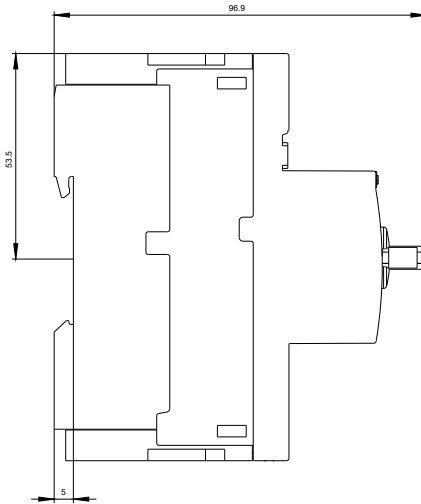
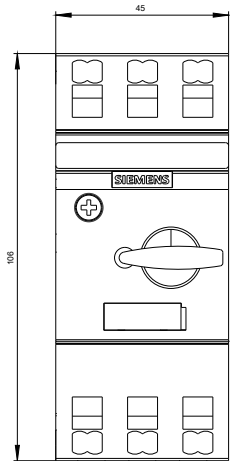
<http://www.siemens.com/industrial-controls/catalogs>

Industry Mall (Online ordering system)

<http://www.siemens.com/industrymall>

Cax online generator

<http://support.automation.siemens.com/WW/CAXorder/default.aspx?lang=en&mlfb=3RV24111GA20>





last modified:

11.03.2015