

RefLED Superia Retro ES50

RefLED Superia Retro ES50 V3 450LM 830 36 SL

0029114



Product features

- Premium performance professional LED GU10 range with the same look and feel of traditional halogen GU10 lamp
- Recreates backlight effect similar to halogen dichroic lamps
- Full glass design - means no colours clashing between lamp and fixture
- Very long lifetime of up to 25,000 hours
- COOLFIT functionality - ensures overheat and over temperature protection
- High switching cycles: >100,000
- High colour rendering: CRI80
- Non dimmable
- Warranty: 5 Years



PRODUCT OVERVIEW

Product name	RefLED Superia Retro ES50 V3 450LM 830 36 SL
Technology	LED
Watt (Rated) (W)	5
Type	LED exchangeable
Cap/Base	GU10
Fixture rating	Open
General application	Office, Hospitality, Retail, Education, Residential & Consumer, Museums & Galleries
ETIM Class	EC001959
E-number FI	4741043
Warranty	5 years
Colour temperature (K)	3000
Light colour	Warm White
CRI (Ra)	80
Colour Variation Initial (SDCM)	SDCM6
Colour Consistency (SDCM)	6
Beam Angle (°)	36
Photobiological Risk Group	RG1
Wattage (W)	5
Product Voltage (V)	230
Dimmable	No
Average life (Nominal) (h)	25000
Product EAN number	5410288291147

DATA TABLE

General data

Product name	RefLED Superia Retro ES50 V3 450LM 830 36 SL
Technology	LED
Watt (Rated) (W)	5
Type	LED exchangeable
Cap/Base	GU10

RefLED Superia Retro ES50

RefLED Superia Retro ES50 V3 450LM 830 36 SL

0029114

Fixture rating	Open
General application	Office, Hospitality, Retail, Education, Residential & Consumer, Museums & Galleries
Operating temperature range (°C)	-20°C...+50°C
Performance ambient temperature Tq (°C)	25
ETIM Class	EC001959
E-number FI	4741043
Warranty	5 years

Optical data

Colour temperature (K)	3000
Light colour	Warm White
CRI (Ra)	80
Colour Variation Initial (SDCM)	SDCM6
Colour Consistency (SDCM)	6
Luminous Intensity (cd)	800
Beam Angle (°)	36
Photobiological Risk Group	RG1
Lumen maintenance at end of nominal life (%)	70

Electrical data

Wattage (W)	5
Equivalent watt (W)	60
Product Voltage (V)	230
Control gear required	No
No. Of switching cycles before premature failures	>100000
Transformer required	No
Dimmable	No
Inrush Current (A)	4.28
Inrush Duration (µs)	288
Lamp Energy Label (class)	F
Nominal Frequency (Hz)	50/60Hz
Max. Luminaires per 16A C Breaker	168
Max. Luminaires per 16A B Breaker	101

Lifetime data

Lifespan L70 B50	25000
Average life (Nominal) (h)	25000
Average life (Rated) (h)	25000

Physical data

Nominal Product Height (mm)	54
Nominal Product Diameter (mm)	50
Weight (kg)	0.05

Packaging

Single packaging type	Carton
-----------------------	--------

RefLED Superia Retro ES50

RefLED Superia Retro ES50 V3 450LM 830 36 SL

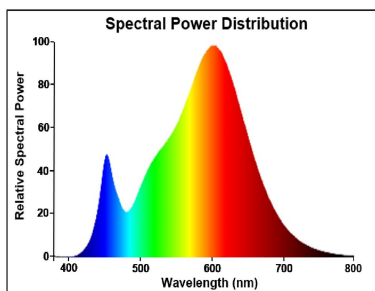
0029114

Product EAN number	5410288291147
Packaging single length / height (cm)	8.2
Packaging single width (cm)	6.1
Packaging single depth (cm)	5.1
DUN14 (inner)	25410288291141
Units per inner package	6
Packaging inner length / height (cm)	9.2
Packaging inner width (cm)	16.4
Packaging inner depth (cm)	13.1
DUN14 (outer)	15410288291144
Units per outer package	60
Packaging outer length / height (cm)	20.8
Packaging outer width (cm)	17.8
Packaging outer depth (cm)	68.5

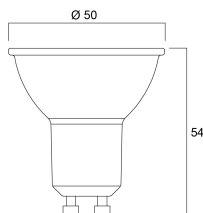
Safety data

Optimal operating condition (°C)	-20-50
Breakage cleaning instructions	Not applicable
Special purpose lamp	No
Dry applications use only	Yes
Suitable for household illumination	Yes
Safety message	None

PHOTOMETRY



TECHNICAL DRAWINGS



SYLVANIA

RefLED Superia Retro ES50

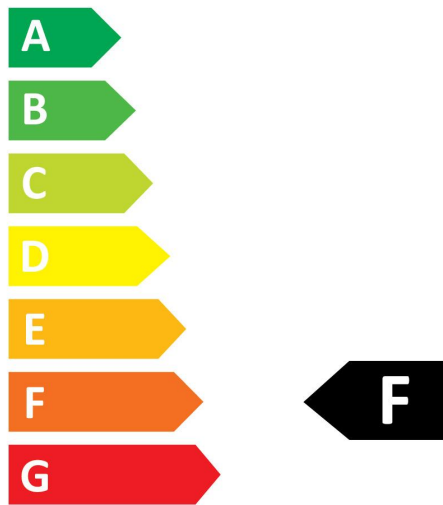
RefLED Superia Retro ES50 V3 450LM 830 36 SL

0029114



SYLVANIA

0029114



5
kWh/1000h



2019/2015

RefLED Superia Retro ES50

RefLED Superia Retro ES50 V3 450LM 830 36 SL
0029114



0029114



5
kWh/1000h



2019/2015