

## ToLEDo G120

ToLEDo G120 2450LM 840 E27 SL

0026903



### Product features

- Compact and elegant design
- Suitable replacement for halogen, incandescent and compact fluorescent lamps
- Instant light at the flick of a switch
- Uniform light distribution
- Good colour rendering (CRI 80)
- Perfect for hotels, restaurants, lobbies, corridors, stairwells, reception areas
- Lower maintenance costs
- 15,000 hours average rated life



## PRODUCT OVERVIEW

Product name	ToLEDo G120 2450LM 840 E27 SL
Technology	LED
Watt (Rated) (W)	20
Lamp shape	Round/globe
Type	LED exchangeable
Cap/Base	E27
Lamp finish	Opal
Fixture rating	Open
General application	Office, Hospitality, Retail, Logistics & Industry, Education, Residential & Consumer, Museums & Galleries
ETIM Class	EC001959
E-number FI	4740656
Warranty	3 years
Luminous flux (lm)	2450
Colour temperature (K)	4000
Light colour	Cool White
Colour Code	840
CRI (Ra)	80
Colour Variation Initial (SDCM)	SDCM6
Colour Consistency (SDCM)	6
Photobiological Risk Group	RG0
Wattage (W)	20
Product Voltage (V)	230
Dimmable	No
Average life (Nominal) (h)	15000
IP rating	IP20
Product EAN number	5410288269030

## ToLEDo G120

ToLEDo G120 2450LM 840 E27 SL

0026903

### DATA TABLE

#### General data

Product name	ToLEDo G120 2450LM 840 E27 SL
Technology	LED
Watt (Rated) (W)	20
Lamp shape	Round/globe
Type	LED exchangeable
Cap/Base	E27
Lamp finish	Opal
Fixture rating	Open
General application	Office, Hospitality, Retail, Logistics & Industry, Education, Residential & Consumer, Museums & Galleries
Operating temperature range (°C)	-20°C...+40°C
Performance ambient temperature Tq (°C)	25
ETIM Class	EC001959
E-number FI	4740656
Warranty	3 years

#### Optical data

Luminous flux (lm)	2450
Luminous flux (Rated) (lm)	2450
Colour temperature (K)	4000
Light colour	Cool White
Colour Code	840
CRI (Ra)	80
Colour Variation Initial (SDCM)	SDCM6
Colour Consistency (SDCM)	6
Photobiological Risk Group	RG0
Lumen maintenance at end of nominal life (%)	70

#### Electrical data

Wattage (W)	20
Equivalent watt (W)	150
Starting time (max) (s)	<0.5
Warm-up time to 60% of full light (max) (s)	<1
Product Voltage (V)	230
Lamp power factor	0.5
Control gear required	No
No. Of switching cycles before premature failures	>100000
Transformer required	No
Dimmable	No
Inrush Current (A)	9
Inrush Duration (µs)	600
Lamp Energy Label (class)	E
Nominal Frequency (Hz)	50/60Hz

## ToLEDo G120

ToLEDo G120 2450LM 840 E27 SL  
0026903

Max. Luminaires per 16A C Breaker	18
Max. Luminaires per 16A B Breaker	9

### Lifetime data

Lifespan L70 B50	15000
Average life (Nominal) (h)	15000
Average life (Rated) (h)	15000

### Physical data

IP rating	IP20
Nominal Product Length (mm)	172
Nominal Product Diameter (mm)	120
Weight (kg)	0.275

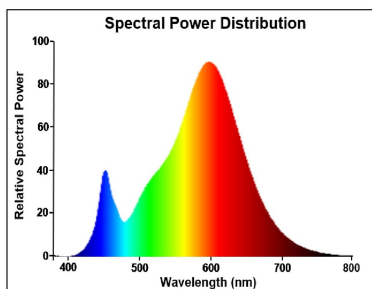
### Packaging

Single packaging type	Carton
Product EAN number	5410288269030
Packaging single length / height (cm)	12.5
Packaging single width (cm)	12.5
Packaging single depth (cm)	19.0
DUN14 (outer)	15410288269037
Units per outer package	6
Packaging outer length / height (cm)	65.0
Packaging outer width (cm)	26.5
Packaging outer depth (cm)	21.0

### Safety data

Optimal operating condition (°C)	-20-40
Breakage cleaning instructions	Not applicable
Special purpose lamp	No
Dry applications use only	Yes
Suitable for household illumination	Yes
Safety message	Not Suitable for totally enclosed fixtures

## PHOTOMETRY

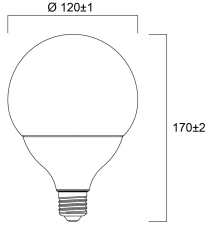


## ToLEDo G120

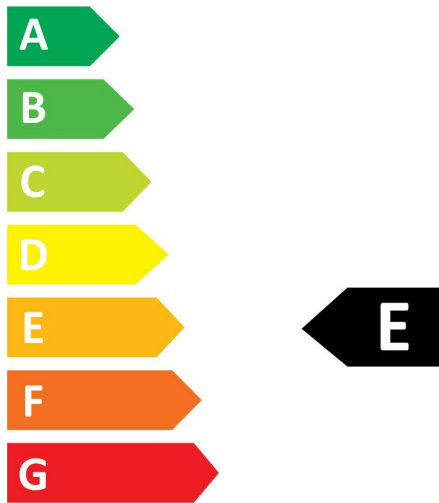
ToLEDo G120 2450LM 840 E27 SL

0026903

### TECHNICAL DRAWINGS



0026903



**20**  
kWh/1000h



2019/2015

# SYLVANIA

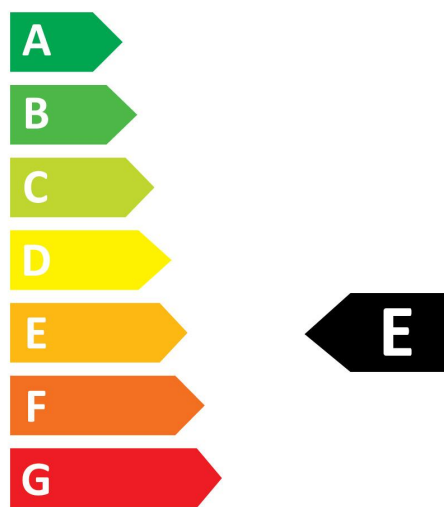
## ToLEDo G120

ToLEDo G120 2450LM 840 E27 SL

0026903



0026903



**20**  
kWh/1000h



2019/2015