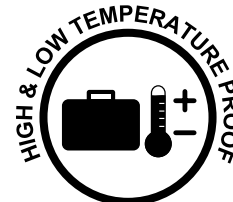




- Stronger telescopic handle with rubber grip.



Modular tool chest with various adjustable drawers configurations. Injection molded body made of copolymer PP material, able to withstand shocks, rough usage and harsh weather conditions. A number of optional accessories such as lid tool pallets, pivoting wheels set, and extra drawers are available.

General features:

- Telescopic handle and four robust and silent self-oiling wheels
- Unique "stop-in-open-position" drawers system
- Removable tray in the upper compartment
- 2 Sides handles and central lock with key
- I.D. removable label and label for content identification
- Various padlockable points
- 2 jam free top lid latches and 2 front main door latches
- Removable upper top lid and removable front main door
- Ability to stack



A11 - drawers ready

- upper removable tray
- 2 H30 mm. comp. boxes mod. WL01 (6 comp. each)
- 2 H30 mm. comp. boxes mod. WL02 (13 comp. each)
- 1 H30 mm. comp. box mod. WL04 (10 comp. each)



- silent self-oiling wheels




AIDRAW: shock proof polypropylene drawers available in 3 different heights. Specifically designed to contain components and accessories, can be easily inserted into the toolchest. Available in 3 different configurations: completely empty (.E), with a bicolor pre-cubed foam (.F) or with bin boxes for small components and accessories (.B1).



AIDRAW3.E



AIDRAW6.F



AIDRAW9.B1



AI1.KT02 - with empty drawers

- upper removable tray
- a 30 mm. high drawer empty
- two 60 mm. high drawers empty
- a 95 mm. high drawer provided with:
 - 2 height 30 mm. component boxes mod. WL01 (6 comp. each)
 - 2 height 30 mm. component boxes mod. WL02 (13 comp. each)
 - 1 height 30 mm. component box mod. WL04 (10 comp. each)



WL COMPONENT BOXES
ARE INCLUDED ALSO IN
AI1.KT01 MODEL
(see below).




AI1.KT01 - with filled drawers

- upper removable tray
- a 30 mm. high drawer provided with inner precubed foam with double color feature
- a 60 mm. high drawer provided with 23 adjustable spaces for components (4 pcs. of 3x5 bin boxes with dividers + 3 pcs. of 2x1)
- a 60 mm. high drawer provided with inner precubed foam 30 mm. high with double color feature
- a 95 mm. high drawer provided with:
 - 2 height 30 mm. component boxes mod. WL01 (6 comp. each)
 - 2 height 30 mm. component boxes mod. WL02 (13 comp. each)
 - 1 height 30 mm. component box mod. WL04 (10 comp. each)




60 mm. high drawer
with 23 adjustable
spaces for
components


AIDRAW - 10 POSSIBLE CONFIGURATIONS




8 x H30 mm




6 x H30 + 1 x H60 mm




4 x H30 + 2 x H60 mm




2 x H30 + 3 x H60 mm



4 x H60 mm




5 x H30 + 1 x H95 mm




2 x H30 + 2 x H95 mm



1 x H60 + 2 x H95 mm



1x H30+2x H60+1x H95mm



3x H30+1x H60+1x H95mm

AIDRAW				
DESCR.	ART.	INT. CONFIG.	INT. DIM. (mm)	Q.TY
DRAWER	AIDRAW3.E	EMPTY	467x255xH30	1 pc
DRAWER	AIDRAW3.F	WITH FOAM	467x255xH30	1 pc
DRAWER	AIDRAW6.E	EMPTY	467x255xH60	1 pc
DRAWER	AIDRAW6.F	WITH FOAM	467x255xH60	1 pc
DRAWER	AIDRAW6.B1	BIN BOXES	467x255xH60	1 pc
DRAWER	AIDRAW9.E	EMPTY	467x255xH95	1 pc
DRAWER	AIDRAW9.F	WITH FOAM	467x255xH95	1 pc
DRAWER	AIDRAW9.B1	BIN BOXES	467x255xH95	1 pc