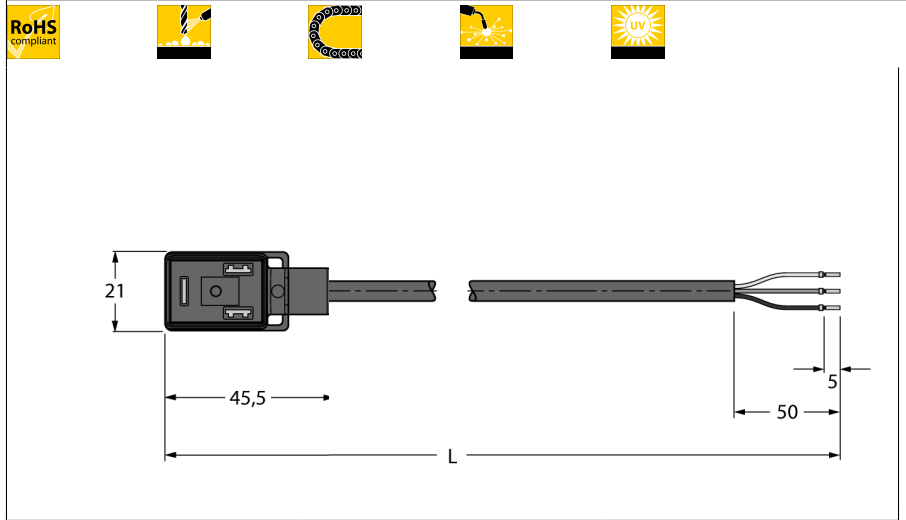


**Valve connector BI type  
Connection Cable  
VIS02-S80E-10/TXL**

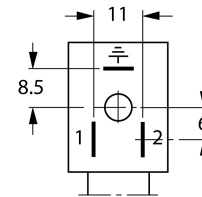


- 2-pin + PE
- Design according to the DIN EN 175301-803
- RoHS conform
- Protection class: IP67 and IP69K
- Protective component: Transil diode
- Sheath material: PUR
- Sheath color: black
- Qualified for drag chain use
- Resistant to weld splatter
- Resistant to chemicals and oils
- UV and ozone resistance
- Flame retardant
- Free from halogen, silicone, PVC and LABS
- Cable length: 10 m

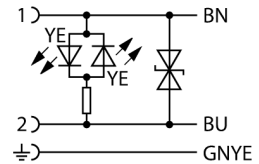
<b>Type designation</b>	VIS02-S80E-10/TXL
Ident no.	6606522

<b>Connector A side</b>	Valve connector, Design BI
Number of pins	2+PE
Contacts	Metal, CuSn, Silver-plated
Contact carriers	Plastic, PA, Black
Grip	Plastic, TPU, Black/Translucent
Protective component	Transil diode
Seal	Plastic, TPU
Protection class	IP67, IP69K, (mounted)
Display switch state	LED yellow/yellow
Mechanical lifespan	> 100 Mating cycles
Pollution degree	3

**Pin Assignment**



**Circuit Diagram**



<b>General data</b>	
Cable diameter	5.7 ± 0.20mm
Cable length	10 m
Cable quality	PUR
Cable color	Black
Core insulation	PP
Core colors	BN, BU, GNYE
Core cross-section	3x0.75mm <sup>2</sup>
Arrangement of strands	42x0.15 mm

<b>Electrical features at +20 °C</b>	
Current	4 A
Rated voltage	24 V
Insulation resistance	> 1 MΩ/km
Test voltage	2000 V
Forward resistance	max. 26 Ω/km

<b>Mechanical and chemical properties</b>	
Max. tensile strength (static)	≤ 50 N/mm <sup>2</sup>
Max. tensile strength (dynamic)	≤ 20 N/mm <sup>2</sup>
Bending cycles	> 5 mil.
Bending radius (stationary laying)	> 5 x Ø
Bending radius (flexible use)	> 10 x Ø
Admissible acceleration	max. 5 m/s <sup>2</sup>
Admissible travel path, horizontal	5 m (at 5 m/s <sup>2</sup> )
Admissible travel path, vertical	2 m (at 5 m/s <sup>2</sup> )
Admissible traversing speed	3.3 m/s
Torsional stress	± 180 °/m
Ambient temperature	
Stationary	-50...+80°C
In motion	-30...+90°C
Drag chain operation	-25...+60°C