

5413969-2 ✓ ACTIVE

TE Internal #: 5413969-2

RF Connectors, BNC RF Interface, Jack, RF Connector Mated Outer

Diameter (Approximate) .572 in [14.53 mm], 50 Ω, Bayonet, 4GHz

Operating Frequency

[View on TE.com >](#)



Connectors > RF Coax Connectors > RF Connectors > BNC Vertical Male (Jack) RF Connector, 50 Ohm, Bayonet Coupling Mechanism



RF Interface: **BNC**

RF Connector Style: **Jack**

RF Connector Mated Outer Diameter (Approximate): **14.53 mm [ .572 in ]**

Impedance: **50 Ω**

RF Connector Coupling Mechanism: **Bayonet**

[All BNC Vertical Male \(Jack\) RF Connector, 50 Ohm, Bayonet Coupling Mechanism \(32\)](#)

## Features

### Product Type Features

RF Interface	BNC
RF Connector Style	Jack
Connector System	Cable-to-Board
Sealable	No
Connector & Contact Terminates To	Printed Circuit Board

### Configuration Features

Number of Positions	1
PCB Mount Orientation	Vertical
Number of Coaxial Contacts	1

### Electrical Characteristics

Impedance	50 Ω
-----------	------

### Body Features

Body Insulation	Without
-----------------	---------

Body Material	Zinc
---------------	------

Body Plating Material	Tin
-----------------------	-----

### Contact Features

RF Connector Center Contact Underplating Material	Nickel
---	--------

1080 $\mu$ m
--------------

RF Connector Center Contact Plating Material	Gold
--	------

RF Connector Center Contact Material	Beryllium Copper
--------------------------------------	------------------

### Termination Features

Termination Method to Printed Circuit Board	Through Hole - Solder
---	-----------------------

Termination Post & Tail Length	3.3 mm[.13 in]
--------------------------------	----------------

### Mechanical Attachment

PCB Mount Retention	Without
---------------------	---------

RF Connector Coupling Mechanism	Bayonet
---------------------------------	---------

Connector Mounting Type	Board Mount
-------------------------	-------------

RF Contact Captivation Method	Mechanical
-------------------------------	------------

Detent	With
--------	------

### Dimensions

RF Connector Mated Outer Diameter (Approximate)	14.53 mm[.572 in]
---	-------------------

Height Above PC Board	20.57 mm[.81 in]
-----------------------	------------------

### Usage Conditions

Operating Temperature Range	-55 – 85 °C[-67 – 185 °F]
-----------------------------	---------------------------

### Operation/Application

Operating Frequency	4 GHz
---------------------	-------

### Packaging Features

Packaging Method	Carton
------------------	--------

### Other

Grade	Commercial
-------	------------

Dielectric Material	PTFE
---------------------	------

### Product Compliance

[For compliance documentation, visit the product page on TE.com>](#)



EU RoHS Directive 2011/65/EU	Compliant with Exemptions
EU ELV Directive 2000/53/EC	Compliant with Exemptions
China RoHS 2 Directive MIIT Order No 32, 2016	Restricted Materials Above Threshold
EU REACH Regulation (EC) No. 1907/2006	Current ECHA Candidate List: JAN 2021 (211) Candidate List Declared Against: JAN 2021 (211) SVHC > Threshold: Pb (.6% in Component Part) <b>Article Safe Usage Statements:</b> Do not eat, drink or smoke when using this product. Wash thoroughly after handling. Recycle if possible and dispose of the article by following all applicable governmental regulations relevant to your geographic location.
Halogen Content	Low Bromine/Chlorine - Br and Cl < 900 ppm per homogenous material. Also BFR /CFR/PVC Free
Solder Process Capability	Wave solder capable to 265°C

Product Compliance Disclaimer

This information is provided based on reasonable inquiry of our suppliers and represents our current actual knowledge based on the information they provided. This information is subject to change. The part numbers that TE has identified as EU RoHS compliant have a maximum concentration of 0.1% by weight in homogenous materials for lead, hexavalent chromium, mercury, PBB, PBDE, DBP, BBP, DEHP, DIBP, and 0.01% for cadmium, or qualify for an exemption to these limits as defined in the Annexes of Directive 2011/65/EU (RoHS2). Finished electrical and electronic equipment products will be CE marked as required by Directive 2011/65/EU. Components may not be CE marked. Additionally, the part numbers that TE has identified as EU ELV compliant have a maximum concentration of 0.1% by weight in homogenous materials for lead, hexavalent chromium, and mercury, and 0.01% for cadmium, or qualify for an exemption to these limits as defined in the Annexes of Directive 2000/53/EC (ELV). Regarding the REACH Regulation, the information TE provides on SVHC in articles for this part number is based on the latest European Chemicals Agency (ECHA) 'Guidance on requirements for substances in articles' posted at this URL: <https://echa.europa.eu/guidance-documents/guidance-on-reach>

## Compatible Parts



TE Part # CAT-076-BNCJKISG50  
BNC RF Connector: Male (Jack) Assembly, Isolated Ground Protection, 50 Ohm



















TE Part # CAT-076-BNCJKSH50  
BNC RF Connector: Male (Jack) assembly - short, 50 Ohm, 4Ghz



TE Part # 2-5221128-1  
PLUG,COMMERCIAL BNC



TE Part # 5-1634516-1  
BNC RM BHJ Hex 50Ohm Nickel Pltd RG58C/U

 <p>TE Part # 5-1634500-2 BNC Str Plg Hex 50Ohm Nickel Pltd RG58C/</p>	 <p>TE Part # 5413959-1 PLUG RTANG BNC HEX 50 OHM</p>	 <p>TE Part # 5413959-3 BNC HEX RT ANG PLUG 50 OHM</p>	 <p>TE Part # 5413771-3 JACK BLKHD,COML BNC,HEX CRIMP</p>
 <p>TE Part # 5227079-5 COMM BNC PLUG</p>	 <p>TE Part # 1-5221128-0 PLUG,COMMERCIAL BNC</p>	 <p>TE Part # 5228980-5 JACK,BULKHEAD,COM'L,BNC</p>	 <p>TE Part # 8-5227079-2 COMM BNC PLUG</p>
 <p>TE Part # 5413779-3 COML BNC,50 OHM, HEX CRIMP</p>	 <p>TE Part # 5227079-7 COMM. BNC-PLUG</p>	 <p>TE Part # 1-5227079-9 COMM BNC PLUG</p>	 <p>TE Part # 1-221128-0 PLUG,COMMERCIAL BNC</p>
 <p>TE Part # 1-5221128-1 PLUG,COMMERCIAL BNC</p>	 <p>TE Part # 1-5227079-1 COMM BNC PLUG</p>	 <p>TE Part # 2-5221128-3 PLUG,COMMERCIAL BNC</p>	 <p>TE Part # 2-5221128-7 PLUG,COMMERCIAL BNC</p>

### Customers Also Bought

 <p>TE Part #1-5747871-4 D-Sub Plug Assembly: Standard, Vertical, Shell Size 1, 2.74mm</p>	 <p>TE Part #1676143-2 RN 0805 100R 0.1% 10PPM 1KRL</p>	 <p>TE Part #1625854-4 1206 PROBE PAD</p>	 <p>TE Part #1676153-3 RN 0805 10K 0.1% 10PPM 5KRL</p>
---	--	--	---



TE Part #146861-1  
B/A REELED DRST HDR ASSY 15 AU



TE Part #1393219-4  
PE014006



TE Part #1-5745967-4  
D-Sub Receptacle Assembly: Vertical,  
Shell Size 3, 2.77mm



TE Part #DRC13-40PB  
DEUTSCH DRC HEADERS



TE Part #1676354-2  
RN 0805 4K02 0.1% 10PPM 1KRL



TE Part #1483352-1  
MICRO-MATCH LEAD 08P 100MM

## Documents

### Product Drawings

[JACK,PCB,VERT,COMMERCIAL BNC](#)

English

### CAD Files

[3D PDF](#)

3D

Customer View Model

[ENG\\_CVM\\_CVM\\_5413969-2\\_A.2d\\_dxf.zip](#)

English

Customer View Model

[ENG\\_CVM\\_CVM\\_5413969-2\\_A.3d\\_igs.zip](#)

English

Customer View Model

[ENG\\_CVM\\_CVM\\_5413969-2\\_A.3d\\_stp.zip](#)

English

By downloading the CAD file I accept and agree to the [Terms and Conditions](#) of use.

### Datasheets & Catalog Pages

[BNC Connectors](#)

English

### Product Specifications

[Product Specification](#)

English

[Product Specification](#)

English



### Product Environmental Compliance

[MD\\_5413969-2\\_04222014154\\_dmtec](#)

English

[MD\\_5413969-2\\_04222014154\\_dmtec](#)

English

---

### Instruction Sheets

[Instruction Sheet \(U.S.\)](#)

English