

# Type: DBA-EA23/A

## DC current/voltage



case 96 x 24 mm

### programming mode

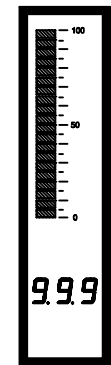
CN = code no.

CN	display	description
0		min. display value
1		min. input signal (to be applied) take over with T3
2		max. display value
3		max. input signal (to be applied) take over with T3
4	1...500	average value of 1..500 measurements
5	2/5/10	half correction of last digit by steps of 2, 5 or 10
6	-- 0	0 = scale direction from below upward reciprocal display value for 1 = 3-digit display and scale 2 = only 3-digit display 3 = only scale
	-- 4	0 = scale(direction) from below upward reciprocal display value for 5 = 3-digit display and scale 6 = only 3-digit display 7 = only scale
	-- 8	8 = scale direction from above downward reciprocal display value for 9 = 3-digit display and scale A = only 3-digit display b = only scale
	-- C	8 = scale(direction) from above downward reciprocal display value for d = 3-digit display and scale E = only 3-digit display F = only scale
	-- 1	linebreak indication with value falling 25% below measured value (4-20mA) 0 = no      1 = yes

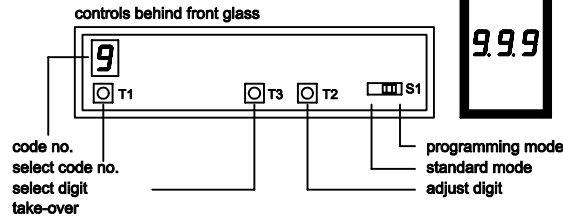
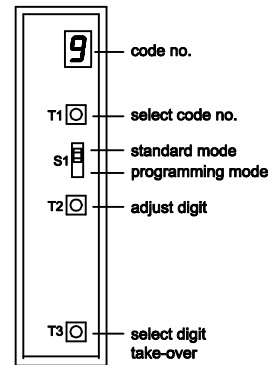
DBA-EA23/AxxxQ



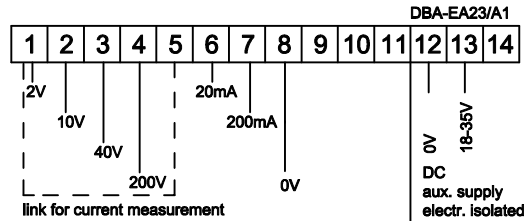
-EA23/AxxxH



controls behind front glass



### rear connector with screw-type terminals



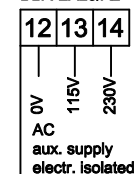
### display-messages

EEP	EEProm under programming
---	overflow (flashing of display segments in the middle)
- -	line-break indication

### input resistance

terminal	Ri
1	100 kOhm
2	560 kOhm
3	2,2 MOhm
4	10 MOhm
6	100 Ohm
7	10 Ohm

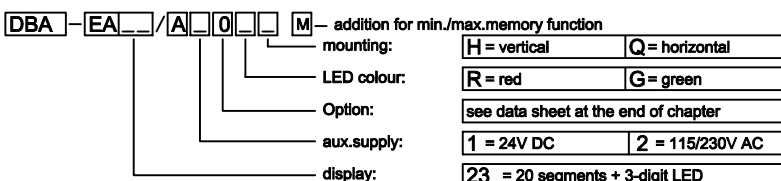
DBA-EA23/A2



### technical data

aux. supply:	DBA-EA23/A1xxx: 18-35V DC	DBA-EA23/A2xxx: 115/230V AC
power consumption:	max. 2,5 VA	
measuring range (V):	2V / 10V / 40V / 200V	
measuring range (mA):	20mA / 200mA	
display max.:	programmable	
display zero:	programmable	
conversion rate:	approx. 1 per second	
principle of measurement:	dual-slope-integration	
error of measurement:	+/- 0,01% of measured value, +/- 1 digit/segment	
overflow:	flashing of display segments in the middle and each 2nd bargraph segment	
average value:	adjustable from 1 to 500 measurements	

display height:	7 mm	3 digits
resolution:	-99...999	
scale length:	50 mm	20 segments
scale resolution:	1 segment	
end value of scale is according to adjusted max. display value		
panel cutout:	92(+0,6) x 22,2(+0,6) mm	
mounting depth:	115 mm	
bezel height:	7,5 mm	
option:	Min.-Max.-memory function	
	controls are accessible through the front glass	
	recall min.- and max.-value with key T2 and T3	



### GS Gebhardt & Schäfer Industrie-Elektronik GmbH

Moltkestraße 44a, D-42799 Leichlingen  
Postfach 15 52, D-42786 Leichlingen  
Tel. +49 (0) 21 75 / 89 91 30  
Fax +49 (0) 21 75 / 89 91 39  
Internet: <http://www.GS-GmbH.de>  
E-Mail: [info@GS-GmbH.de](mailto:info@GS-GmbH.de)

Deutsche Bank 24  
Konto-Nr. 851 085 100  
BLZ 375 700 24  
Kreissparkasse Köln  
Konto-Nr. 031 200 61 45  
BLZ 370 502 99

Foreign Payments:  
Deutsche Bank 24  
Account-No. 851 085 1  
Bank Code 375 700 24  
IBAN DE 81375700240008510851  
S.W.I.F.T. DEUTDEK 375

Geschäftsführer:  
Karlheinz Schäfer  
Guido Gebhardt  
USt.-Nr. DE 123713297  
Amtsgericht Köln  
HRB 48860