

171630-5 ✓ ACTIVE

AMP | Econoseal

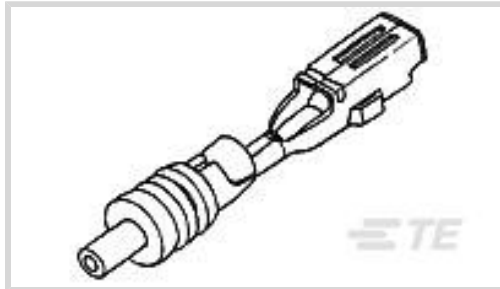
TE Internal #: 171630-5

Automotive Terminals, Receptacle, Mating Tab Width 1.8 mm [.071 in], Tab Thickness .64 mm [.025 in], 24 – 20 AWG Wire Size, Econoseal

[View on TE.com >](#)



Terminals & Splices > Automotive Terminals > Econoseal Receptacles and Tabs



Terminal Type: **Receptacle**

Mating Tab Width: **1.8 mm [.071 in]**

Mating Tab Thickness: **.64 mm [.025 in]**

Terminal Transmits: **0 – 24 A (Low Power)**

Wire Size: **24 – 20 AWG**

[All Econoseal Receptacles and Tabs \(40\)](#)

## Features

### Product Type Features

Receptacle Style	180°
Sealable	Yes
Primary Locking Feature	Clean Body

### Body Features

Terminal Seal Type	Single Wire Seal (SWS)
--------------------	------------------------

### Contact Features

Contact Size	1.8mm
Contact Fabrication	Stamped & Formed
Wire Contact Termination Area Plating Material	Gold
Typical Current Rating	6 A
Crimp Type	F-Crimp
Terminal Type	Receptacle
Mating Tab Width	1.8 mm[.071 in]
Mating Tab Thickness	.64 mm[.025 in]
Interface Plating	Gold (Au)

### Termination Features

Termination Method to Wire & Cable	Crimp
------------------------------------	-------



Product Terminates To	Wire
-----------------------	------

### Dimensions

Compatible Insulation Diameter Range	1.5 – 2.2 mm [.055 – .094 in]
Wire Size	.2 – .5 mm <sup>2</sup>
Wire Size Search	20 AWG, 21 AWG, 22 AWG, 23 AWG, 24 AWG

### Usage Conditions

Insulation Option	Uninsulated
Operating Temperature (Max)	80 °C, 85 °C, 90 °C, 100 °C, 105 °C [176 °F] [185 °F][194 °F][212 °F][221 °F]
Operating Temperature Range	-30 – 105 °C [-22 – 221 °F]

### Operation/Application

Compatible With Wire Base Material	Copper
------------------------------------	--------

### Packaging Features

Packaging Quantity	6000
Packaging Method	Reel

### Other

Terminal Transmits	0 – 24 A (Low Power)
--------------------	----------------------

## Product Compliance

[For compliance documentation, visit the product page on TE.com>](#)

EU RoHS Directive 2011/65/EU	Compliant
EU ELV Directive 2000/53/EC	Compliant
China RoHS 2 Directive MIIT Order No 32, 2016	No Restricted Materials Above Threshold
EU REACH Regulation (EC) No. 1907/2006	Current ECHA Candidate List: JUNE 2023 (235) Candidate List Declared Against: JUNE 2023 (235) Does not contain REACH SVHC
Halogen Content	Low Halogen - Br, Cl, F, I < 900 ppm per homogenous material. Also BFR/CFR/PVC Free
Solder Process Capability	Not applicable for solder process capability

Product Compliance Disclaimer

This information is provided based on reasonable inquiry of our suppliers and represents our current actual knowledge based on the information they provided. This information is subject to change. The part numbers that TE has identified as EU RoHS compliant have a maximum concentration of 0.1% by weight in homogenous materials for lead, hexavalent chromium, mercury, PBB, PBDE, DBP, BBP, DEHP, DIBP, and 0.01% for cadmium, or qualify for an exemption to these limits as defined in the Annexes of Directive 2011/65/EU (RoHS2). Finished electrical and electronic equipment products will be CE marked as required by Directive 2011/65/EU. Components may not be CE marked. Additionally, the part numbers that TE has identified as EU ELV compliant have a maximum concentration of 0.1% by weight in homogenous materials for lead, hexavalent chromium, and mercury, and 0.01% for cadmium, or qualify for an exemption to these limits as defined in the Annexes of Directive 2000/53/EC (ELV). Regarding the REACH Regulation, the information TE provides on SVHC in articles for this part number is based on the latest European Chemicals Agency (ECHA) 'Guidance on requirements for substances in articles' posted at this URL: <https://echa.europa.eu/guidance-documents/guidance-on-reach>

## Compatible Parts



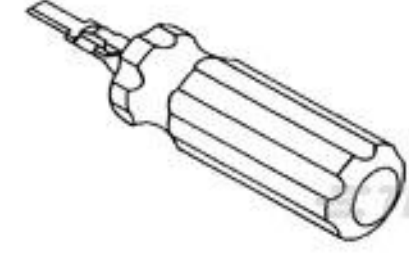
TE Part # CAT-EC7491-CH8172  
ECONOSEAL, CONNECTOR HOUSING



TE Part # CAT-EC7491-T273  
Econoseal Receptacles and Tabs



TE Part # 2066042-1  
12 POS.ECONOSEAL PLUG HSG ASSY JMARK II+



TE Part # 937313-1  
EXT-TOOL



TE Part # 2822365-2  
EJ-2 DBL LOCK PLUG 2P ASSY D GRAY



TE Part # 2822365-1  
EJ-2 DBL LOCK PLUG ASSY 2P (D) BLACK



TE Part # 1-172888-3  
COMPRUBBER PLUG SILICON



TE Part # 2822357-1  
070 CAVITY PLUG



TE Part # 2822352-1  
070 TYPE RUBBER PLUG



TE Part # 2151105-1  
OCEAN\_2.0\_Applicator-S-062F1340



TE Part # 2151105-2  
OCEAN\_2.0\_Applicator-S-062F1340



TE Part # 2305570-1  
Strip Terminal Cutter-Side Feed-No Crimp



TE Part # 2822352-2  
070 TYPE RUBBER PLUG



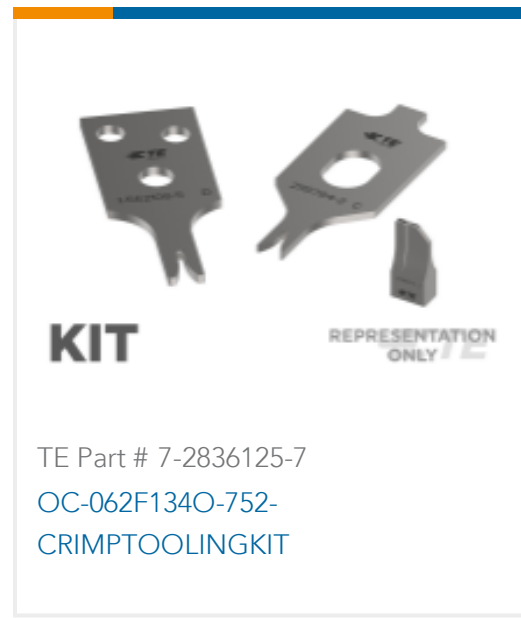
TE Part # 5-2151105-1  
OCEAN\_2.0\_Applicator-S-062F1340





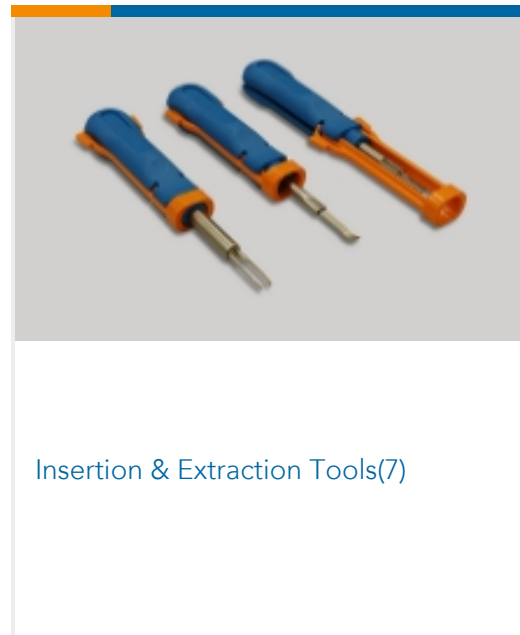

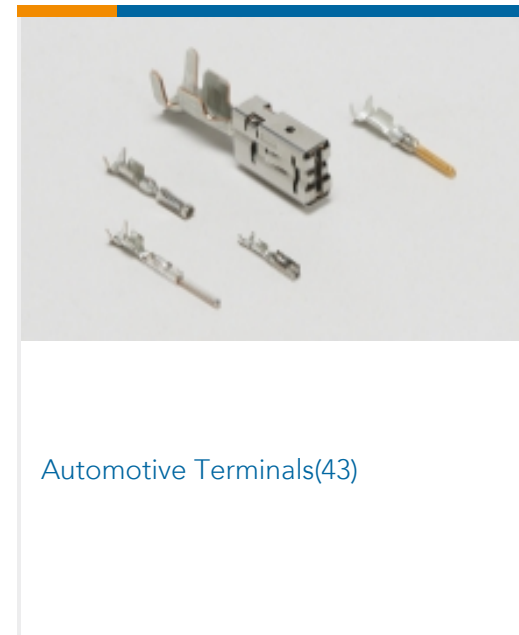
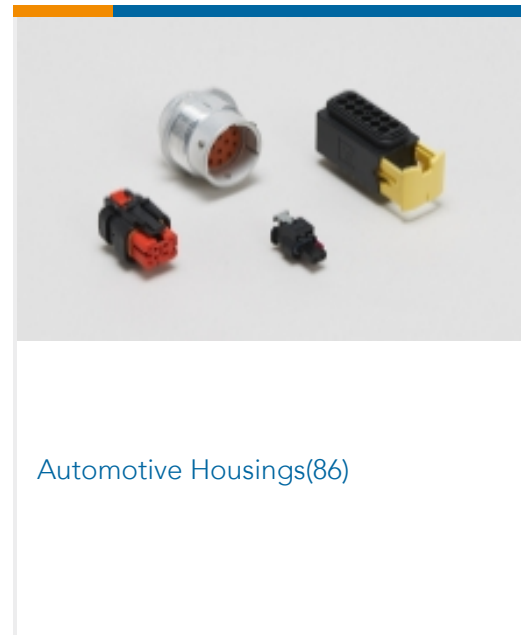
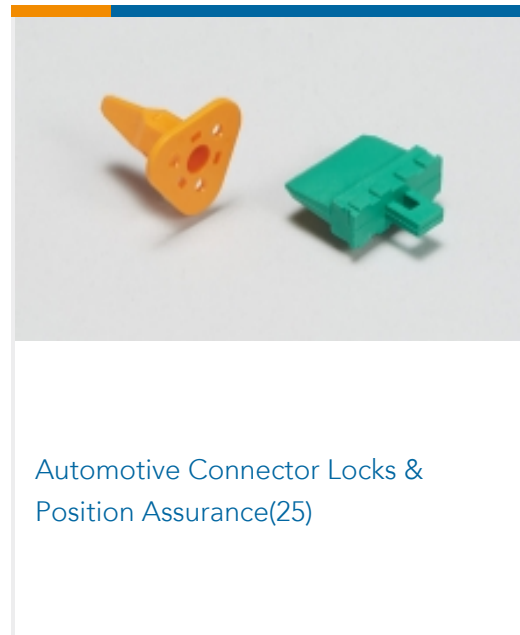

TE Part # 5-2151105-2  
OCEAN\_2.0\_Applicator-S-062F1340



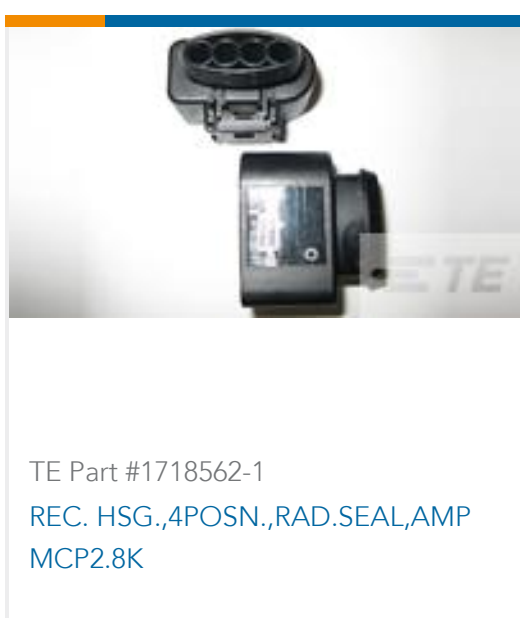
TE Part # 7-2151105-1  
OCEAN\_2.0\_Applicator-S-062F1340



## Also in the Series | Econoseal



## Customers Also Bought







## Documents

### Product Drawings

#### E-J MK-2 070 REC CONT

English

### CAD Files

#### Customer View Model

[ENG\\_CVM\\_171630-5\\_E2.3d\\_igs.zip](#)

English

#### Customer View Model

[ENG\\_CVM\\_171630-5\\_E2.3d\\_stp.zip](#)

English

#### Customer View Model

[ENG\\_CVM\\_171630-5\\_E2.2d\\_dxf.zip](#)

English

### 3D PDF

English

By downloading the CAD file I accept and agree to the [Terms and Conditions](#) of use.

### Datasheets & Catalog Pages

#### Econoseal Connector Series

English

### Product Specifications

#### Crimping of AMP-ECONOSEAL "J"-II, .070 and .250 Series Contact

English

#### Application Specification

English



[Econoseal J Series Connectors <Mark II\(+\)> .070 Series Contact](#)

Japanese

[Application Specification](#)

Japanese

---

[Instruction Sheets](#)

[ECONOSEAL J MARK II+ CONNECTOR \(EJ-MK II+\)](#)

English

[Customer Manual \(non U.S.\)](#)

English

[ECONOSEAL J MARK II+ CONNECTOR](#)

English

[Customer Manual \(non U.S.\)](#)

English