



Features

- Semi-shielded construction
- High inductance
- Inductance range: 10 to 470 μ H
- High rated current - up to 5.4 A
- RoHS compliant* and halogen free**

Applications

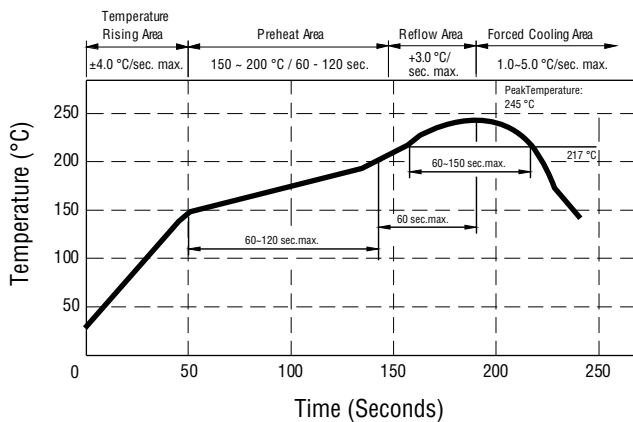
- DC/DC converters
- Notebook computers
- Digital video cameras
- Televisions, LCD displays

SRN1060 Series - Semi-shielded Power Inductors

Electrical Specifications @ 25 °C

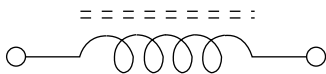
Bourns Part No.	Inductance @ 100 KHz / 1 V		Q (Ref.)	Test Freq. (MHz)	SRF (MHz) Typ.	DCR (Ω) Max.	I _{rms} (A)	I _{sat} (A)
	L (μ H)	Tol. %						
SRN1060-100M	10	20	25	7.96	14	0.029	5.40	5.20
SRN1060-180M	18	20	25	7.96	10	0.043	3.85	3.80
SRN1060-220M	22	20	20	7.96	8	0.053	3.40	3.40
SRN1060-330M	33	20	16	2.52	7	0.072	3.15	2.80
SRN1060-470M	47	20	16	2.52	6	0.11	2.50	2.30
SRN1060-101M	100	20	13	2.52	4	0.21	1.70	1.70
SRN1060-151M	150	20	13	2.52	3.5	0.30	1.25	1.35
SRN1060-221M	220	20	13	2.52	3	0.46	1.00	1.20
SRN1060-331M	330	20	13	2.52	2.5	0.62	0.90	0.90
SRN1060-471M	470	20	13	0.796	2	0.95	0.80	0.80

Soldering Profile

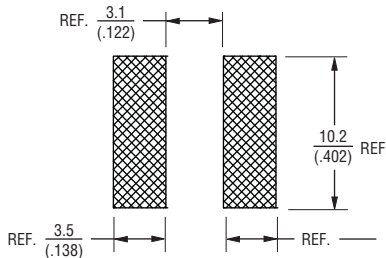


Peak Temperature: 245 ° ±5 °C max., 30 sec. max.
 Maximum Time Above 217 °C: 60-150 seconds

Electrical Schematic



Recommended Layout



General Specifications

Operating Temperature
 -40 °C to +125 °C
 (Temperature rise included)
 Storage Temperature .. -40 °C to +125 °C
 Resistance to Solder Heat
 +245 °C for 10 sec.
 Temperature Rise 40 °C at rated I_{rms}
 Rated Current
 Inductance drops 30 % at I_{sat}

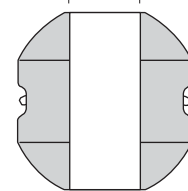
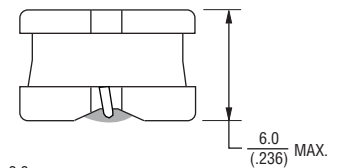
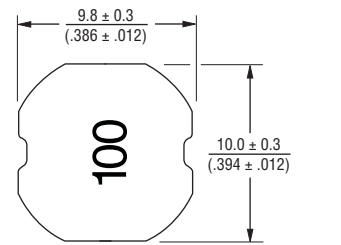
Materials

Core Ferrite
 Wire Enameled copper
 Terminal Finish Sn/Ag/Cu
 Coating Magnetic epoxy resin
 Packaging 600 pcs. per 13-inch reel

How to Order

Model _____
 Value Code (see table) _____

Product Dimensions



DIMENSIONS: $\frac{\text{MM}}{\text{(INCHES)}}$

*RoHS Directive 2002/95/EC Jan. 27, 2003 including annex and RoHS Recast 2011/65/EU June 8, 2011.

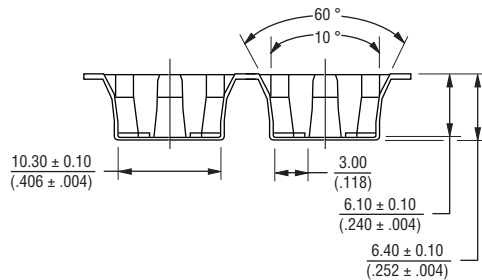
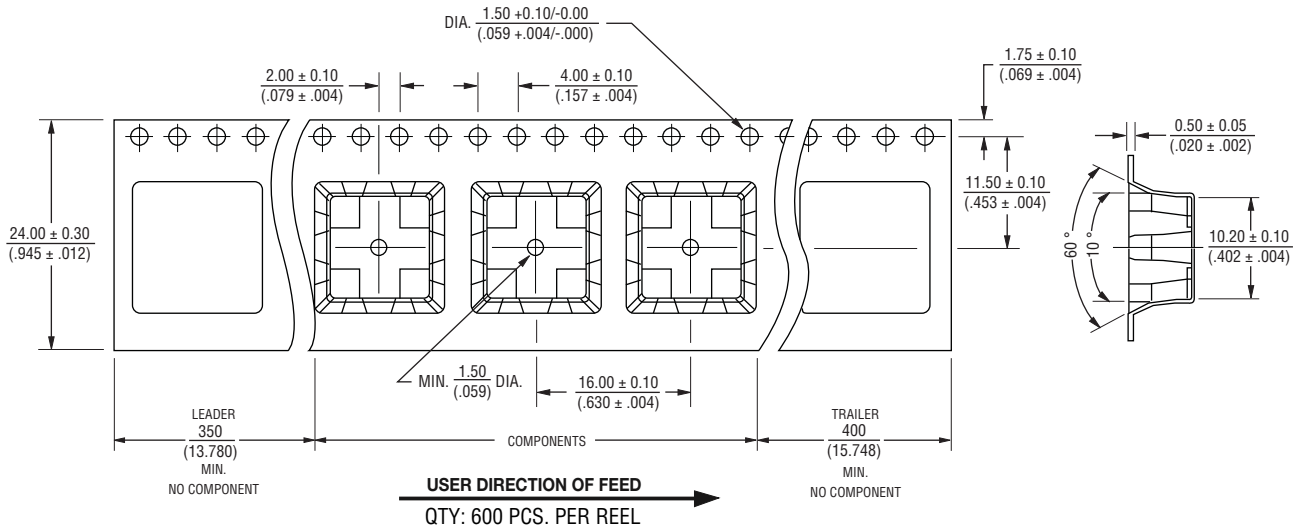
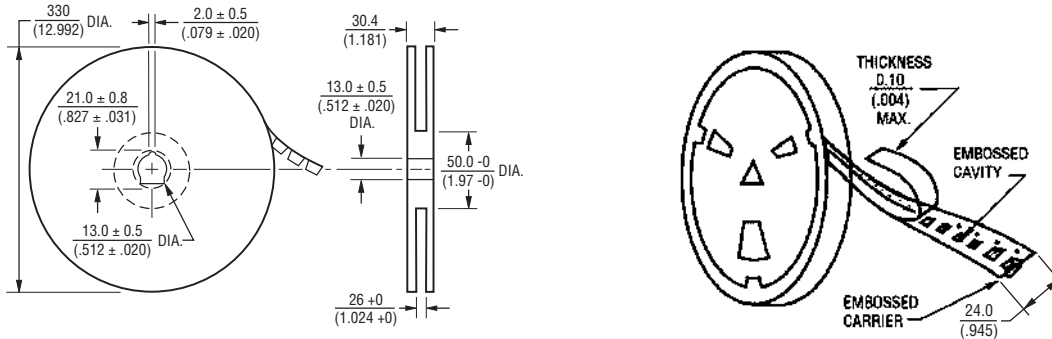
**Bourns follows the prevailing definition of "halogen free" in the industry. Bourns considers a product to be "halogen free" if (a) the Bromine (Br) content is 900 ppm or less; (b) the Chlorine (Cl) content is 900 ppm or less; and (c) the total Bromine (Br) and Chlorine (Cl) content is 1500 ppm or less. Specifications are subject to change without notice.

The device characteristics and parameters in this data sheet can and do vary in different applications and actual device performance may vary over time. Users should verify actual device performance in their specific applications.

SRN1060 Series - Semi-shielded Power Inductors

BOURNS®

Packaging Specifications



DIMENSIONS: $\frac{\text{MM}}{\text{(INCHES)}}$

REV. 10/15

Specifications are subject to change without notice.

The device characteristics and parameters in this data sheet can and do vary in different applications and actual device performance may vary over time. Users should verify actual device performance in their specific applications.