

CIRCUIT BREAKER 3VA6 UL FRAME 600 BREAKING CAPACITY CLASS H 65KA @ 480V 4-POLE, LINE PROTECTION ETU820, LI, IN=400A OVERLOAD PROTECTION IR=160A ...400A SHORT CIRCUIT PROTECTION II=1,5...12 X IN W/O CONNECTION



| Model   |                             |
|---|-----------------------------|
| Product brand name  | SENTRON                     |
| Product designation   | Molded-case circuit breaker |
| Design of the product   | System protection           |
| Design of the load switch / acc. to UL 489 / Heating, Air Conditioning, and Refrigeration circuit breaker (HACR Type) | Yes                         |
| Design of the overcurrent release   | ETU820                      |
| Protective function of the overcurrent release  | LI                          |
| Number of poles   | 4                           |
| General technical data  |                             |
| Tension assignée d'isolement $U_i$  | 600 V                       |
| Max. rated operational voltage $U_e$ with AC 50/60Hz  | 600 V                       |
| Active power loss / for rated value of the current / at AC / in hot operating state / per device                      | 70 W                        |
| Active power loss / for rated value of the current / at AC / in hot operating state / per pole                        | 23.33 W                     |
| Mechanical service life (switching cycles) / typical  | 15 000                      |

|   |         |
|---|---------|
| Electrical endurance (switching cycles) / at AC-1 / at 380/415 V 50/60 Hz | 4 000   |
| Electrical endurance (switching cycles) / at AC-1 / at 690 V 50/60 Hz     | 2 500   |
| Electrical endurance (switching cycles) / at 480 V / at 50/60 Hz          | 4 000   |
| Electrical endurance (switching cycles) / at 600 V / at 50/60 Hz          | 3 000   |
| Neutral conductors / upgradeable/retrofitable                             | No      |
| Ground fault monitoring version   | Without |
| Product function  |         |
| • communication function  | Yes     |
| • other measurement function  | Yes     |

### Electricity

|   |       |
|---|-------|
| Marking / acc. to UL 489 / 100%-rated breaker                     | Yes   |
| Max. rated operational voltage of the size of the circuit-breaker | 600 A |
| Courant permanent assigné lu                                      | 400 A |
| Operating current   |       |
| • at 40 °C  | 400 A |
| • at 45 °C  | 400 A |
| • at 50 °C  | 400 A |
| • at 55 °C  | 400 A |
| • at 60 °C  | 380 A |
| • at 65 °C  | 400 A |
| • at 70 °C  | 400 A |

### Switching capacity according to IEC 60947

|  |        |
|--|--------|
| Switching capacity class of the circuit breaker                        | H      |
| Maximum short-circuit current breaking capacity (I <sub>cu</sub> )     |        |
| • at 240 V   | 110 kA |
| • at 415 V   | 85 kA  |
| • at 690 V   | 6 kA   |
| Operational short-circuit current breaking capacity (I <sub>cs</sub> ) |        |
| • at 240 V   | 110 kA |
| • at 415 V   | 85 kA  |
| • at 690 V   | 6 kA   |
| Short-circuit current making capacity (I <sub>cm</sub> )               |        |
| • at 240 V   | 242 kA |
| • at 415 V   | 187 kA |
| • at 690 V   | 9 kA   |

### Switching capacity according to UL 489

|  |   |
|--|---|
| Breaking capacity current  |   |
| <ul style="list-style-type: none"> <li>• at 240 V</li> <li>• at 480 Y/277 V</li> <li>• at 480 V</li> <li>• at 600 Y/347 V</li> <li>• at 600 V</li> </ul> | <p>100 kA</p> <p>65 kA</p> <p>65 kA</p> <p>22 kA</p> <p>22 kA</p> |

| Adjustable parameters   |         |
|---|---------|
| Adjustable response value current / I <sub>g</sub> min.                 | 150 A   |
| Adjustable response value current / I <sub>g</sub> min.                 | 400 A   |
| Adjustable response value current / I <sub>g</sub> min.                 | 0.5     |
| Adjustable response value current / I <sub>g</sub> min.                 | 25      |
| Adjustable response value current / I <sub>i</sub> min.                 | 600 A   |
| Adjustable response value current / I <sub>i</sub> max.                 | 4 800 A |
| Ground fault protection / tripping switchable / I <sub>2t</sub> =ON/OFF | No      |

| Mechanical Design |        |
|-------------------|--------|
| Height [in]       | 9.8 in |
| Height            | 248 mm |
| Width [in]        | 7.2 in |
| Width             | 184 mm |
| Depth [in]        | 4.3 in |
| Depth             | 110 mm |

| Connections   |                    |
|---|--------------------|
| Arrangement of electrical connectors / for main current circuit | Without connection |
| Type of electrical connection / for main current circuit        | Without            |

| Auxiliary circuit                              |   |
|--|---|
| Number of CO contacts / for auxiliary contacts | 0 |

| Accessories                                |     |
|--|-----|
| Product extension / optional / motor drive | Yes |

| Environmental conditions   |   |
|--|---|
| Protection class IP / on the front   | IP40  |
| Ambient temperature  |   |
| <ul style="list-style-type: none"> <li>• during operation / minimum</li> <li>• during operation / maximum</li> <li>• during storage / minimum</li> <li>• during storage / maximum</li> </ul> | <p>-25 °C</p> <p>70 °C</p> <p>-40 °C</p> <p>80 °C</p> |

| Certificates                               |   |
|--|---|
| Equipment marking / acc. to DIN EN 81346-2 | Q |

Certificate of suitability / as approval for NAVAL (no combat vessels) / Supplement SB

No

| General Product Approval | EMC | Declaration of Conformity | Shipping Approval |
|--------------------------|-----|---------------------------|-------------------|
|--------------------------|-----|---------------------------|-------------------|



CSA



UL



RCM



EG-Konf.



ABS

## other

[Miscellaneous](#)

## Further information

### Information- and Downloadcenter (Catalogs, Brochures,...)

<http://www.siemens.com/lowvoltage/catalogs>

### Industry Mall (Online ordering system)

<https://mall.industry.siemens.com/mall/en/en/Catalog/product?mlfb=3VA6440-6KL41-2AA0>

### Service&Support (Manuals, Certificates, Characteristics, FAQs,...)

<https://support.industry.siemens.com/cs/ww/en/ps/3VA6440-6KL41-2AA0>

### Image database (product images, 2D dimension drawings, 3D models, device circuit diagrams, ...)

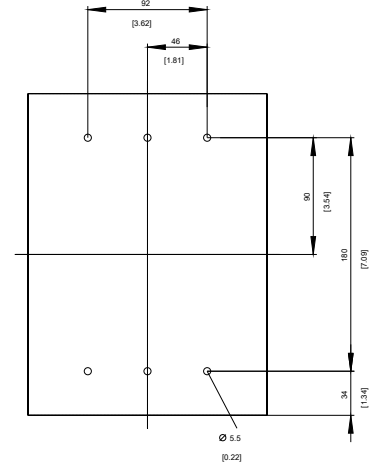
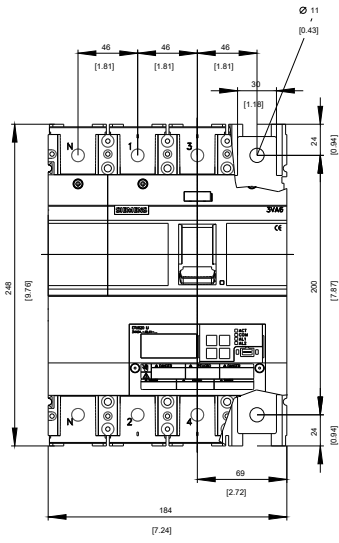
[http://www.automation.siemens.com/bilddb/cax\\_en.aspx?mlfb=3VA6440-6KL41-2AA0](http://www.automation.siemens.com/bilddb/cax_en.aspx?mlfb=3VA6440-6KL41-2AA0)

### CAX-Online-Generator

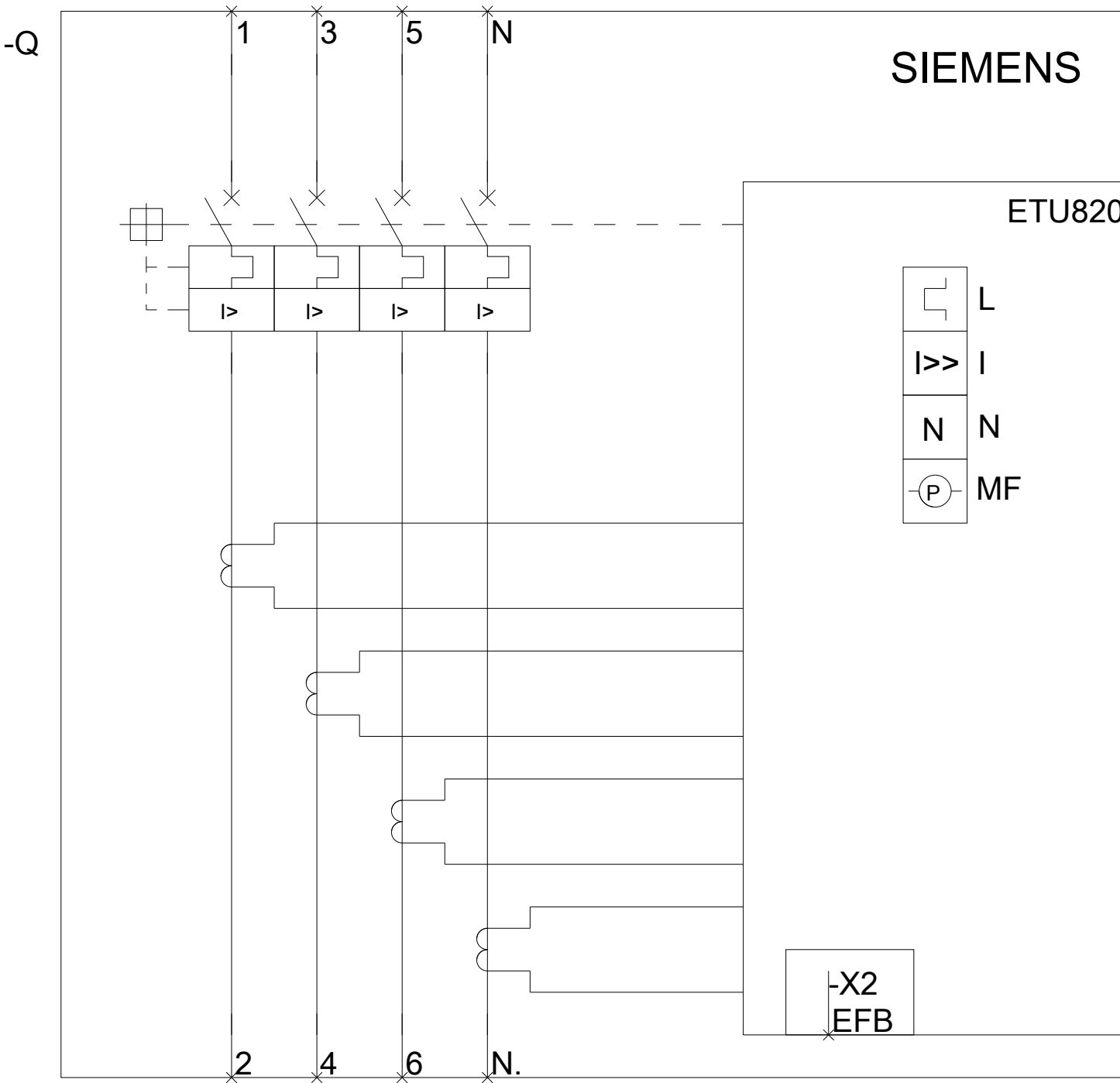
<http://www.siemens.com/cax>

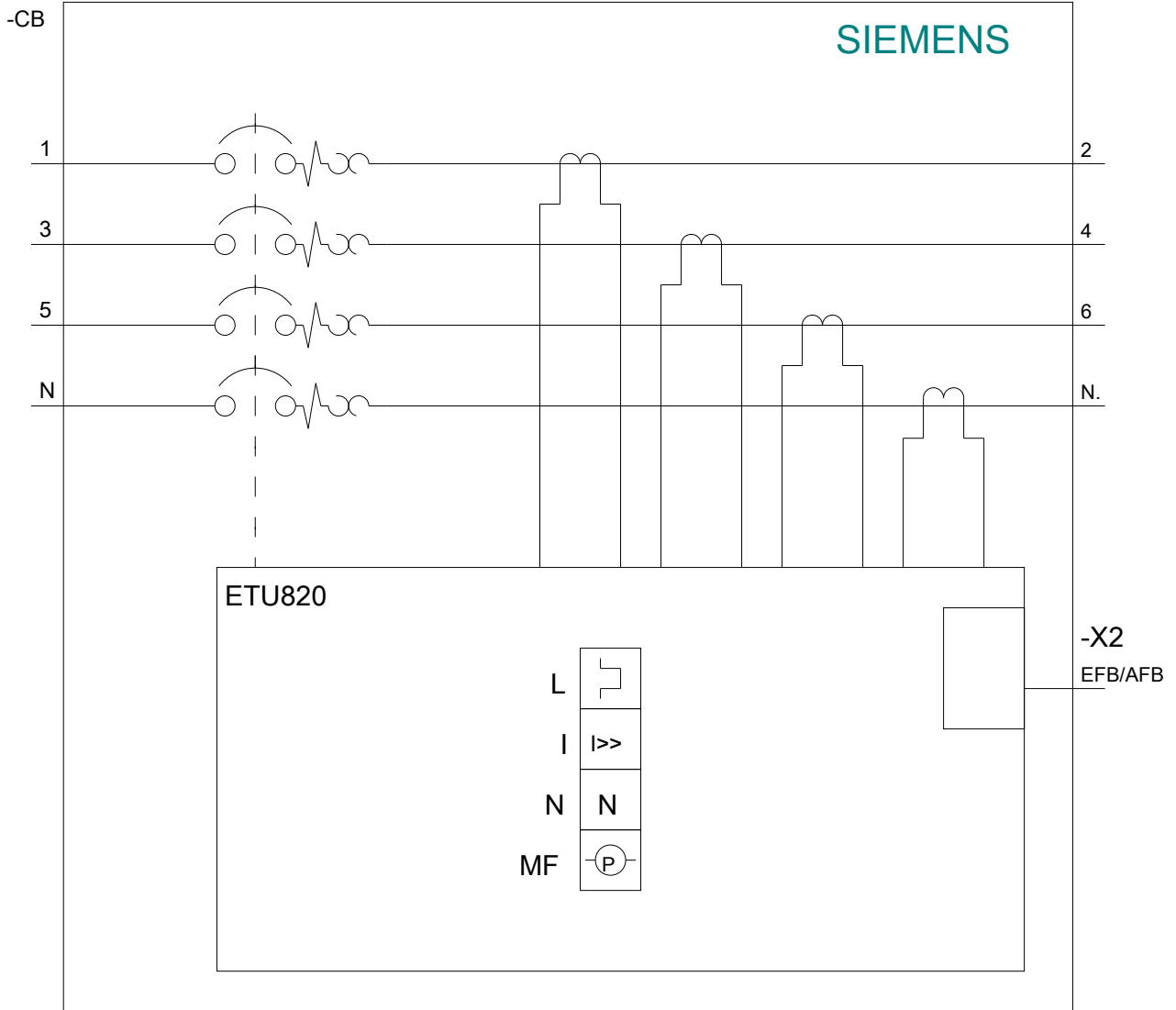
### Tender specifications

<http://www.siemens.com/specifications>



SIEMENS





**last modified:**

08/20/2017