

Shock-Safe Fuseholder, 5 x 20 / 6.3 x 32 mm, Slot



250 VAC · 4 W/10 A (VDE)20 A (UL)

**Description**

- Quick-connect or solder terminals

**Standards**

- IEC 60127-6  
 - UL 4248-1 / UL 512  
 - CSA C22.2 no. 39


**Approvals**

- VDE Certificate Number: 134125  
 - UL File Number: E39328  
 - CSA File Number: 38456

**Weblinks**

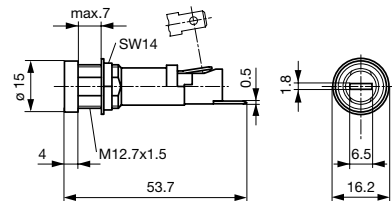
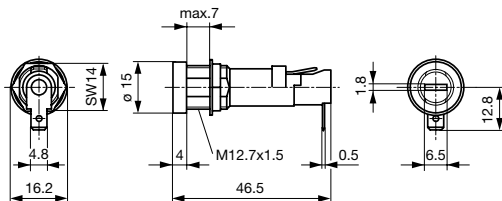
[pdf-datasheet](#), [html-datasheet](#), [General Product Information](#), [Approvals](#), [CE declaration of conformity](#), [RoHS](#), [CHINA-RoHS](#), [e-Shop](#), [SCHURTER-Stock-Check](#), [Distributor-Stock-Check](#), [Accessories](#), [Detailed request for product](#)

**Technical Data**

Shocksafe Category	PC2	Soldering Methods	Iron
Fuse-Link	5 x 20 or 6.3 x 32 mm	Solderability	350 °C / 2 sec acc. to IEC 60068-2-20, Test Ta, method 2
Mounting	Panel Mount, Front-Side	Resistance to Soldering Heat	350 °C / 10 sec acc. to IEC 60068-2-20, Test Tb, method 2
Mounting	Fixing Nut	Contact Resistance	< 5 mΩ at 20 mV
Terminal	Solder or Quick-Connect 4.8 x 0.5 mm	Dielectric Strength	> 3kV > 4kV between L/N-PE (50 Hz; 1 min)
Rated Voltage	250 VAC	Impulse Withstand Voltage	> 4kV between L-N > 6kV between L/N-PE
Rated current	10 A (VDE), 20 A (UL)	Insulation Resistance	> 10 MΩ between L-N > 100 MΩ between L/N-PE (500 VDC; 1 min)
Rated Power Acceptance IEC	4 W / 10 A @ Ta 23 °C Admissible power acceptance at higher ambient temperature see derating curves	Overvoltage Category	I - III acc. to IEC 60664-1
Degree of Protection	IP 40	Pollution Degree	1 - 3 acc. to IEC 60664-1
Protection Class	Suitable for appliances with protection class I or II acc. to IEC 61140	Admissible Torque on Fixing Nut	max 1.2 Nm
Admissible Ambient Air Temp.	-40 °C to 85 °C	Panel Thickness s	max 7 mm
Climatic Category	40/085/21 acc. to IEC 60068-1		
Material: Socket	Thermoplastic, black, UL 94V-0		
Material: Terminals	Tin-Plated Copper Alloy		
Unit Weight (Socket/Cap)	5.5 g / 3.22 g		
Storage Conditions	0 °C to 60 °C, max. 70% r.h.		
Product Marking	 Type, Dielectric strength, Current, Approvals		

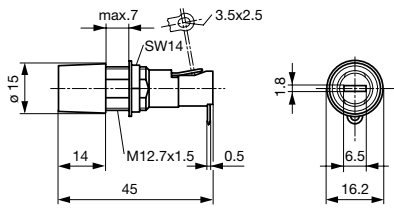
**Dimensions**

46.5 mm

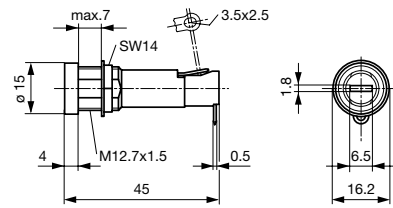


Variants: 0031.1693

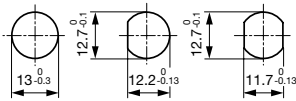
Variant 0031.1694



Variants 0031.1653

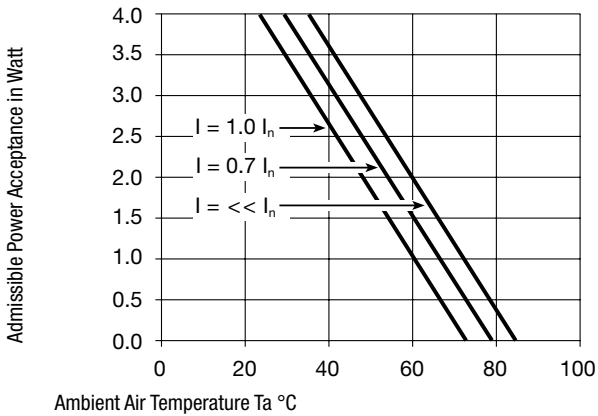


Variant 0031.1673



Mounting holes

Derating Curves



Variants

Holder	Cap	Fuse-Link	Terminal	Position End-Terminal	Degree of Protection	Colour Cap	Remark	Order Number
●	-	5 x 20 or 6.3 x 32mm	Quick-Connect 4.8 x 0.5	90° to Fuse Axis	IP 40	-	-	0031.1693
●	-	5 x 20 or 6.3 x 32mm	Quick-Connect 4.8 x 0.5	Straight to Fuse Axis	IP 40	-	-	0031.1694
●	-	5 x 20 or 6.3 x 32mm	Solder	90° to Fuse Axis	IP 40	-	-	0031.1653
●	-	5 x 20 or 6.3 x 32mm	Solder	90° to Fuse Axis	IP 40	-	-	0031.1673
●	Fingergrip	5 x 20mm	Quick-Connect 4.8 x 0.5	90° to Fuse Axis	IP 40	-	0031.1693 + 0031.1741	0031.1762
●	Fingergrip	5 x 20mm	Solder	90° to Fuse Axis	IP 40	-	0031.1673 + 0031.1741	0031.1756

Packaging Unit Bulk (100 pcs.)

**Required Accessory**

**Description**



Fingergrasp FEU, FAU, FAC  
Caps Fingergrasp for Holder FEU, FAU, FAC



Caps to FEU, FAU, FAC  
Caps to Holder FEU, FEU (Med), FAU, FAC



**Accessories**



Cover FEU, FEU (Med)  
Insulation Cover for FEU, FEU (Med)