



THE RANGE AT A GLANCE

OSRAM LED LAMPS FROM LEDVANCE

OCTOBER 2019



LEDVANCE is the licensee of product
trademark OSRAM in general lighting

LEDVANCE: ADVANCING LIGHT

**BAD LIGHT GIVES YOU SHOCKING MOMENTS?
WE'VE GOT A SOLUTION FOR THAT.**

As a trusted partner with more than 100 years' experience in general lighting, we are committed to overcoming the battle against bad lighting. At LEDVANCE, we combine tradition with modern, forward-looking lighting technology and thus build on long-standing customer relationships and a strong sales network. We are experts in general lighting globally and trailblazers when it comes to technology trends and the rapidly changing requirements for good light.

We are a strong partner locally with a presence in more than 140 countries and address the specific needs of our customers together with our teams of specialists – regardless of whether luminaires, lamps or electronic components.

LEDVANCE boasts an extensive portfolio of LED lamps designed for the most varied applications and requirements of lighting professionals and customers. There are many good arguments in favour of LED lamps under the OSRAM brand in the LEDVANCE product range: up to CRI 97, VDE-certified products¹ and a guarantee of up to five years².

LEDVANCE will continue developing advanced products into the future and provide you with the best possible support in your individual battle against bad light.



¹VDE-certified under IEC62776: SubstiTUBE® T8 Advanced Ultra Output EM/Advanced EM, SubstiTUBE® T8 Motion Sensor
²For further information and exact guarantee conditions, please visit www.ledvance.co.uk/guarantee

CONTENTS



LED TUBES

8



SPECIAL LED LAMPS

16



LED LAMPS WITH CLASSIC BULB SHAPE

25



LED REFLECTOR LAMPS

36



LED LAMPS WITH ADDED FUNCTION

43



All technical parameters apply to the entire lamp. Because of the complex manufacturing process for light emitting diodes (LEDs), the specified typical values for LED technical parameters represent only purely statistical variables. They do not necessarily correspond to the actual technical parameters for each individual product which can deviate from the typical value.

OUR PLAN FOR GOOD LIGHT – MORE INNOVATION, GREATER CHOICE, BETTER DESIGN

CURRENT LED LAMP HIGHLIGHTS FROM LEDVANCE

Discover our new warriors in the fight against bad light: The SubstiTUBE® T8 Motion Sensor EM delivers both cost and energy savings thanks to an integrated sensor, while the SubstiTUBE® T5 Universal impresses as a high-performance, all-round solution. We offer an ideal LED replacement for conventional compact fluorescent lamps with our extensive OSRAM DULUX® LED portfolio. The Vintage Edition 1906 with its eclectic design creates atmospheric moments in the new smoked glass model too. LEDVANCE also offers further efficient LED alternatives for the industrial sector with the OSRAM HQI LED HIGHBAY. And with the SPECIAL T SLIM 60, the switch to LED is also even easier now in the OSRAM HALOLUX CERAM® segment with B15d base.



1. OSRAM SubstiTUBE® T5 UNIVERSAL THE NEW ALL-IN-ONE- LED TUBES

- Use with ECG¹ and AC mains possible
- Extremely high luminous flux of up to 5,600 lm: ideal for illuminating production halls and warehouses with high ceilings
- Excellent economic efficiency thanks to extremely high luminous efficiency of up to 156 lm/W
- Splitter protection also enables use in the food industry and other sensitive areas
- Low maintenance costs thanks to extremely long lifespan of up to 60,000 h²
- No bending due to glass technology

2. SPECIAL T SLIM 60 THE SIMPLE SWITCH TO LED

- LED replacement for OSRAM HALOLUX CERAM® lamps with B15d socket
- Simple alternative to halogen lamps thanks to compact design
- Especially suitable for small designer luminaires
- Long lifespan of up to 15,000 h²
- Very low power consumption³
- Low heat development³

3. OSRAM DULUX® LED TRADITIONAL LOOK, INNOVATIVE TECHNOLOGY

- Broad LED portfolio for direct replacement of conventional compact fluorescent lamps (types: D, D/E, S, L)
- Excellent payback and energy savings of up to 62%¹
- New addition OSRAM DULUX® L 55 LED: direct replacement of traditional DULUX L 55 W lamps; traditional look & feel due full-glass lamp with two tubes; high efficiency of up to 138 lm/W
- D & S: can be operated on CCG and AC mains; D/E & L: can be operated on ECG and AC mains
- Ideal for offices, public buildings, hotels and restaurants

4. VINTAGE EDITION 1906 ECLECTIC DESIGN, RELIABLE STRENGTHS

- Now in smoked glass version for atmospheric lighting
- Many types are also available as a dimmable version
- Lamps with innovative LED filament technology
- Simple alternative: design, dimensions and luminous flux are comparable to conventional incandescent or halogen bulbs
- Ideal for decorative installations in shops, hotels and restaurants

5. OSRAM HQI LED HIGHBAY DIRECT ALTERNATIVE FOR TRADITIONAL HQI LAMPS

- New: CCG and igniter-compatible LED lamps for direct replacement of 250 W and 400 W HQI lamps
- Energy savings of up to 62%²
- Two types: luminous flux of up to 13,000 lm or 20,000 lm with 4,000 K light colour
- Effective thermal management allows use in a wide temperature range (–20 °C – +50 °C)
- Low maintenance costs thanks to very long lifespan of up to 50,000 h³
- Very high efficiency of up to 143 lm/W
- Ideal for industrial buildings and warehouses



¹ Use with ECG: Check compatibility at www.ledvance.co.uk/ecg-compatibility
² L70/B50
³ Compared to the standard reference product

¹ When replacing traditional compact fluorescent lamps
² When replacing traditional HQI lamps
³ L70/B50



OSRAM SubstiTUBE® T8 CONNECTED LIGHT MANAGEMENT MADE EASY!

The system solution OSRAM SubstiTUBE® T8 Connected allows smart lighting of car parks without the need for programming or rewiring.

CHALLENGES:

Installing conventional systems with motion sensors in car parks can often be a complicated and expensive task. This is because cables have to be laid for rewiring or DALI cabling, the cable ducting is usually absent and a separate control unit is often needed for the sensors.

OUR SOLUTION:

OSRAM SubstiTUBE® T8 Connected LED tubes, e.g. installed in Damp Proof Housing and controlled wirelessly. The LED tubes can be connected via LEDVANCE Connected Sensors on the basis of the ZigBee 3.0 Open Standard Protocol. The benefit of this is that existing tubes and starters simply have to be replaced by new LED tubes and starters and the sensors installed and supplied with electricity.



FEATURES:

OSRAM SubstiTUBE® T8 Connected:

- For CCG operated luminaires or 230V AC mains
- Complete portfolio in glass design with shatter protection film
- Very high efficiency of up to 150 lm/W

LEDVANCE Connected Sensor:

- Every sensor controls up to 50 SubstiTUBE® T8 Connected LED tubes
- Two sensors for different installation heights: LB (Low Bay) up to 4 m in height; HB (High Bay) from 4 m up to 14 m in height
- Multi sensor (Master & Slave) for multi-zone control
- Innovative motion sensor: Passive Infra Red (PIR) sensor
- Potentiometer can be adjusted individually: Ambient light intensity: 2 – 1,000 lux; time delay: 1 – 10 min
- Individualised remote control possible



ENERGY SAVING

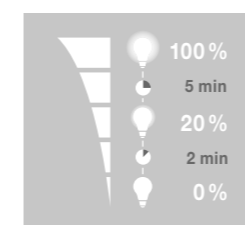
Lighting technology	Luminous flux/ luminaire	Number of luminaires	Output incl. losses/ luminaire	Total connected load	Total power consumption annually	Total electricity costs annually	Electricity cost savings annually compared to legacy system	Relative energy saving compared to legacy system	Electricity cost savings annually with LMS compared to legacy system	Relative energy savings with LMS compared to legacy system
Conventional: Damp-proof luminaire T8 1x58W	3454	15	70W	1050 W	4 368.00 kWh	€ 873.60				
DAMP PROOF HOUSING with SubstiTUBE Advanced T8 Connected LED 24 W	3156	15	24 W	360 W	901.06 kWh	€ 180.21	€ 693.39	79%	€ 1 751.30	86% ¹

OPERATING DATA: Operation per year (days): 260 · Operation per day (hours): 16 · Estimated active times per day (hours) (8 hours:100%/8 hours: 20%) 8 · Electricity price: €0.20/kWh · Specific connected load: 0.73 W/m² (floor area 495 m²)

¹ Assumed saving with LMS in relation to the new system with LED: 40%; based on the following assumptions: motion sensor with comfort dimming setting 40%. The lighting installation is only dimmed down to 20% during hours of operation. This ensures higher comfort levels for users when entering rooms, as rooms are not in full darkness. The relevant assumptions for the LMS savings are estimated values and are based on empirical values from the lighting sector. The calculation of energy savings with LMS usage must always be made in general relative to the specific project.

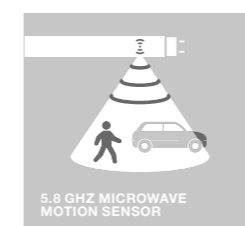
OSRAM SubstiTUBE® T8 MOTION SENSOR SUPER SMART ENERGY SAVINGS!

The new SubstiTUBE® T8 Motion Sensor, which is suitable for CCG AC mains controlled luminaires, allows energy savings of up to 90%¹ thanks to the integrated sensor and is ideal for applications such as storage rooms or stairwells.



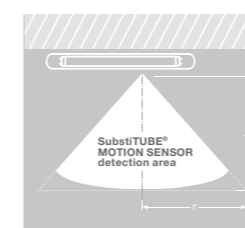
HIGH ENERGY SAVINGS GUARANTEED

If the sensor does not detect motion for a period of five minutes, the LED tube is dimmed automatically to 20% light intensity. After a further two minutes without motion, the SubstiTUBE® T8 Motion Sensor switches off completely – but without any loss of user comfort. That's because the slightest movement causes the LED lamp to switch on again immediately.



STRONG SENSOR, STRONG PERFORMANCE

The SubstiTUBE® T8 Motion Sensor is fitted with an integrated microwave sensor with motion detection. The sensor operates at 5.8 GHz and is also ideal for use in enclosed luminaires thanks to the microwave technology used.



SubstiTUBE® Motion Sensor Detecting Area	
h	r
2.5	4.5
3.5	5.0
4.0	4.5
4.5	4.0
5.0	4.0

A QUESTION OF HEIGHT

The detection radius for movements depends on the respective installation height of the LED tubes. The sensor can detect movements at a maximum radius of up to five metres. The maximum recommended mounting height of the LED tubes is five metres.



EM OR HF: FIND THE RIGHT TECHNOLOGY

STARTER TEST

See whether the luminaire in which you want to use the new lamp has a starter. If it does, you will need a SubstiTUBE® T8 EM for use on a CCG. If it does not, you should use the ECG²-compatible universal variant.



CAMERA TEST

If the relevant luminaire still has a functioning T8 fluorescent lamp fitted, examine it with a digital camera (e.g. on your smartphone or tablet). If the light flickers, you need a SubstiTUBE® T8 EM for use on a CCG. If it does not, you should use the ECG²-compatible universal variant.



¹ Compared to conventional fluorescent tubes | ² Use on ECG: Check compatibility at www.ledvance.co.uk/ecg-compatibility



SubstiTUBE Advanced Ultra Output - High performance LED tubes for electromagnetic control gears, shatterproof

Product name	Static Code	GTIN (EAN)												
--------------	-------------	------------	--	--	--	--	--	--	--	--	--	--	--	--

SubstiTUBE Advanced Ultra Output

ST8AU-EM 15.1 W/3000K 1200 mm	T8AU0430	4058075136298	G13	1212	15.1	2250	149	3000	190	83	60000	A++	10	1
ST8AU-EM 15.1 W/4000K 1200 mm	T8AU0440	4058075136311	G13	1212	15.1	2500	165	4000	190	83	60000	A++	10	1
ST8AU-EM 15.1 W/6500K 1200 mm	T8AU0465	4058075136335	G13	1212	15.1	2500	165	6500	190	83	60000	A++	10	1

SubstiTUBE Advanced Ultra Output

ST8AU-EM 22.4 W/3000K 1500 mm	T8AU0530	4058075136359	G13	1513	22.4	3330	148	3000	190	83	60000	A++	10	1
ST8AU-EM 22.4 W/4000K 1500 mm	T8AU0540	4058075136373	G13	1513	22.4	3700	165	4000	190	83	60000	A++	10	1
ST8AU-EM 22.4 W/6500K 1500 mm	T8AU0565	4058075136397	G13	1513	22.4	3700	165	6500	190	83	60000	A++	10	1

- No bending thanks to glass technology
- Quick, simple and safe replacement without rewiring
- Energy savings of up to 63 % (compared to T8 fluorescent lamp on CCG)
- Instant-on light, therefore ideally suitable in combination with sensor technology

SubstiTUBE Advanced - High performance LED tubes for electromagnetic control gears, shatterproof

Product name	Static Code	GTIN (EAN)												
--------------	-------------	------------	--	--	--	--	--	--	--	--	--	--	--	--

SubstiTUBE Advanced

ST8A-EM 7.3 W/4000K 600 mm	T8A240	4058075136410	G13	603	7.3	1100	150	4000	190	83	50000	A++	10	1
ST8A-EM 7.3 W/6500K 600 mm	T8A265	4058075136434	G13	603	7.3	1100	150	6500	190	83	50000	A++	10	1

SubstiTUBE Advanced

ST8A-EM 11.3 W/4000K 900 mm	T8A340	4058075136458	G13	908	11.3	1700	150	4000	190	83	50000	A++	10	1
ST8A-EM 11.3 W/6500K 900 mm	T8A365	4058075136472	G13	908	11.3	1700	150	6500	190	83	50000	A++	10	1

SubstiTUBE Advanced

ST8A-EM 14 W/4000K 1200 mm	T8A440	4058075136496	G13	1212	14	2100	150	4000	190	83	50000	A++	10	1
ST8A-EM 14 W/6500K 1200 mm	T8A465	4058075136519	G13	1212	14	2100	150	6500	190	83	50000	A++	10	1

SubstiTUBE Advanced

ST8A-EM 20.6 W/4000K 1500 mm	T8A540	4058075136533	G13	1513	20.6	3100	150	4000	190	83	50000	A++	10	1
ST8A-EM 20.6 W/6500K 1500 mm	T8A565	4058075136557	G13	1513	20.6	3100	150	6500	190	83	50000	A++	10	1

- No bending thanks to glass technology
- Quick, simple and safe replacement without rewiring
- Energy savings of up to 60 % (compared to T8 fluorescent lamp on CCG)
- Instant-on light, therefore ideally suitable in combination with sensor technology

¹ L70/B50 | ² Energy efficiency class (EEC) on a scale of A++ (highest efficiency) to E (lowest efficiency)



SubstiTUBE Value - Economic LED tubes for electromagnetic control gears

Product name	Static Code	GTIN (EAN)												
--------------	-------------	------------	--	--	--	--	--	--	--	--	--	--	--	--

SubstiTUBE Value

ST8V-EM 7.6 W/3000K 600 mm EM	T8V230	4058075024618	G13	603	7.6	720	94	3000	190	80	30000	A+	10	1
ST8V-EM 7.6 W/4000K 600 mm EM	T8V240	4058075024632	G13	603	7.6	800	105	4000	190	80	30000	A+	10	1
ST8V-EM 7.6 W/6500K 600 mm EM	T8V265	4058075024656	G13	603	7.6	800	105	6500	190	80	30000	A+	10	1

SubstiTUBE Value

ST8V-EM 16.2 W/3000K 1200 mm EM	T8V430	4058075024670	G13	1212	16.2	1530	94	3000	190	80	30000	A+	10	1
ST8V-EM 16.2 W/4000K 1200 mm EM	T8V440	4058075024694	G13	1212	16.2	1700	104	4000	190	80	30000	A+	10	1
ST8V-EM 16.2 W/6500K 1200 mm EM	T8V465	4058075024717	G13	1212	16.2	1700	104	6500	190	80	30000	A+	10	1

SubstiTUBE Value

ST8V-EM 19.1 W/3000K 1500 mm EM	T8V530	4058075024731	G13	1513	19.1	1800	94	3000	190	80	30000	A+	10	1
ST8V-EM 19.1 W/4000K 1500 mm EM	T8V540	4058075024755	G13	1513	19.1	2000	104	4000	190	80	30000	A+	10	1
ST8V-EM 19.1 W/6500K 1500 mm EM	T8V565	4058075024779	G13	1513	19.1	2000	104	6500	190	80	30000	A+	10	1
ST8SP-EM 24 W/4000K 1800 mm EM	T8V640	4058075069176	G13	1777	24	2600	105	4000	130	80	30000	A+	10	1
ST8SP-EM 24 W/6500K 1800 mm EM	T8V665	4058075069190	G14	1777	24	2600	105	6500	130	80	30000	A+	10	1

- No bending thanks to glass technology
- Quick, simple and safe replacement without rewiring
- Energy savings of up to 65 % (compared to T8 fluorescent lamp on CCG)
- Instant-on light, therefore ideally suitable in combination with sensor technology

SubstiTUBE Start - Starter for SubstiTUBE EM (CCG)

Product name	Static Code	GTIN (EAN)		
--------------	-------------	------------	--	--

SubstiTUBE Start

SUBSTITUBE LED	T8START	4058075013674	2	2
----------------	---------	---------------	---	---

- Extremely break resistant thanks to cover made of polycarbonate
- Mercury-free and RoHS compliant

¹ L70/B50 | ² Energy efficiency class (EEC) on a scale of A++ (highest efficiency) to E (lowest efficiency)



SubstiTUBE Connected Advance Ultra Output - LED tubes for electromagnetic control gears

Product name	Static Code	GTIN (EAN)												
--------------	-------------	------------	--	--	--	--	--	--	--	--	--	--	--	--

SubstiTUBE Connected Advance Ultra Output

ST8AU-CON 7.5 W/4000K 600 mm	T8CON240	4058075187337	G13	603	7.5	1100	146	4000	160	83	50000	A++	10	1
ST8AU-CON 7.5 W/6500K 600 mm	T8CON265	4058075187351	G13	603	7.5	1100	146	6500	160	83	50000	A++	10	1

SubstiTUBE Connected Advance Ultra Output

ST8AU-CON 16 W/4000K 1200 mm	T8CON440	4058075187375	G13	1213	16	2400	150	4000	160	83	50000	A++	10	2
ST8AU-CON 16 W/6500K 1200 mm	T8CON465	4058075187399	G13	1213	16	2400	150	6500	160	83	50000	A++	10	2

SubstiTUBE Connected Advance Ultra Output

ST8AU-CON 24 W/4000K 1500 mm	T8CON540	4058075187634	G13	1513	24	3600	150	4000	160	83	50000	A++	10	3
ST8AU-CON 24 W/6500K 1500 mm	T8CON565	4058075187658	G13	1513	24	3600	150	6500	160	83	50000	A++	10	3

- Easy to install and use
- No bending thanks to glass technology

SubstiTUBE Connected Sensor - Stand-alone sensors

Product name	Static Code	GTIN (EAN)				
--------------	-------------	------------	--	--	--	--

SubstiTUBE Connected Sensor – dimmable¹

Connected Sensor ST8 LB Gen2	CONSENCR	4058075232969	95	1	27	4
Connected Sensor ST8 HB Gen2	CONSENRT	4058075232983	95	1	27	4

- Compact housing for mounting in tight spaces
- Very low power loss thanks to high efficacy

¹ L70/B50 | ² Energy efficiency class (EEC) on a scale of A++ (highest efficiency) to E (lowest efficiency)



SubstiTUBE Advanced UO UN - LED tubes for electronic and electromagnetic control gears, shatterproof

Product name	Static Code	GTIN (EAN)												
--------------	-------------	------------	--	--	--	--	--	--	--	--	--	--	--	--

SubstiTUBE Advanced UO UN

ST8AU-UN 15 W/4000K 1200 mm	T8AU0440U	4058075137769	G13	1200	15	2400	160	4000	160	83	60000	A++	10	1
ST8AU-UN 15 W/6500K 1200 mm	T8AU0465U	4058075137783	G13	1200	15	2400	160	6500	160	83	60000	A++	10	1

SubstiTUBE Advanced UO UN

ST8AU-UN 23 W/4000K 1500 mm	T8AU0540U	4058075137806	G13	1500	23	3700	160	4000	160	83	60000	A++	10	1
ST8AU-UN 23 W/6500K 1500 mm	T8AU0565U	4058075137820	G13	1500	23	3700	160	6500	160	83	60000	A++	10	1

- Also suitable for operation at low temperatures
- High luminous flux for sophisticated lighting tasks
- Easy installation
- No bending thanks to glass technology

SubstiTUBE Advanced UN - LED tubes for electronic and electromagnetic control gears

Product name	Static Code	GTIN (EAN)												
--------------	-------------	------------	--	--	--	--	--	--	--	--	--	--	--	--

SubstiTUBE Advanced UN

ST8A-UN 7.5 W/3000K 600 mm	T8A230U	4058075137585	G13	600	7.5	1000	133	3000	160	83	50000	A++	10	1
ST8A-UN 7.5 W/4000K 600 mm	T8A240U	4058075137608	G13	600	7.5	1100	146	4000	160	83	50000	A++	10	1
ST8A-UN 7.5 W/6500K 600 mm	T8A265U	4058075137622	G13	600	7.5	1100	146	6500	160	83	50000	A++	10	1

SubstiTUBE Advanced UN

ST8A-UN 14 W/3000K 1200 mm	T8A430U	4058075137646	G13	1200	14	1900	135	3000	160	83	50000	A++	10	1
ST8A-UN 14 W/4000K 1200 mm	T8A440U	4058075137660	G13	1200	14	2100	150	4000	160	83	50000	A++	10	1
ST8A-UN 14 W/6500K 1200 mm	T8A465U	4058075137684	G13	1200	14	2100	150	6500	160	83	50000	A++	10	1

SubstiTUBE Advanced UN

ST8A-UN 20 W/3000K 1500 mm	T8A530U	4058075137707	G13	1500	20	2800	140	3000	160	83	50000	A++	10	1
ST8A-UN 20 W/4000K 1500 mm	T8A540U	4058075137721	G13	1500	20	3100	155	4000	160	83	50000	A++	10	1
ST8A-UN 20 W/6500K 1500 mm	T8A565U	4058075137745	G13	1500	20	3100	155	6500	160	83	50000	A++	10	1

- Also suitable for operation at low temperatures
- High luminous flux for sophisticated lighting tasks
- Easy installation
- No bending thanks to glass technology

¹ L70/B50 | ² Energy efficiency class (EEC) on a scale of A++ (highest efficiency) to E (lowest efficiency)



SubstiTUBE Value UN - LED tubes for electronic and electromagnetic control gears

Product name	Static Code	GTIN (EAN)											
--------------	-------------	------------	--	--	--	--	--	--	--	--	--	--	--

SubstiTUBE Value UN														
ST8V-UN 8 W/3000K 600 mm	T8V230U	4058075137400	G13	600	8	720	90	3000	160	80	30000	A+	10	1
ST8V-UN 8 W/4000K 600 mm	T8V240U	4058075137424	G13	600	8	800	100	4000	160	80	30000	A+	10	1
ST8V-UN 8 W/6500K 600 mm	T8V265U	4058075137448	G13	600	8	800	100	6500	160	80	30000	A+	10	1

SubstiTUBE Value UN														
ST8V-UN 16 W/3000K 1200 mm	T8V430U	4058075137462	G13	1200	16	1550	96	3000	160	80	30000	A+	10	1
ST8V-UN 16 W/4000K 1200 mm	T8V440U	4058075137486	G13	1200	16	1700	106	4000	160	80	30000	A+	10	1
ST8V-UN 16 W/6500K 1200 mm	T8V465U	4058075137509	G13	1200	16	1700	106	6500	160	80	30000	A+	10	1

SubstiTUBE Value UN														
ST8V-UN 19 W/3000K 1500 mm	T8V530U	4058075137523	G13	1500	19	1800	94	3000	160	80	30000	A+	10	1
ST8V-UN 19 W/4000K 1500 mm	T8V540U	4058075137547	G13	1500	19	2000	105	4000	160	80	30000	A+	10	1
ST8V-UN 19 W/6500K 1500 mm	T8V565U	4058075137561	G13	1500	19	2000	105	6500	160	80	30000	A+	10	1

- Also suitable for operation at low temperatures
- Easy installation
- No bending thanks to glass technology

¹ L70/B50 | ² Energy efficiency class (EEC) on a scale of A++ (highest efficiency) to E (lowest efficiency)



SubstiTUBE T5 UN - LED tubes for electronic and electromagnetic control gears

Product name	Static Code	GTIN (EAN)											
--------------	-------------	------------	--	--	--	--	--	--	--	--	--	--	--

SubstiTUBE T5 HO UN														
ST5HO-UN 26 W/3000K 1149 mm	T5H05430U	4058075137905	G5	1149	26	3600	138	3000	160	83	60000	A++	10	1
ST5HO-UN 26 W/4000K 1100 mm	T5H05440U	4058075137929	G5	1149	26	4000	153	4000	160	83	60000	A++	10	1
ST5HO-UN 26 W/6500K 1100 mm	T5H05465U	4058075137943	G5	1149	26	4000	153	6500	160	83	60000	A++	10	1
ST5HO-UN 26 W/3000K 1400 mm	T5H04930U	4058075137967	G5	1449	26	3600	138	3000	160	83	60000	A++	10	1
ST5HO-UN 26 W/4000K 1400 mm	T5H04940U	4058075137981	G5	1449	26	4000	153	4000	160	83	60000	A++	10	1
ST5HO-UN 26 W/6500K 1400 mm	T5H04965U	4058075138001	G5	1449	26	4000	153	6500	160	83	60000	A++	10	1
ST5HO-UN 37 W/3000K 1449 mm	T5H08030U	4058075137844	G5	1449	37	5050	136	3000	160	83	60000	A++	10	1
ST5HO-UN 37 W/4000K 1400 mm	T5H08040U	4058075137868	G5	1449	37	5600	151	4000	160	83	60000	A++	10	1
ST5HO-UN 37 W/6500K 1400 mm	T5H08065U	4058075137882	G5	1449	37	5600	151	6500	160	83	60000	A++	10	1

SubstiTUBE T5 HE UN														
ST5HE-UN 7 W/3000K 549.0 mm	T5HE1430U	4058075138209	G5	549	7	900	128	3000	160	83	60000	A++	10	1
ST5HE-UN 7 W/4000K 500 mm	T5HE1440U	4058075138223	G5	549	7	1000	142	4000	160	83	60000	A++	10	1
ST5HE-UN 7 W/6500K 500 mm	T5HE1465U	4058075138247	G5	549	7	1000	142	6500	160	83	60000	A++	10	1
ST5HE-UN 10 W/3000K 849.0 mm	T5HE2130U	4058075138148	G5	849	10	1350	135	3000	160	83	60000	A++	10	1
ST5HE-UN 10 W/4000K 800 mm	T5HE2140U	4058075138162	G5	849	10	1500	150	4000	160	83	60000	A++	10	1
ST5HE-UN 10 W/6500K 800 mm	T5HE2165U	4058075138186	G5	849	10	1500	150	6500	160	83	60000	A++	10	1
ST5HE-UN 17 W/3000K 1149 mm	T5HE2830U	4058075138087	G5	1149	17	2350	138	3000	160	83	60000	A++	10	1
ST5HE-UN 17 W/4000K 1100 mm	T5HE2840U	4058075138100	G5	1149	17	2600	152	4000	160	83	60000	A++	10	1
ST5HE-UN 17 W/6500K 1100 mm	T5HE2865U	4058075138124	G5	1149	17	2600	152	6500	160	83	60000	A++	10	1
ST5HE-UN 18 W/3000K 1449 mm	T5HE3530U	4058075138025	G5	1449	18	2550	141	3000	160	83	60000	A++	10	1
ST5HE-UN 18 W/4000K 1400 mm	T5HE3540U	4058075138049	G5	1449	18	2800	155	4000	160	83	60000	A++	10	1
ST5HE-UN 18 W/6500K 1400 mm	T5HE3565U	4058075138063	G5	1449	18	2800	155	6500	160	83	60000	A++	10	1

- No bending thanks to glass technology
- Also suitable for operation at low temperatures
- High luminous flux for sophisticated lighting tasks

¹ L70/B50 | ² Energy efficiency class (EEC) on a scale of A++ (highest efficiency) to E (lowest efficiency)



SubstiTUBE MOTION SENSOR - High performance LED tubes with integrated microwave sensor for electromagnetic control gears, shatterproof

Product name	Static Code	GTIN (EAN)	⊞	⊥ (mm)	W	lm	lm/W	K	△°	Ra	t _{in} ¹	Ⓜ ²	Ⓜ	💡 No.
--------------	-------------	------------	---	--------	---	----	------	---	----	----	------------------------------	----------------	---	-------

SubstiTUBE MOTION SENSOR														
ST8MS-EM 7.3 W/4000K 600 mm EM	T8MS240	4058075292413	G13	604	7.3	1100	150	4000	190	83	50000	A++	8	1

SubstiTUBE MOTION SENSOR														
ST8MS-EM 14 W/4000K 1200 mm EM	T8MS440	4058075292437	G13	1212	14	2100	150	4000	190	83	50000	A++	8	1

SubstiTUBE MOTION SENSOR														
ST8MS-EM 20.6 W/4000K 1500 mm EM	T8MS540	4058075292451	G13	1513	20.6	3100	150	4000	190	83	50000	A++	8	1

- Energy savings of up to 90 % compared to conventional fluorescent lamp
- Quick, simple and safe replacement of fluorescent lamps without rewiring the CCG
- No bending thanks to glass technology
- Shatter protection thanks to special PET coating

SubstiTUBE FOOD - High performance LED tubes for electromagnetic control gears, shatterproof, for food presentation

Product name	Static Code	GTIN (EAN)	⊞	⊥ (mm)	W	lm	lm/W	K	△°	Ra	t _{in} ¹	Ⓜ ²	Ⓜ	💡 No.
--------------	-------------	------------	---	--------	---	----	------	---	----	----	------------------------------	----------------	---	-------

SubstiTUBE FOOD														
ST8FOOD-EM 7.9 W/3300K 900 mm EM	T8FOOD333	4058075292475	G13	908	7.9	750	94	3300	190	80	50000	A+	10	1

SubstiTUBE FOOD														
ST8FOOD-EM 11.6 W/3300K 1200 mm EM	T8FOOD433	4058075292499	G13	1212	11.6	1100	94	3300	190	80	50000	A+	10	1

SubstiTUBE FOOD														
ST8FOOD-EM 17.9 W/3300K 1500 mm EM	T8FOOD533	4058075292512	G13	1513	17.9	1700	94	3300	190	80	50000	A+	10	1

- Food looks fresh and appetizing without unduly “beautifying” it
- No bending thanks to glass technology
- Quick, simple and safe replacement of fluorescent lamps without rewiring the CCG
- Energy savings of up to 60 % (compared to T8 fluorescent lamp on CCG)

¹ L70/B50 | ² Energy efficiency class (EEC) on a scale of A++ (highest efficiency) to E (lowest efficiency)



SubstiTUBE T9 EM - Circular LED tube for electromagnetic control gear and AC mains

Product name	Static Code	GTIN (EAN)	⊞	⊥ (mm)	W	lm	lm/W	K	△°	Ra	t _{in} ¹	Ⓜ ²	Ⓜ	💡 No.
--------------	-------------	------------	---	--------	---	----	------	---	----	----	------------------------------	----------------	---	-------

SubstiTUBE T9 EM														
ST9-EM 22 123° 12 W/4000K G10q	LEDT922840	4058075135444	G10q	205	12	1200	100	4000	123.00	80	30000	A+	10	1
ST9-EM 22 123° 12 W/6500K G10q	LEDT922865	4058075135468	G10q	205	12	1200	100	6500	123.00	80	30000	A+	10	1

SubstiTUBE T9 EM														
ST9-EM 32 123° 20 W/4000K G10q	LEDT932840	4058075135482	G10q	298	20	2000	100	4000	123.00	80	30000	A+	10	2
ST9-EM 32 123° 20 W/6500K G10q	LEDT932865	4058075135505	G10q	298	20	2000	100	6500	123.00	80	30000	A+	10	2

- Quick, simple and safe replacement without rewiring
- Energy savings of up to 50% (compared to T9 fluorescent lamp on CCG)
- Also suitable for operation at low temperatures

SubstiTUBE U-Shape - U-shaped LED tubes for electromagnetic control gears

Product name	Static Code	GTIN (EAN)	⊞	⊥ (mm)	W	lm	lm/W	K	△°	Ra	t _{in} ¹	Ⓜ ²	Ⓜ	💡 No.
--------------	-------------	------------	---	--------	---	----	------	---	----	----	------------------------------	----------------	---	-------

SubstiTUBE U-Shape														
ST8U-EM 8 W/4000K 300 mm	LEDT8U1830	4058075284685	2G13	305	8	1100	137	4000	130	80	50000	A++	10	3

SubstiTUBE U-Shape														
ST8U-EM 20 W/4000K 600 mm	LEDT8U3640	4058075284708	2G13	602	20	2750	137	4000	130	80	50000	A++	10	4

- Quick, simple and safe replacement without rewiring
- Energy savings of up to 65 % (compared to T8 fluorescent lamp on CCG)
- Instant-on light, therefore ideally suitable in combination with sensor technology
- Very high resistance to switching loads

¹ L70/B50 | ² Energy efficiency class (EEC) on a scale of A++ (highest efficiency) to E (lowest efficiency)



HQL LED PRO - LED replacement for HID lamps for outdoor application

Product name	Static Code	GTIN (EAN)	wΔW	⊞	W	lm	K	Ra	$\frac{l}{\text{mm}}$	t _{in} ¹	$\frac{l}{\text{mm}}$ ²	
--------------	-------------	------------	-----	---	---	----	---	----	-----------------------	------------------------------	------------------------------------	--

HQL LED PRO – 50W-/80W-/125W-Replacement

HQL LED 1800 lm 16 W/2700K E27	HQL1800E27/827	4058075362949	50	E27	16	1800	2700	80	153	50000	A+	6	1
HQL LED 2000 lm 16 W/4000K E27	HQL2000E27/840	4058075362963	50	E27	16	2000	4000	80	153	50000	A++	6	1
HQL LED 2700 lm 23 W/2700K E27	HQL2700E27/827	4058075124806	50	E27	23	2700	2700	80	145	50000	A+	6	2
HQL LED 3000 lm 23 W/4000K E27	HQL3000E27/840	4058075124783	50	E27	23	3000	4000	80	145	50000	A++	6	2
HQL LED 3600 lm 30 W/2700K E27	HQL3600E27/827	4058075124844	80	E27	30	3600	2700	80	170	50000	A++	6	3
HQL LED 4000 lm 30 W/4000K E27	HQL4000E27/840	4058075124820	80	E27	30	4000	4000	80	170	50000	A++	6	3
HQL LED 5400 lm 46 W/2700K E27	HQL5400E27/827	4058075124868	125	E27	46	5400	2700	80	195	50000	A+	6	4
HQL LED 6000 lm 46 W/4000K E27	HQL6000E27/840	4058075127234	125	E27	46	6000	4000	80	195	50000	A++	6	4

HQL LED PRO – 125W-/250W-Replacement

HQL LED 5400 lm 46 W/2700K E40	HQL5400E40/827	4058075124967	125	E40	46	5400	2700	80	204	50000	A+	6	5
HQL LED 6000 lm 46 W/4000K E40	HQL6000E40/827	4058075124943	125	E40	46	6000	4000	80	204	50000	A++	6	5
HQL LED 11700 lm 95 W/2700K E40	HQL11700E40/827	4058075125001	250	E40	95	11700	2700	80	270	50000	A++	6	6
HQL LED 13000 lm 95 W/4000K E40	HQL13000E40/840	4058075124981	250	E40	95	13000	4000	80	270	50000	A++	6	6

- Replacement for HQL: Suitable for operation with conventional control gear for HQL
- Replacement for other HID: Suitable for operation with line voltage without control gear
- Saves up to 78 % energy when used as replacement for mercury vapor lamps (HQL)
- Effective thermal management for wide operating temperature range

¹ L70/B50 | ² Energy efficiency class (EEC) on a scale of A++ (highest efficiency) to E (lowest efficiency)



HQL LED HIGHBAY - LED replacement for HID lamps for high-bay luminaires

Product name	Static Code	GTIN (EAN)	wΔW	⊞	W	lm	K	Ra	$\frac{l}{\text{mm}}$	t _{in} ¹	$\frac{l}{\text{mm}}$ ²	
--------------	-------------	------------	-----	---	---	----	---	----	-----------------------	------------------------------	------------------------------------	--

HQL LED HIGHBAY – 250W-/400W-Replacement

HQL HIGHBAY 250 120° 95 W/4000K E40	HB13000/840	4058075135864	250	E40	95	13000	4000	80	280	50000	A++	4	1
HQL HIGHBAY 400 120° 140 W/4000K E40	HB20000/840	4058075135888	400	E40	140	20000	4000	80	310	50000	A++	4	2

- Replacement for HQL: Suitable for operation with conventional control gear for HQL
- Replacement for other HID: Suitable for operation with line voltage without control gear
- Operating temperature: -20...50 °C
- Energy savings of up to 65 % when replacing mercury vapor lamps (HQL)

HQI LED HIGHBAY - LED replacement for HID lamps


Product name	Static Code	GTIN (EAN)	wΔW	⊞	W	lm	K	Ra	$\frac{l}{\text{mm}}$	t _{in} ¹	$\frac{l}{\text{mm}}$ ²	
--------------	-------------	------------	-----	---	---	----	---	----	-----------------------	------------------------------	------------------------------------	--

HQI LED HIGHBAY – 250W-/400W-Replacement

HQI HIGHBAY 250 120° 95 W/4000K E40	HB13000/840IG	4058075284722	250	E40	95	13000	4000	80	307	50000	A+	4	1
HQI HIGHBAY 400 120° 140 W/4000K E40	HB20000/840IG	4058075284746	400	E40	140	20000	4000	80	307	50000	A+	4	1

- Direct replacement for traditional HQI and NAV lamps thanks to CCG and ignitor compatibility
- Energy savings of up to 62 % when replacing traditional HQI lamps
- Operating temperature: -20...50 °C
- Effective thermal management for wide operating temperature range

¹ L70/B50 | ² Energy efficiency class (EEC) on a scale of A++ (highest efficiency) to E (lowest efficiency)



OSRAM DULUX D LED EM - LED replacement for CFLni, 2 tubes, with 2-pin G24d base for CCG and AC mains operation

Product name	Static Code	GTIN (EAN)	w±W	≡	W	lm	K	Ra	$\frac{l}{\text{pin}}$	t(h)	$\frac{l}{\text{pin}}$	$\frac{l}{\text{pin}}$	No.
--------------	-------------	------------	-----	---	---	----	---	----	------------------------	------	------------------------	------------------------	-----

OSRAM DULUX D LED EM – 13W-Replacement

DULUX D LED EM 13 5 W/3000K G24d-1	LEDDD13830	4058075135086	13	G24d-1	5	550	3000	80	148	30000	A++	10	1
DULUX D LED EM 13 5 W/4000K G24d-1	LEDDD13840	4058075135109	13	G24d-1	5	600	4000	80	148	30000	A++	10	1

OSRAM DULUX D LED EM – 18W-Replacement

DULUX D LED EM 18 7 W/3000K G24d-2	LEDDD18830	4058075024915	18	G24d-2	7	640	3000	>83	147.5	30000	A+	10	2
DULUX D LED EM 18 7 W/4000K G24d-2	LEDDD18840	4058075024939	18	G24d-2	7	700	4000	>83	147.5	30000	A+	10	2

OSRAM DULUX D LED EM – 26W-Replacement

DULUX D LED EM 26 10 W/3000K G24d-3	LEDDD26830	4058075024977	26	G24d-3	10	920	3000	>83	170.5	30000	A+	10	3
DULUX D LED EM 26 10 W/4000K G24d-3	LEDDD26840	4058075024991	26	G24d-3	10	1000	4000	>83	170.5	30000	A+	10	3

- LED replacement for conventional compact fluorescent lamps for use in CCG luminaires or on AC mains
- Quick, simple and safe replacement without rewiring
- Rotatable base around its longitudinal axis ($\pm 90^\circ$)
- Low energy consumption

OSRAM DULUX D/E LED HF - LED replacement for CFLni, 2 tubes, with 4-pin G24q base for ECG and AC mains operation

Product name	Static Code	GTIN (EAN)	w±W	≡	W	lm	K	Ra	$\frac{l}{\text{pin}}$	t(h)	$\frac{l}{\text{pin}}$	$\frac{l}{\text{pin}}$	No.
--------------	-------------	------------	-----	---	---	----	---	----	------------------------	------	------------------------	------------------------	-----

OSRAM DULUX D/E LED HF – 18W-Replacement

DULUX D/E LED HF 7 W/3000K	LEDDDE18830	4058075135208	18	G24q-2	7	640	3000	80	148	30000	A+	10	4
DULUX D/E LED HF 7 W/4000K	LEDDDE18840	4058075135222	18	G24q-2	7	700	4000	80	148	30000	A+	10	4

OSRAM DULUX D/E LED HF – 26W-Replacement

DULUX D/E LED HF 10 W/3000K	LEDDDE26830	4058075135246	26	G24q-3	10	920	3000	80	171	30000	A+	10	5
DULUX D/E LED HF 10 W/4000K	LEDDDE26840	4058075135260	26	G24q-3	10	1000	4000	80	171	30000	A+	10	5

- LED replacement for conventional compact fluorescent lamps for use in ECG luminaires or on AC mains
- Quick, simple and safe replacement
- Rotatable base around its longitudinal axis ($\pm 90^\circ$)
- Low energy consumption

¹ L70/B50 | ² Energy efficiency class (EEC) on a scale of A++ (highest efficiency) to E (lowest efficiency)



OSRAM DULUX S LED EM - LED replacement for short CFLni, with 2-pin G23 base for CCG and AC mains operation

Product name	Static Code	GTIN (EAN)	w±W	≡	W	lm	K	Ra	$\frac{l}{\text{pin}}$	t(h)	$\frac{l}{\text{pin}}$	$\frac{l}{\text{pin}}$	No.
--------------	-------------	------------	-----	---	---	----	---	----	------------------------	------	------------------------	------------------------	-----

OSRAM DULUX S LED EM – 9W-/11W-Replacement

DULUX S LED EM 4.5 W/3000K	LEDDS9830	4058075135284	9	G23	4.5	450	3000	>80	166	30000	A+	10	1
DULUX S LED EM 4.5 W/4000K	LEDDS9840	4058075135307	9	G23	4.5	500	4000	>80	166	30000	A+	10	1
DULUX S LED EM 6 W/3000K	LEDDS11830	4058075135321	11	G23	6	630	3000	>80	237	30000	A+	10	2
DULUX S LED EM 6 W/4000K	LEDDS11840	4058075135345	11	G23	6	700	4000	>80	237	30000	A++	10	2

- LED replacement for conventional compact fluorescent lamps for use in CCG luminaires or on AC mains
- Quick, simple and safe replacement without rewiring
- Low energy consumption
- Easy relamping thanks to compact design

OSRAM DULUX L LED HF - LED replacement for CFLni, with 4-pin 2G11 base for ECG and AC mains operation


Product name	Static Code	GTIN (EAN)	w±W	≡	W	lm	K	Ra	$\frac{l}{\text{pin}}$	t(h)	$\frac{l}{\text{pin}}$	$\frac{l}{\text{pin}}$	No.
--------------	-------------	------------	-----	---	---	----	---	----	------------------------	------	------------------------	------------------------	-----

OSRAM DULUX L LED HF – 18W-/36W-/55W-Replacement

DULUX L LED HF 7 W/3000K	LEDDL18830	4058075135369	18	2G11	7	900	3000	80	229.4	30000	A++	10	3
DULUX L LED HF 7 W/4000K	LEDDL18840	4058075135383	18	2G11	7	1000	4000	80	229.4	30000	A++	10	3
DULUX L LED HF 18 W/3000K	LEDDL36830	4058075135406	36	2G11	18	2070	3000	80	413.4	30000	A+	10	4
DULUX L LED HF 18 W/4000K	LEDDL36840	4058075135420	36	2G11	18	2300	4000	80	413.4	30000	A++	10	4
DULUX L LED HF 24 W/3000K 500 mm	LEDDL55830	4058075260887	55	2G11	24	3000	3000	80	535	30000	A++	10	5
DULUX L LED HF 24 W/4000K 500 mm	LEDDL55840	4058075260900	55	2G11	24	3300	4000	80	535	30000	A++	10	5

- LED replacement for conventional compact fluorescent lamps for use in ECG luminaires or on AC mains
- Quick, simple and safe replacement
- Simple replacement thanks to similar design as conventional compact fluorescent lamps
- Low energy consumption

¹ L70/B50 | ² Energy efficiency class (EEC) on a scale of A++ (highest efficiency) to E (lowest efficiency)



PARATHOM DIM LINE R7s - Dimmable double-ended special LED lamps

Product name	Static Code	GTIN (EAN)	wΔW	⊘	W	lm	K	Ra	1	↓ (lm)	t ₉₀ ²	3	4	5	6
--------------	-------------	------------	-----	---	---	----	---	----	---	--------	------------------------------	---	---	---	---

PARATHOM DIM LINE R7s – dimmable¹, 75W-/100W-/125W-/150W-Replacement

P DIM LINE 78.0 mm 75 8.5 W/2700K R7s	R7s75D827/78	4058075811874	75	R7s	8.5	1055	2700	80	✓	78	25000	A++	20	1
P DIM LINE 78.0 mm 100 11.5 W/2700K R7s	R7s100D827/78	4058075169050	100	R7s	11.5	1521	2700	80	✓	78	15000	A++	20	2
P DIM LINE 118.0 mm 125 15 W/2700K R7s	R7s125D827/118	4058075811850	125	R7s	15	2000	2700	80	✓	118	25000	A++	20	3
P DIM LINE 118.0 mm 150 17.5 W/2700K R7s	R7s155D827/118	4058075271999	150	R7s	17.5	2452	2700	80	✓	118	15000	A++	20	4

- Five year guarantee
- Low energy consumption
- Good all-around light emission
- Fits into most R7s luminaires thanks to excentric base

PARATHOM LINE R7s - Double-ended special LED lamps

Product name	Static Code	GTIN (EAN)	wΔW	⊘	W	lm	K	Ra	1	↓ (lm)	t ₉₀ ²	3	4	5	6
--------------	-------------	------------	-----	---	---	----	---	----	---	--------	------------------------------	---	---	---	---

PARATHOM LINE R7s – 60W-/75W-/100W-/125W-/150W-Replacement

P LINE 78.0 mm 60 7 W/2700K R7s	R7s60827/78	4058075812192	60	R7s	7	806	2700	80	78	15000	A++	20	1
P LINE 78.0 mm 75 8 W/2700K R7s	R7s75827/78	4058075812178	75	R7s	8	1055	2700	80	78	15000	A++	20	1
P LINE 78.0 mm 100 11.5 W/2700K R7s	R7s100827/78	4058075169029	100	R7s	11.5	1521	2700	80	78	15000	A++	20	2
P LINE 118.0 mm 100 12.5 W/2700K R7s	R7s100827/118	4058075812116	100	R7s	12.5	1521	2700	80	118	15000	A++	20	3
P LINE 118.0 mm 125 15 W/2700K R7s	R7s125827/118	4058075812130	125	R7s	15	2000	2700	80	118	15000	A++	20	3
P LINE 118.0 mm 150 17.5 W/2700K R7s	R7s150827/118	4058075168992	150	R7s	17.5	2452	2700	80	118	15000	A++	20	4

- Long lifetime of up to 15,000 h
- Low energy consumption
- Four year guarantee
- Good all-around light emission

LED GX53 - Flat LED Lamp with GX53 socket


Product name	Static Code	GTIN (EAN)	wΔW	⊘	W	lm	K	Ra	1	↓ (lm)	t ₉₀ ²	3	4	5	6
--------------	-------------	------------	-----	---	---	----	---	----	---	--------	------------------------------	---	---	---	---

LED GX53 – 25W-/40W-Replacement

P GX53 25 100° 3.5 W/2700K GX53	GX5325827	4058075105591	25	GX53	3.5	270	2700	80	31	15000	A+	10	5
P GX53 40 100° 6 W/2700K GX53	GX5340827	4058075105577	40	GX53	6	470	2700	80	31	15000	A+	10	5
P GX53 40 100° 6 W/4000K GX53	GX5340840	4058075105553	40	GX53	6	470	4000	80	31	15000	A+	10	5

- Compact dimensions
- Easy installation
- Excellent luminous efficiency
- Good quality of light

¹ LED lamps can be operated with a wide variety of commercially available dimmers; details and results of compatibility tests can be seen at www.ledvance.com/dim and in the additional technical product information sheets linked there | ² L70/B50 | ³ Energy efficiency class (EEC) on a scale of A++ (highest efficiency) to E (lowest efficiency)



CIRCOLUX LED - Circular LED lamps with E27 screw base

Product name	Static Code	GTIN (EAN)	wΔW	⊘	W	lm	K	Ra	1	↓ (lm)	t ₉₀ ²	3	4	5	6
--------------	-------------	------------	-----	---	---	----	---	----	---	--------	------------------------------	---	---	---	---

CIRCOLUX LED – 100W-Replacement

CIR 100 160° 17 W/2700K E27	LED10027E27	4058075271708	100	E27	17	1521	2700	80	86	15000	A+	4	1
-----------------------------	-------------	---------------	-----	-----	----	------	------	----	----	-------	----	---	---

- High luminous flux
- Long lifetime of up to 15,000 h
- Low energy consumption
- Three year guarantee

LED SPECIAL T SLIM - Slim LED lamps with B15d base

Product name	Static Code	GTIN (EAN)	wΔW	⊘	W	lm	K	Ra	1	↓ (lm)	t ₉₀ ²	3	4	5	6
--------------	-------------	------------	-----	---	---	----	---	----	---	--------	------------------------------	---	---	---	---

LED SPECIAL T SLIM – 60W-Replacement

SPC.T SLIM 60 320° 6.3 W/2700K B15d	TSLIM608CL27B15	4058075272026	60	B15d	6.3	806	2700	80	90	15000	A++	4	2
-------------------------------------	-----------------	---------------	----	------	-----	-----	------	----	----	-------	-----	---	---

- Easy replacement of halogen lamps thanks to compact design
- Ideal in particular for many small designer luminaires
- Long lifetime of up to 15,000 h
- Very low energy consumption

LEDinestra DIM - Dimmable tubular LED lamps

Product name	Static Code	GTIN (EAN)	wΔW	⊘	W	lm	K	Ra	1	↓ (lm)	t ₉₀ ²	3	4	5	6
--------------	-------------	------------	-----	---	---	----	---	----	---	--------	------------------------------	---	---	---	---

LEDinestra DIM – dimmable¹, 25W-/40W-Replacement

LEDinestra 4.5 W/2700K 300 mm FR	LEDIN25DS14d	4058075135543	25	S14d	4.5	250	2700	80	✓	300	25000	A	10	3
LEDinestra 7 W/2700K 500 mm FR	LEDIN40DS14d	4058075135581	40	S14d	7	470	2700	80	✓	500	25000	A	10	4

LEDinestra DIM – dimmable¹, 25W-/40W-/75W-Replacement

LEDinestra 4.5 W/2700K 300 mm FR	LEDIN25DS14s	4058075135529	25	S14s	4.5	250	2700	80	✓	300	25000	A	10	5
LEDinestra 7 W/2700K 500 mm FR	LEDIN40DS14s	4058075135567	40	S14s	7	470	2700	80	✓	500	25000	A	10	6
LEDinestra 15 W/2700K 1000 mm FR	LEDIN75DS14s	4058075135604	75	S14s	15	1055	2700	80	✓	1000	20000	A	10	6

- Very long lifetime of up to 25,000 h
- Low energy consumption
- Good colour rendering

¹ LED lamps can be operated with a wide variety of commercially available dimmers; details and results of compatibility tests can be seen at www.ledvance.com/dim and in the additional technical product information sheets linked there | ² L70/B50 | ³ Energy efficiency class (EEC) on a scale of A++ (highest efficiency) to E (lowest efficiency)



LEDInestra - Tubular LED lamps Non-DIMMABLE

Product name	Static Code	GTIN (EAN)	wΔW	⊞	W	lm	K	Ra	$\frac{l}{\text{mm}}$	t(h) ¹	$\frac{l}{\text{mm}}$ ²		
--------------	-------------	------------	-----	---	---	----	---	----	-----------------------	-------------------	------------------------------------	--	--

LEDInestra – 25W-/40W-Replacement

LEDInestra 25 200° 3.5 W/2700K S14d	LEDIN25S14d	4058075817753	25	S14d	3.5	260	2700	80	300	15000	A+	10	1
LEDInestra 40 200° 6 W/2700K S14d	LEDIN40S14d	4058075817791	40	S14d	6	470	2700	80	500	15000	A+	10	2

LEDInestra – 25W-/40W-Replacement

LEDInestra 25 200° 3.5 W/2700K S14s	LEDIN25S14s	4058075817739	25	S14s	3.5	260	2700	80	300	15000	A+	10	3
LEDInestra 40 200° 6 W/2700K S14s	LEDIN40S14s	4058075817777	40	S14s	6	470	2700	80	500	15000	A+	10	4

- Long lifetime of up to 15,000 h
- Low energy consumption
- Good colour rendering

PARATHOM DIM LED PIN G4 12 V² - Dimmable low-voltage 12 V² LED lamps with retrofit pin base G4

Product name	Static Code	GTIN (EAN)	wΔW	⊞	W	lm	K	Ra	$\frac{l}{\text{mm}}$	t(h) ¹	$\frac{l}{\text{mm}}$ ²	$\frac{l}{\text{mm}}$ ³	$\frac{l}{\text{mm}}$ ⁴		
--------------	-------------	------------	-----	---	---	----	---	----	-----------------------	-------------------	------------------------------------	------------------------------------	------------------------------------	--	--

PARATHOM DIM LED PIN G4 12 V² – dimmable¹, 20W-Replacement

P DIM PIN 20 320° 2 W/2700K G4	G420DCL827	4058075271746	20	G4	2	200	2700	80	✓	40	25000	A++	20	1
--------------------------------	------------	---------------	----	----	---	-----	------	----	---	----	-------	-----	----	---

- Very long lifetime of up to 25,000 h
- Very low energy consumption
- Easy replacement of halogen lamps thanks to compact design
- Ideal for decorative and free-burning applications

PARATHOM LED PIN G4 12 V² - Low-voltage 12 V² LED lamps with retrofit pin base G4

Product name	Static Code	GTIN (EAN)	wΔW	⊞	W	lm	K	Ra	$\frac{l}{\text{mm}}$	t(h) ¹	$\frac{l}{\text{mm}}$ ²	$\frac{l}{\text{mm}}$ ³	$\frac{l}{\text{mm}}$ ⁴		
--------------	-------------	------------	-----	---	---	----	---	----	-----------------------	-------------------	------------------------------------	------------------------------------	------------------------------------	--	--

PARATHOM LED PIN G4 12 V² – 10W-/20W-/28W-Replacement

P PIN 10 0.9 W/2700K G4	G410CL827	4058075811959	10	G4	0.9	100	2700	80	33	15000	A++	20	2
P PIN 20 1.8 W/2700K G4	G420CL827	4058075811430	20	G4	1.8	200	2700	80	36	15000	A++	20	3
P PIN 30 2.4 W/2700K G4	G430CL827	4058075811492	28	G4	2.4	300	2700	80	44	15000	A++	20	4

- Long lifetime of up to 15,000 h
- Low energy consumption
- Ideal for decorative and free-burning applications

PARATHOM LED PIN GY6.35 12 V² - Low voltage 12V² LED lamps with retrofit pin base GY6.35

Product name	Static Code	GTIN (EAN)	wΔW	⊞	W	lm	K	Ra	$\frac{l}{\text{mm}}$	t(h) ¹	$\frac{l}{\text{mm}}$ ²	$\frac{l}{\text{mm}}$ ³	$\frac{l}{\text{mm}}$ ⁴		
--------------	-------------	------------	-----	---	---	----	---	----	-----------------------	-------------------	------------------------------------	------------------------------------	------------------------------------	--	--

PARATHOM LED PIN GY6.35 12 V² – 28W-/35W-Replacement

P PIN 30 2.4 W/2700K GY6.35	GY630CL827	4058075812017	28	GY6.35	2.4	300	2700	80	57	15000	A++	20	5
P PIN 35 3.3 W/2700K GY6.35	GY635CL827	4058075271944	35	GY6.35	3.3	400	2700	80	50	15000	A++	20	6

- Long lifetime of up to 15,000 h
- Low energy consumption
- Ideal for decorative and free-burning applications

¹ L70/B50 | ² Energy efficiency class (EEC) on a scale of A++ (highest efficiency) to E (lowest efficiency)

¹ LED lamps can be operated with a wide variety of commercially available dimmers; details and results of compatibility tests can be seen at www.ledvance.com/dim and in the additional technical product information sheets linked there | ² Compatible with many commercially available electronic switchgear devices. Details can be seen at www.ledvance.com/low-voltage-led-lamps | ³ L70/B50 | ⁴ Energy efficiency class (EEC) on a scale of A++ (highest efficiency) to E (lowest efficiency)



PARATHOM DIM LED PIN G9 - Dimmable LED lamps with retrofit pin base G9

Product name	Static Code	GTIN (EAN)	wΔW	€	W	lm	K	Ra	1	↓	tDn	2	3	4	5
--------------	-------------	------------	-----	---	---	----	---	----	---	---	-----	---	---	---	---

PARATHOM DIM LED PIN G9 – dimmable¹, 32W-/40W-Replacement

P DIM PIN 32 3.5 W/2700K G9	G932DCL827	4058075811553	32	G9	3.5	350	2700	80	✓	58	25000	A++	20	1
P DIM PIN 40 4.4 W/2700K G9	G940DCL827	4058075271791	40	G9	4.4	470	2700	80	✓	59	25000	A++	20	2

- Very long lifetime of up to 25,000 h
- Very low energy consumption
- Ideal for decorative and free-burning applications

PARATHOM LED PIN G9 - LED lamps with retrofit pin base G9 Non-DIMMABLE

Product name	Static Code	GTIN (EAN)	wΔW	€	W	lm	K	Ra	1	↓	tDn	2	3	4	5
--------------	-------------	------------	-----	---	---	----	---	----	---	---	-----	---	---	---	---

PARATHOM LED PIN G9 – 20W-/30W-/40W-/48W-Replacement

P PIN 20 1.9 W/2700K G9	G920CL827	4058075811454	20	G9	1.9	200	2700	80	46	15000	A++	20	3
P PIN 30 2.6 W/2700K G9	G930CL827	4058075811515	30	G9	2.6	320	2700	80	52	15000	A++	20	4
P PIN 30 2.6 W/4000K G9	G930CL840	4058075812697	30	G9	2.6	320	4000	80	52	15000	A++	20	4
P PIN 40 3.8 W/2700K G9	G940CL827	4058075811812	40	G9	3.8	470	2700	80	58	15000	A++	20	1
P PIN 40 3.8 W/4000K G9	G940CL840	4058075812710	40	G9	3.8	470	4000	80	58	15000	A++	20	1
P PIN 50 4.8 W/2700K G9	G950CL827	4058075271845	48	G9	4.8	600	2700	80	59	15000	A++	20	5
P PIN 50 4.8 W/4000K G9	G950CL840	4058075271890	48	G9	4.8	600	4000	80	59	15000	A++	20	5

- Long lifetime of up to 15,000 h
- Very low energy consumption
- Ideal for decorative and free-burning applications

PARATHOM SPECIAL T26 - Special LED lamps for refrigerators

Product name	Static Code	GTIN (EAN)	wΔW	€	W	lm	K	Ra	1	↓	tDn	2	3	4	5
--------------	-------------	------------	-----	---	---	----	---	----	---	---	-----	---	---	---	---

PARATHOM SPECIAL T26 – 12W-/20W-/25W-/40W-Replacement

P SPC.T26 10 1.3 W/2700K E14	PYG10FC827E14	4058075042384	12	E14	1.3	110	2700	80	63	8000	A++	20	6
P SPC.T26 20 2.3 W/2700K E14	PYG20FR827E14	4052899961289	20	E14	2.3	200	2700	80	63	15000	A++	20	7
P SPC.T26 20 2.3 W/6500K E14	PYG20FR865E14	4052899961302	20	E14	2.3	200	6500	80	63	15000	A++	20	7
P SPC.T26 25 2.8 W/2700K E14	PYG25FC827E14	4058075133471	25	E14	2.8	250	2700	80	63	10000	A++	20	8
P SPC.T26 25 2.8 W/6500K E14	PYG25FC865E14	4058075133426	25	E14	2.8	250	6500	80	63	10000	A++	20	8
P SPC.T26 40 4 W/2700K E14	PYG40FC827E14	4058075133525	40	E14	4	470	2700	80	80	15000	A++	20	9

- Low energy consumption
- Good all-around light emission
- Extremely small dimensions

¹ LED lamps can be operated with a wide variety of commercially available dimmers; details and results of compatibility tests can be seen at www.ledvance.com/dim and in the additional technical product information sheets linked there | ² L70/B50 | ³ Energy efficiency class (EEC) on a scale of A++ (highest efficiency) to E (lowest efficiency)



PARATHOM Retrofit CLASSIC A - LED lamps with filament-style LED technology

Product name	Static Code	GTIN (EAN)	wΔW	€	W	lm	K	Ra	1	↓	tDn	2	3	4	5
--------------	-------------	------------	-----	---	---	----	---	----	---	---	-----	---	---	---	---

PARATHOM Retrofit CLASSIC A (GLS) DIM – dimmable¹, 40W-/60W-/75W-/100W-Replacement

P CLAS A 40 CL 4.5 W/2700K E27	A40DFC827E27	4058075287303	40	E27	4.5	470	2700	80	✓	15000	A++	10	4
P CLAS A 40 FR 4.5 W/2700K E27	A40DF827E27	4058075287327	40	E27	4.5 <td>470</td> <td>2700</td> <td>80</td> <td>✓</td> <td>15000</td> <td>A++</td> <td>10</td> <td>5</td>	470	2700	80	✓	15000	A++	10	5
P CLAS A 60 7 W/2700K B22d	A60DFC827B22	4058075287440	60	B22d	7	806	2700	80	✓	15000	A++	6	1
P CLAS A 60 7 W/2700K B22d	A60DF827B22	4058075287464	60	B22d	7	806	2700	80	✓	15000	A++	6	2
P CLAS A 60 CL 7 W/2700K E27	A60DFC827E27	4058075287389	60	E27	7	806	2700	80	✓	15000	A++	10	3
P CLAS A 60 7 W/2700K E27	A60DF827E27	4058075287402	60	E27	7	806	2700	80	✓	15000	A++	10	5
P CLAS P 60 7 W/4000K E27	A60DF840E27	4058075287426	60	E27	7	806	4000	80	✓	15000	A++	10	10
P CLAS A 75 8.5 W/2700K E27	A75DFC827E27	4058075287587	75	E27	8.5	1055	2700	80	✓	15000	A++	10	6
P CLAS A 75 8.5 W/2700K E27	A75DF827E27	4058075287600	75	E27	8.5	1055	2700	80	✓	15000	A++	10	5
P CLAS A 75 8.5 W/4000K E27	A75DF840E27	4058075287624	75	E27	8.5	1055	4000	80	✓	15000	A++	10	5
LED SUPERSTAR CL A GL FR 75 dim 8,5W/827 B22d	A75DF827B22	4058075107687	75	B22d	9	1055	2700	80	✓	15000	A++	10	8
P CLAS A 100 12 W/2700K E27	A100DFC827E27	4058075288362	100	E27	12	1521	2700	80	✓	15000	A++	10	7
P CLAS A 100 12 W/2700K E27	A100DF827E27	4058075288386	100	E27	12	1521	2700	80	✓	15000	A++	10	5
LED SUPERSTAR CL A GL FR 100 dim 12W/827 B22d	A100DF827B22	4058075289055	100	B22d	12	1521	2700	80	✓	15000	A++	6	11
LED SUPERSTAR CL A GL FR 100 dim 12W/840 E27	A100DF840E27	4058075289093	100	E27	12	1521	4000	80	✓	15000	A++	6	10

LED GLS PRO LAMPS

P CLAS A 40 CL 5 W/2700K E27	A40DFC927E27	4058075134447	40	E27	5	470	2700	95	✓	15000	A+	10	3
P CLAS A 60 CL 8 W/2700K E27	A60DFC927E27	4058075134485	60	E27	8	806	2700	95	✓	15000	A+	10	3

PARATHOM Retrofit CLASSIC A – 40W-/60W-/75W-/100W-/150W-Replacement

P CLAS A 40 4 W/2700K B22d	A40FC827B22	4058075061651	40	B22d	4	470	2700	80	-	15000	A++	10	1
P CLAS A 40 FR 4 W/2700K B22d	A40FF827B22	4058075061736	40	B22d	4	470	2700	80	-	15000	A++	10	8
P RF CLAS A 40 4 W/2700K E27	A40FC827E27	4052899961722	40	E27	4	470	2700	80	-	15000	A++	10	4
P CLAS A 40 4 W/2700K E27	A40FF827E27	4058075817135	40	E27	4	470	2700	80	-	15000	A++	10	9
P CLAS A 40 4 W/4000K E27	A40FC840E27	4058075287280	40	E27	4	470	4000	80	-	15000	A++	10	4
P CLAS A 40 4 W/4000K E27	A40FF840E27	4058075808584	40	E27	4	470	4000	80	-	15000	A++	10	9
P CLAS A 60 6.5 W/4000K E27	A60FC840E27	4058075817173	60	E27	6.5	806	4000	80	-	15000	A++	10	3
P CLAS A 60 CL 7 W/2700K B22d	A60FC827B22	4058075061675	60	B22d	7	806	2700	80	-	15000	A++	10	1
P CLAS A 60 FR 7 W/2700K B22d	A60FF827B22	4058075061798	60	B22d	7	806	2700	80	-	15000	A++	10	8
P CLAS A 60 7 W/2700K E27	A60FF827E27	4058075817234	60	E27	7	806	2700	80	-	15000	A++	10	9
P RF CLAS A 60 7 W/2700K E27	A60FC827E27	4052899961654	60	E27	7	806	2700	80	-	15000	A++	10	3
P CLAS A 60 7 W/4000K E27	A60FF840E27	4058075808416	60	E27	7	806	4000	80	-	15000	A++	10	9
P CLAS A 75 7.5 W/2700K E27	A75FC827E27	4058075287501	75	E27	7.5	1055	2700	80	-	15000	A++	10	6
P CLAS A 75 8 W/2700K E27	A75FF827E27	4058075287525	75	E27	7.5	1055	2700	80	-	15000	A++	10	9
P CLAS A 75 8 W/4000K E27	A75FC840E27	4058075287549	75	E27	7.5	1055	4000	80	-	15000	A++	10	6
P CLAS A 75 8 W/4000K E27	A75FF840E27	4058075287563	75	E27	7.5	1055	4000	80	-	15000	A++	10	9
P CLAS A 100 11 W/2700K E27	A100FC827E27	4058075287228	100	E27	11	1521	2700	80	-	10000	A++	10	7
P CLAS A 100 11 W/2700K E27	A100FF827E27	4058075287242	100	E27	11	1521	2700	80	-	10000	A++	10	9
P CLAS A 100 CL 11 W/4000K E27	A100FC840E27	4058075287266	100	E27	11	1521	4000	80	-	10000	A++	10	7
LED STAR CL A GL FR 100 non-dim 11W/827 B22d	A100FF827B22	4058075808508	100	B22d	11	1521	2700	80	-	10000	A++	6	8
P CLAS A 150 FR 15 W/2700K E27	A150FF827E27	4058075118294	150	E27	15	2500	2700	80	-	15000	A++	10	10
P CLAS A 150 15 W/4000K E27	A150FF840E27	4058075118218	150	E27	15	2500	4000	80	-	15000	A++	10	10

- Design, dimensions, luminous flux comparable to an incandescent or halogen lamp
- Very low energy consumption
- Robust against vibrations
- No UV and near-IR radiation in the light beam

¹ LED lamps can be operated with a wide variety of commercially available dimmers; details and results of compatibility tests can be seen at www.ledvance.com/dim and in the additional technical product information sheets linked there | ² L70/B50 | ³ Energy efficiency class (EEC) on a scale of A++ (highest efficiency) to E (lowest efficiency)



PARATHOM Retrofit CLASSIC B - LED lamps with filament-style LED technology

Product name	Static Code	GTIN (EAN)	wΔW	W	lm	K	Ra	1	t _{in}	2	3	4	5
--------------	-------------	------------	-----	---	----	---	----	---	-----------------	---	---	---	---

PARATHOM Retrofit CLASSIC B DIM – dimmable¹, 40W-/60W-Replacement

P CLAS B 40 FR 4.5 W/2700K B22d	B40DF827B22	4058075287884	40	B22d	4.5	470	2700	80	✓	15000	A++	10	1
P CLAS B 40 4.5 W/2700K E14	B40DFC827E14	4058075287822	40	E14	4.5	470	2700	80	✓	15000	A++	10	2
P CLAS B 40 4.5 W/2700K E14	B40DF827E14	4058075287846	40	E14	4.5	470	2700	80	✓	15000	A++	10	3
P CLAS B 40 CL 4.5 W/2700K E27	B40DFC827E27	4058075287860	40	E27	4.5	470	2700	80	✓	15000	A++	10	4
LED SUPERSTAR CL B GL FR 40 dim 5W/827 E27	B40DF827E27	4058075107649	40	E27	4.5	470	2700	80	✓	15000	A+	6	12
P CLAS B 60 6.5 W/2700K E14	B60DF827E14	4058075287907	60	E14	6.5	806	2700	80	✓	15000	A++	10	3

PARATHOM RETROFIT CLASSIC B (CANDLE) PRO DIM

P CLAS B 40 CL 5 W/2700K E14	B40DFC927E14	4058075134522	40	E14	5	470	2700	95	✓	15000	A+	10	2
------------------------------	--------------	---------------	----	-----	---	-----	------	----	---	-------	----	----	---

PARATHOM Retrofit CLASSIC B – 25W-/40W-/60W-Replacement

P CLAS B 25 2.5 W/2700K B22d	B25FC827B22	4058075287686	25	B22d	2.5	250	2700	80	-	15000	A++	10	6
P RF CLAS B 25 2.8 W/2700K E14	B25FC827E14	4058075287648	25	E14	2.5	250	2700	80	-	15000	A++	10	7
P RF CLAS B 25 FR 2.5 W/2700K E14	B25FF827E14	4058075287662	25	E14	2.5	250	2700	80	-	15000	A++	10	8
LED STAR CL B FIL 25 non-dim 2.5W/827 E27	B25FC827E27	4058075107625	25	E27	2.5	250	2700	80	-	15000	A++	6	4
LED STAR CL B GL FR 25 non-dim 2.5W/827 E27	B25FF827E27	4058075107601	25	E27	2.5	250	2700	80	-	15000	A++	6	12
P CLAS B 40 CL 4 W/2700K B22d	B40FC827B22	4058075287761	40	B22d	4	470	2700	80	-	15000	A++	10	6
P CLAS B 40 FR 4 W/2700K B22d	B40FF827B22	4058075061859	40	B22d	4	470	2700	80	-	15000	A++	10	1
P CLAS B 40 4 W/2700K E14	B40FC827E14	4058075287747	40	E14	4	470	2700	80	-	15000	A++	10	2
P CLAS B 40 4 W/2700K E14	B40FF827E14	4058075287785	40	E14	4	470	2700	80	-	15000	A++	10	8
P CLAS B 40 4 W/4000K E14	B40FC840E14	4058075287808	40	E14	4	470	4000	80	-	15000	A++	10	2
P CLAS B 40 4 W/2700K E27	B40FC827E27	4058075114302	40	E27	4	470	2700	80	-	15000	A++	6	9
LED STAR CL B GL FR 40 non-dim 4W/827 E27	B40FF827E27	4058075114265	40	E27	4	470	2700	80	-	15000	A++	10	12
P CLAS B 60 6.5 W/2700K E14	B60FC827E14	4058075288409	60	E14	6.5	806	2700	80	-	15000	A++	10	2
P CLAS B 60 6.5 W/2700K E14	B60FF827E14	4058075288423	60	E14	6.5	806	2700	80	-	15000	A++	10	3

PARATHOM Retrofit CLASSIC BA – 40W-Replacement

P RF CLAS BA 40 4 W/2700K E14	BA40FC827E14	4058075287204	40	E14	4	470	2700	80	-	15000	A++	10	10
-------------------------------	--------------	---------------	----	-----	---	-----	------	----	---	-------	-----	----	----

PARATHOM Retrofit CLASSIC BW – 40W-Replacement

P RF CLAS BW 40 4 W/2700K E14	BW40FC827E14	4058075287921	40	E14	4	470	2700	80	-	15000	A++	10	11
-------------------------------	--------------	---------------	----	-----	---	-----	------	----	---	-------	-----	----	----

¹ LED lamps can be operated with a wide variety of commercially available dimmers; details and results of compatibility tests can be seen at www.ledvance.com/dim and in the additional technical product information sheets linked there | ² L70/B50 | ³ Energy efficiency class (EEC) on a scale of A++ (highest efficiency) to E (lowest efficiency)



PARATHOM Retrofit CLASSIC P - LED lamps with filament-style LED technology

Product name	Static Code	GTIN (EAN)	wΔW	W	lm	K	Ra	1	t _{in}	2	3	4	5
--------------	-------------	------------	-----	---	----	---	----	---	-----------------	---	---	---	---

PARATHOM Retrofit CLASSIC P DIM – dimmable¹, 25W-/40W-/60W-Replacement

P CLAS P 25 2.8 W/2700K E14	P25DF827E14	4058075288485	25	E14	2.8	250	2700	80	✓	15000	A++	10	2
P CLAS P 25 2.8 W/2700K E27	P25DF827E27	4058075288508	25	E27	2.8	250	2700	80	✓	15000	A++	10	4
P CLAS P 40 4.5 W/2700K B22d	P40DF827B22	4058075288225	40	B22d	4.5	470	2700	80	✓	15000	A++	10	1
P CLAS P 40 4.5 W/2700K E14	P40DFC827E14	4058075288126	40	E14	4.5	470	2700	80	✓	15000	A++	10	3
P CLAS P 40 4.5 W/2700K E14	P40DF827E14	4058075288188	40	E14	4.5	470	2700	80	✓	15000	A++	10	2
P CLAS P 40 FR 4.5 W/2700K E27	P40DF827E27	4058075288201	40	E27	4.5	470	2700	80	✓	15000	A++	10	6
P CLAS P 40 4.5 W/2700K E27	P40DFC827E27	4058075288140	40	E27	4.5	470	2700	80	✓	15000	A++	10	5
P CLAS P 40 CL 5 W/2700K E14	P40DFC927E14	4058075134546	40	E14	5	470	2700	95	✓	15000	A+	10	3
P CLAS P 40 CL 5 W/2700K E27	P40DFC927E27	4058075134560	40	E27	5	470	2700	95	✓	15000	A+	10	5
P CLAS P 60 6.5 W/2700K E14	P60DF827E14	4058075288249	60	E14	6.5	806	2700	80	✓	15000	A++	10	2

PARATHOM Retrofit CLASSIC P – 15W-/40W-/25W-/60W-Replacement

P CLAS P 15 1.5 W/2700K E27	P15FC827E27	4058075287945	15	E27	1.5	136	2700	80	-	15000	A++	10	10
P CLAS P 25 2.5 W/2700K E14	P25FF827E14	4058075288003	25	E14	2.5	250	2700	80	-	15000	A++	10	8
P CLAS P 25 2.5 W/2700K E14	P25FC827E14	4058075287969	25	E14	2.5	250	2700	80	-	15000	A++	10	9
P CLAS P 25 2.5 W/2700K E27	P25FC827E27	4058075287983	25	E27	2.5	250	2700	80	-	15000	A++	10	10
P CLAS P 25 2.5 W/2700K E27	P25FF827E27	4058075288027	25	E27	2.5	250	2700	80	-	15000	A++	10	6
LED STAR CL P FIL 25 non-dim 2.5W/827 B22d	P25FC827B22	405289961944	25	B22d	2.5	250	2700	80	-	15000	A++	6	11
LED STAR CL P FIL 25 non-dim 2.8W/840 E27	P25FC840E27	4058075111837	25	E27	2.8	250	4000	80	-	15000	A++	6	10
P CLAS P 40 FR 4 W/2700K B22d	P40FF827B22	4058075061873	40	B22d	4	470	2700	80	-	15000	A++	10	1
P RF CLAS P 40 4 W/2700K E14	P40FC827E14	4058075288065	40	E14	4	470	2700	80	-	15000	A++	10	3
P RF CLAS P 40 4 W/2700K E14	P40FF827E14	4058075288089	40	E14	4	470	2700	80	-	15000	A++	10	8
P RF CLAS P 40 4 W/2700K E27	P40FF827E27	4058075288102	40	E27	4	470	2700	80	-	15000	A++	10	6
LED STAR CL P FIL 40 non-dim 4.5W/827 E27	P40FC827E27	405289961807	40	E27	4.5	470	2700	80	-	15000	A++	6	10
P CLAS P 60 6.5 W/2700K E14	P60FC827E14	4058075288546	60	E14	6.5	806	2700	80	-	15000	A++	10	3
P CLAS P 60 6.5 W/2700K E14	P60FF827E14	4058075288584	60	E14	6.5	806	2700	80	-	15000	A++	10	2
P CLAS P 60 7 W/2700K E27	P60FC827E27	4058075288560	60	E27	7	806	2700	80	-	15000	A++	10	5

- Design, dimensions, luminous flux comparable to an incandescent lamp
- Very low energy consumption
- Robust against vibrations
- Lamps with innovative LED filament technology

¹ LED lamps can be operated with a wide variety of commercially available dimmers; details and results of compatibility tests can be seen at www.ledvance.com/dim and in the additional technical product information sheets linked there | ² L70/B50 | ³ Energy efficiency class (EEC) on a scale of A++ (highest efficiency) to E (lowest efficiency)



PARATHOM Retrofit CLASSIC GLOBE - LED lamps with filament-style LED technology

Product name	Static Code	GTIN (EAN)	wΔW	W	lm	K	Ra	1	t _{in}	2	3	No.
--------------	-------------	------------	-----	---	----	---	----	---	-----------------	---	---	-----

PARATHOM CLASSIC GLOBE DIM – dimmable¹, 75W-/100W-

P GLOBE 75 8.5 W/2700K E27	GL75DF827E27	4058075288461	75	E27	8.5	1055	2700	80	✓	15000	A++	6	1
P GLOBE 100 12 W/2700K E27	GL100DF827E27	4058075288447	100	E27	12	1521	2700	80	✓	15000	A++	6	1

PARATHOM Retrofit CLASSIC GLOBE – 25W-/40W-/60W-/100W-Replacement

P RF GLOBE 25 2.5 W/2700K E27	GL25FC827E27	4058075288263	25	E27	2.5	250	2700	80	-	15000	A+	10	2
P RF GLOBE 40 4 W/2700K E27	GL40FC827E27	4058075288287	40	E27	4	470	2700	80	-	15000	A++	10	3
P RF GLOBE 60 6.5 W/2700K E27	GL60FC827E27	4058075288300	60	E27	6.5	806	2700	80	-	15000	A++	10	3
P GLOBE 60 6.5 W/2700K E27	GL60FF827E27	4058075288348	60	E27	6.5	806	2700	80	-	15000	A++	6	4
P GLOBE 100 11 W/2700K E27	GL100FF827E27	4058075288324	100	E27	11	1521	2700	80	-	15000	A++	6	4

- Lamps with innovative LED filament technology
- Very low energy consumption
- Can be easily fitted instead of ordinary light bulbs
- Instant 100 % light, no warm-up time



PARATHOM Retrofit CLASSIC ST - LED lamps with filament-style LED technology

Product name	Static Code	GTIN (EAN)	wΔW	W	lm	K	Ra	1	t _{in}	2	3	No.
--------------	-------------	------------	-----	---	----	---	----	---	-----------------	---	---	-----

PARATHOM Retrofit CLASSIC ST – 40W-Replacement

P RF CLAS ST 40 CL 4.5 W/2700K E27	ED40FC827E27	4058075287143	40	E27	4.5	470	2700	80	15000	A++	10	1
------------------------------------	--------------	---------------	----	-----	-----	-----	------	----	-------	-----	----	---

LED Retrofit CLASSIC ST – 40W-/60W-Replacement

LEDISON CLAS ST 40 4.5 W/2700K E27	ED40FF827E27	4058075287167	40	E27	4.5	470	2700	80	15000	A++	10	2
LEDISON CLAS ST 60 7 W/2700K E27	ED60FF827E27	4058075287181	60	E27	7	806	2700	80	15000	A++	10	2

- Lamps with innovative LED filament technology
- Very low energy consumption
- Instant 100 % light, no warm-up time
- Can be easily fitted instead of ordinary light bulbs



¹ LED lamps can be operated with a wide variety of commercially available dimmers; details and results of compatibility tests can be seen at www.ledvance.com/dim and in the additional technical product information sheets linked there | ² L70/B50 | ³ Energy efficiency class (EEC) on a scale of A++ (highest efficiency) to E (lowest efficiency)

¹ L70/B50 | ² Energy efficiency class (EEC) on a scale of A++ (highest efficiency) to E (lowest efficiency)

LED LAMPS WITH CLASSIC BULBS



PARATHOM Retrofit CLASSIC Mirror - LED lamps with filament-style LED technology

Product name Static Code GTIN (EAN)

PARATHOM Retrofit CLASSIC P Mirror – 31W-Replacement												
ST CLAS P 31 4 W/2700K E14	SILP34827E14	4058075288041	31	E14	4	350	2700	80	15000	A+	10	1

PARATHOM CLASSIC A Mirror – 50W-Replacement												
P CLAS A 50 6.5 W/2700K E27	SILA51827E27	4058075287365	50	E27	6.5	650	2700	80	15000	A+	10	2

- Long lifetime of up to 15,000 h
- Low energy consumption
- Easy relamping thanks to compact design
- Instant 100 % light, no warm-up time

LED STAR DECO CLASSIC A - Coloured LED lamps, classic bulb shape, with retrofit screw base

Product name Static Code GTIN (EAN)

LED STAR DECO CLASSIC A												
S DECO CLAS A /	A15COLOR BOXE27	4058075058460	-	-	-	-	-	-	-	-	50	-

LED STAR DECO CLASSIC A – 15W-Replacement												
ST CLAS A 2.5 W/1500K E27	A15ORANGEE27	4058075816039	-	E27	2.5	160	1500	50	15000	-	6	3
ST CLAS A 2.5 W/3000K E27	A15BLUEE27	4058075815995	-	E27	2.5	10	3000	10	15000	-	6	4
ST CLAS A 2.5 W/3000K E27	A15REDE27	4058075816053	-	E27	2.5	45	3000	55	15000	-	6	5
ST CLAS A 2.5 W/7500K E27	A15GREENE27	4058075816015	-	E27	2.5	45	7500	15	15000	-	6	6
ST CLAS A 2.5 W/2200K E27	A15YELLOWWE27	4058075816077	15	E27	2.5	235	2200	60	15000	A+	6	7

- Very low energy consumption
- Extremely long life
- Simple direct replacement for conventional incandescent lamps
- Low thermal output

¹ L70/B50 | ² Energy efficiency class (EEC) on a scale of A++ (highest efficiency) to E (lowest efficiency)

LED LAMPS WITH CLASSIC BULBS



Vintage 1906 LED - LED lamps, vintage edition

Product name Static Code GTIN (EAN)

Vintage 1906 LED – 12W-/22W-/36W-Replacement												
1906 LED CLAS BW 12 1.5 W/2400K E14	VBW13FG825E14	4058075293243	12	E14	1.5	120	2400	80	-	15000	A++	4 1
1906 LED CLAS P 12 1.5 W/2400K E14	VP13FG825E14	4058075290792	12	E14	1.5	120	2400	80	-	15000	A++	4 2
1906 LED CLAS B 12 1.5 W/2400K E14	VB13FG825E14	4058075293205	12	E14	1.5	120	2400	80	-	15000	A++	4 3
1906 LED CLAS BA 12 1.5 W/2400K E14	VBA13FG825E14	4058075293229	12	E14	1.5	120	2400	80	-	15000	A++	4 4
ST CLAS P 22 2.5 W/2400K E14	VP22FG825E14	4058075290815	22	E14	2.5	220	2400	80	-	15000	A++	4 2
1906 LED CLAS BW 22 2.5 W/2400K E14	VBW22FG825E14	4058075293274	22	E14	2.5	220	2400	80	-	15000	A++	4 1
Vintage 1906 LED 22 2.5 W/2400K E14	VB22FG825E14	4058075293212	22	E14	2.5	220	2400	80	-	15000	A++	4 3
1906 LED CLAS BA 22 2.5 W/2400K E14	VBA22FG825E14	4058075293236	22	E14	2.5	220	2400	80	-	15000	A++	4 4
Vintage 1906 LED 36 4.5 W/2400K E14	VP36FG825E14	4058075293496	36	E14	4.5	420	2400	80	-	15000	A+	4 5
Vintage 1906 LED 36 4.5 W/2500K E14	VB36FG825E14	4058075293434	36	E14	4.5	420	2500	80	-	15000	A+	4 6

Vintage 1906 LED – dimmable ¹ , 12W-/15W-/20W-/22W-/25W-/28W-/35W-/36W-/37W-/40W-/52W-/55W-/68W-Replacement												
1906 LED CLAS A 12 1.5 W/2400K E27	VA13FG825E27	4058075293182	12	E27	1.5	120	2400	80	-	15000	A++	4 9
1906 LED TUBE 20 CL 2.5 W/2000K E27	VTUB20FG825E27	4058075808171	20	E27	2.5	200	2000	80	-	15000	A+	4 12
1906 LED CLAS A 22 2.5 W/2400K E27	VA22FG825E27	4058075293199	22	E27	2.5	220	2400	80	-	15000	A+	4 9
RF1906 CLAS ST 22 2.5 W/2500K E27	VE22FG825E27	4058075808706	22	E27	2.5	225	2500	80	-	15000	A++	4 13
RF1906 GLOBE 22 2.8 W/2500K E27	VGL22FG825E27	4058075808980	22	E27	2.8	225	2500	80	-	15000	A+	4 14
Vintage 1906 LED 35 4 W/2400K E27	VA36FG825E27	4058075293090	35	E27	4	410	2400	80	-	15000	A++	4 20
RF1906 CLAS ST 37 CL 4 W/2500K E27	VED36FG825E27	4052899962095	37	E27	4	420	2500	80	-	15000	A++	4 23
RF1906 GLOBE 25 4.5 W/2000K E27	VG12525DFG820E27	4058075270008	25	E27	4.5	250	2000	80	✓	15000	A	4 15
RF1906 CLAS ST 25 4.5 W/2000K E27	VE25DFG820E27	4058075269965	25	E27	4.5	250	2000	80	✓	15000	A	4 16
RF1906 GLOBE 36 4.5 W/2500K E27	VG36FG825E27	4058075269828	36	E27	4.5	420	2500	80	-	15000	A+	4 21
RF1906 GLOBE 36 CL 4.5 W/2500K E27	VGL236FG825E27	4052899962071	36	E27	4.5	420	2500	80	-	15000	A+	4 14
1906 LED OVAL 36 4.5 W/2500K E27	VOV40FG825E27	4058075091979	36	E27	4.5	420	2500	80	-	15000	A+	4 22
Vintage 1906 LED 40 4.5 W/2500K E27	VHEAR40FC825E27	4058075092099	40	E27	4.5	470	2500	80	-	15000	A+	4 24
Vintage 1906 LED 40 4.5 W/2500K E27	VSTAR40FC825E27	4058075092075	40	E27	4.5	470	2500	80	-	15000	A+	4 25
Vintage 1906 LED 40 CL 4.5 W/2500K E27	VDIA40FG825E27	4058075091955	40	E27	4.5	420	2500	80	-	15000	A+	4 26
Vintage 1906 LED 40 4.5 W/2500K E27	VPINE40FG825E27	4058075092037	40	E27	4.5	470	2500	80	-	15000	A+	4 27
Vintage 1906 LED CL MUSHROOM FIL GOLD 40 4,5W/825 E27	VMUSH40FC826E27	4058075092051	40	E27	4.5	470	2500	80	-	15000	A+	4 29
1906 LED GLOBE 12 5 W/1800K E27	VG20012FS818E27	4058075269927	12	E27	5	110	1800	80	-	15000	A	4 7
1906 LED CLAS A 12 5 W/1800K E27	VA16012FS818E27	4058075269903	12	E27	5	110	1800	80	-	15000	A	4 8
1906 LED CLAS A 12 5 W/1800K E27	VA16028DF818E27	4058075270022	12	E27	5	110	1800	80	✓	15000	A	4 8
1906 LED GLOBE 12 5 W/1800K E27	VG20012DFS818E27	4058075270046	12	E27	5	110	1800	80	✓	15000	A	4 7
RF1906 CLAS ST 15 5 W/1800K E27	VE15FS818E27	4058075269941	15	E27	5	140	1800	80	-	15000	A	4 10
RF1906 GLOBE 15 5 W/1800K E27	VG12515FS818E27	4058075269989	15	E27	5	140	1800	80	-	15000	A	4 11
RF1906 GLOBE 25 CL 5 W/2000K E27	VG25FG820E27	4058075092136	25	E27	5	250	2000	80	-	15000	A	4 15
RF1906 CLAS ST 25 5 W/2000K E27	VE25FG820E27	4058075092112	25	E27	5	250	2000	80	-	15000	A	4 16
1906 LED GLOBE 28 5 W/2000K E27	VG20028DFG820E27	4058075269729	28	E27	5	300	2000	80	✓	15000	A+	4 17
RF1906 GLOBE 28 5 W/2000K E27	VG20028FG820E27	4058075092013	28	E27	5	300	2000	80	-	15000	A	4 17
Vintage 1906 LED 28 5 W/2000K E27	VA16028FG820E27	4058075091993	28	E27	5	300	2000	80	-	15000	A	4 18
1906 LED CLAS A 28 5 W/2000K E27	VA16028DFG820E27	4058075269705	28	E27	5	300	2000	80	✓	15000	A+	4 18
1906 LED TUBE 35 CL 5 W/2000K E27	VTUB35FG825E27	4058075808188	35	E27	5	400	2000	80	-	15000	A+	4 19
Vintage 1906 LED 55 6.5 W/2400K E27	VA55FG825E27	4058075293298	55	E27	6.5	725	2400	80	-	15000	A+	4 20
RF1906 GLOBE 52 CL 7 W/2700K E27	VGLMBS52FG827E27	4058075091931	52	E27	7	680	2700	80	-	15000	A+	4 28
SST GLOBE 55 DIM 7 W/2500K E27	VG55DFG825E27	4058075808997	55	E27	7	725	2500	80	✓	15000	A+	4 14
RF1906 GLOBE 55 7 W/2500K E27	VG55FG825E27	4058075809406	55	E27	7	725	2500	80	-	15000	A+	4 14
RF1906 CLAS ST 55 7.5 W/2500K E27	VE55DFG825E27	4052899972360	55	E27	7	725	2500	80	✓	15000	A+	4 13
Vintage 1906 LED 68 8 W/2500K E27	VA68FG825E27	4058075293359	68	E27	8	950	2500	80	-	15000	A++	4 20

- Very low energy consumption
- Instant 100 % light, no warm-up time
- Can be easily fitted instead of ordinary light bulbs
- Lamps with innovative LED filament technology

¹ LED lamps can be operated with a wide variety of commercially available dimmers; details and results of compatibility tests can be seen at www.ledvance.com/dim and in the additional technical product information sheets linked there | ² L70/B50 | ³ Energy efficiency class (EEC) on a scale of A++ (highest efficiency) to E (lowest efficiency)



Vintage 1906 PenduLum PRO - Indoor pendant luminaires in vintage style

Product name	Static Code	GTIN (EAN)	W	Im	K	Ra	t ₉₀ ²	Energy efficiency class (EEC)	Light bulb icon
--------------	-------------	------------	---	----	---	----	------------------------------	-------------------------------	-----------------

Vintage 1906 PenduLum PRO

Vintage 1906 PenduLum PRO Black	PENDBLKE27	4058075153844	E27	4	1				
Vintage 1906 PenduLum PRO Gold	PENDGOLDE27	4058075153868	E27	4	2				

- Flexible lighting thanks to countless mounting possibilities
- Made of solid aluminium with high-quality appearance
- Semi-matt surface with great look and feel
- Accessories for flexible mounting options included

Vintage 1906 PenduLum CANOPY - Canopy for 1906 PenduLum

Product name	Static Code	GTIN (EAN)	W	Im	K	Ra	t ₉₀ ²	Energy efficiency class (EEC)	Light bulb icon
--------------	-------------	------------	---	----	---	----	------------------------------	-------------------------------	-----------------

Vintage 1906 PenduLum CANOPY

Vintage 1906 PenduLum Canopy	CANX3	4058075116917		4	3				
------------------------------	-------	---------------	--	---	---	--	--	--	--

- Ceiling mounting accessory to combine up to three PenduLum luminaires



PARATHOM CLASSIC A - LED lamps with classic bulbs

Product name	Static Code	GTIN (EAN)	w±W	W	Im	K	Ra	t ₉₀ ²	Energy efficiency class (EEC)	Light bulb icon
--------------	-------------	------------	-----	---	----	---	----	------------------------------	-------------------------------	-----------------

PARATHOM CLASSIC A DIM - dimmable¹, 60W-/75W-/100W-/150W-Replacement

P CLAS A 60 8.8 W/2700K E27	A60DFR827E27	4058075292550	60	E27	8.8	806	2700	80	✓	25000	A+	10	1
P CLAS A 75 FR 11 W/2700K E27	A75DFR827E27	4058075292574	75	E27	11	1055	2700	80	✓	25000	A+	10	2
P CLAS A 100 13 W/2700K E27	A100DFR827E27	4058075292598	100	E27	13	1521	2700	80	✓	25000	A+	10	3
P CLAS A 150 21 W/2700K E27	A150DFR827E27	4058075292611	150	E27	21	2452	2700	80	✓	25000	A+	10	4

PARATHOM CLASSIC A - 40W-/60W-/75W-/100W-/150W-Replacement

P CLAS A 40 5.5 W/2700K E27	A40FR827E27	4058075292277	40	E27	5.5	470	2700	80	-	15000	A+	10	6
P CLAS A 40 5.5 W/4000K E27	A40FR840E27	4058075292246	40	E27	5.5	470	4000	80	-	15000	A+	10	6
P CLAS A 60 FR 8.5 W/2700K B22d	A60FR827B22	4058075292314	60	B22d	8.5	806	2700	80	-	15000	A+	10	5
P CLAS A 60 FR 8.5 W/2700K E27	A60FR827E27	4058075291966	60	E27	8.5	806	2700	80	-	15000	A+	10	1
P CLAS A 60 8.5 W/4000K E27	A60FR840E27	4058075292291	60	E27	8.5	806	4000	80	-	15000	A+	10	1
P CLAS A 75 11 W/2700K E27	A75FR827E27	4058075292024	75	E27	11	1055	2700	80	-	15000	A+	10	2
P CLAS A 75 11 W/4000K E27	A75FR840E27	4058075292048	75	E27	11	1055	4000	80	-	15000	A+	10	2
P CLAS A 100 14 W/2700K E27	A100FR827E27	4058075292109	100	E27	14	1521	2700	80	-	15000	A+	10	3
P CLAS A 100 14 W/4000K E27	A100FR840E27	4058075292123	100	E27	14	1521	4000	80	-	15000	A+	10	3
P CLAS A 150 19 W/2700K E27	A150FR827E27	4058075292536	150	E27	19	2451	2700	80	-	15000	A++	10	4

- Very long lifetime of up to 25,000 h
- Low energy consumption
- High colour consistency thanks to narrow binning
- Easy replacement of classic lamps thanks to compact design

¹ LED lamps can be operated with a wide variety of commercially available dimmers; details and results of compatibility tests can be seen at www.ledvance.com/dim and in the additional technical product information sheets linked there | ² L70/B50 | ³ Energy efficiency class (EEC) on a scale of A++ (highest efficiency) to E (lowest efficiency)



PARATHOM CLASSIC B - LED lamps with classic bulbs

Product name	Static Code	GTIN (EAN)	wΔW	Energy Efficiency Class	W	lm	K	Ra	Dimmable	t _{in}	IP	RoHS	Light Bulb Icon
--------------	-------------	------------	-----	-------------------------	---	----	---	----	----------	-----------------	----	------	-----------------

PARATHOM CLASSIC B DIM – dimmable¹, 40W-Replacement

P CLAS B 40 5 W/2700K E14	B40DFR827E14	4058075292215	40	E14	5	470	2700	80	✓	25000	A+	10	1
---------------------------	--------------	---------------	----	-----	---	-----	------	----	---	-------	----	----	---

PARATHOM CLASSIC B – 40W-Replacement

P CLAS B 40 5 W/2700K E14	B40FR827E14	4058075292338	40	E14	5	470	2700	80	-	15000	A+	10	1
---------------------------	-------------	---------------	----	-----	---	-----	------	----	---	-------	----	----	---

PARATHOM CLASSIC P - LED lamps with classic bulbs

Product name	Static Code	GTIN (EAN)	wΔW	Energy Efficiency Class	W	lm	K	Ra	Dimmable	t _{in}	IP	RoHS	Light Bulb Icon
--------------	-------------	------------	-----	-------------------------	---	----	---	----	----------	-----------------	----	------	-----------------

PARATHOM CLASSIC P DIM – dimmable¹, 40W-Replacement

P CLAS P 40 FR 5 W/2700K E14	P40DFR827E14	4058075292352	40	E14	5	470	2700	80	✓	25000	A+	10	2
------------------------------	--------------	---------------	----	-----	---	-----	------	----	---	-------	----	----	---

PARATHOM CLASSIC P – 40W-Replacement

P CLAS P 40 5 W/2700K E14	P40FR827E14	4058075291997	40	E14	5	470	2700	80	-	15000	A+	10	2
---------------------------	-------------	---------------	----	-----	---	-----	------	----	---	-------	----	----	---

- Very long lifetime of up to 25,000 h
- Low energy consumption
- High colour consistency thanks to narrow binning
- Easy replacement of classic lamps thanks to compact design



¹ LED lamps can be operated with a wide variety of commercially available dimmers; details and results of compatibility tests can be seen at www.ledvance.com/dim and in the additional technical product information sheets linked there | ² L70/B50 | ³ Energy efficiency class (EEC) on a scale of A++ (highest efficiency) to E (lowest efficiency)



PARATHOM STICK - LED lamps, classic stick shape

Product name	Static Code	GTIN (EAN)	wΔW	Energy Efficiency Class	W	lm	K	Ra	Dimmable	t _{in}	IP	RoHS	Light Bulb Icon
--------------	-------------	------------	-----	-------------------------	---	----	---	----	----------	-----------------	----	------	-----------------

PARATHOM STICK – 60W-/75W-Replacement

P STICK 60 FR 8 W/2700K E27	ST60FR827E27	4058075292635	60	E27	8	806	2700	80	15000	A+	10	1
-----------------------------	--------------	---------------	----	-----	---	-----	------	----	-------	----	----	---

P STICK 60 FR 8 W/4000K E27	ST60FR840E27	4058075292659	60	E27	8	806	4000	80	15000	A+	10	1
-----------------------------	--------------	---------------	----	-----	---	-----	------	----	-------	----	----	---

P STICK 75 FR 10 W/2700K E27	ST75FR827E27	4058075292673	75	E27	10	1050	2700	80	15000	A+	10	1
------------------------------	--------------	---------------	----	-----	----	------	------	----	-------	----	----	---

P STICK 75 FR 10 W/4000K E27	ST75FR840E27	4058075292697	75	E27	10	1050	4000	80	15000	A+	10	1
------------------------------	--------------	---------------	----	-----	----	------	------	----	-------	----	----	---

REGISTER WITH MYLEDVANCE.COM & BENEFIT FROM OUR LATEST PROMOTIONAL OFFERS



¹ L70/B50 | ² Energy efficiency class (EEC) on a scale of A++ (highest efficiency) to E (lowest efficiency)



PARATHOM PAR16 - LED reflector lamps PAR16 with retrofit pin base

Product name	Static Code	GTIN (EAN)	wΔW	≡	W	lm	cd	K	Ra	1	t _{in}	2	3	4	5	6
--------------	-------------	------------	-----	---	---	----	----	---	----	---	-----------------	---	---	---	---	---

PARATHOM PRO PAR16 – dimmable¹, 36°, 220-240V, 35W-/50W-/80W-Replacement

Product name	Static Code	GTIN (EAN)	wΔW	≡	W	lm	cd	K	Ra	1	t _{in}	2	3	4	5	6
PPRO PAR 16 35 36° 3.7 W/2700K GU10	GU10PRO35D927	4058075260016	35	GU10	3.7	230	690	2700	97	✓	40000	A	10	1		
PPRO PAR 16 35 36° 3.7 W/3000K GU10	GU10PRO35D930	4058075259997	35	GU10	3.7	230	690	3000	97	✓	40000	A	10	1		
PPRO PAR 16 35 36° 3.7 W/4000K GU10	GU10PRO35D940	4058075259898	35	GU10	3.7	230	690	4000	97	✓	40000	A	10	1		
PPRO PAR 16 50 36° 6.5 W/2700K GU10 DIM	GU10PRO50D927	4058075095427	50	GU10	6.5	350	880	2700	97	✓	40000	A	10	1		
PPRO PAR 16 50 36° 6.5 W/3000K GU10 DIM	GU10PRO50D930	4058075095403	50	GU10	6.5	350	880	3000	97	✓	40000	A	10	1		
PPRO PAR 16 50 36° 6.5 W/4000K GU10 DIM	GU10PRO50D940	4058075095304	50	GU10	6.5	350	880	4000	97	✓	40000	A	10	1		
PPRO PAR 16 80 36° 8.7 W/2700K GU10	GU10PRO80D927	4058075260191	80	GU10	8.7	575	1000	2700	97	✓	40000	A+	10	2		
PPRO PAR 16 80 36° 8.7 W/3000K GU10	GU10PRO80D930	4058075260177	80	GU10	8.7	575	1000	3000	97	✓	40000	A+	10	2		
PPRO PAR 16 80 36° 8.7 W/4000K GU10	GU10PRO80D940	4058075260153	80	GU10	8.7	575	1000	4000	97	✓	40000	A+	10	2		

PARATHOM DIM PAR16 – dimmable¹, 36°/120°/60°, 220-240V, 35W-/50W-/80W-/100W-Replacement

Product name	Static Code	GTIN (EAN)	wΔW	≡	W	lm	cd	K	Ra	1	t _{in}	2	3	4	5	6
P PAR 16 35 36° 3.7 W/2700K GU10	GU1035D927	4058075259973	35	GU10	3.7	230	630	2700	90	✓	25000	A+	10	1		
P PAR 16 35 36° 3.7 W/3000K GU10	GU1035D930	4058075259959	35	GU10	3.7	230	630	3000	90	✓	25000	A+	10	1		
P PAR 16 35 36° 3.7 W/4000K GU10	GU1035D940	4058075259874	35	GU10	3.7	230	630	4000	90	✓	25000	A+	10	1		
P PAR 16 50 36° 5.2 W/2700K E14	PAR1650D927E14	4058075264366	50	E14	5.2	350	700	2700	90	✓	25000	A+	10	3		
P PAR 16 50 36° 5.5 W/2700K GU10	GU1050D927/5PK	4058075260078	50	GU10	5.5	350	720	2700	90	✓	15000	A+	10	1		
P PAR 16 50 36° 5.5 W/2700K GU10	GU1050D927	4058075260139	50	GU10	5.5	350	720	2700	90	✓	25000	A+	10	1		
P PAR 16 50 36° 5.5 W/3000K GU10	GU1050D930	4058075260115	50	GU10	5.5	350	720	3000	90	✓	25000	A+	10	1		
P PAR 16 50 36° 5.5 W/3000K GU10	GU1050D930/5PK	4058075260092	50	GU10	5.5	350	720	3000	90	✓	15000	A+	10	1		
P PAR 16 50 36° 5.5 W/4000K GU10	GU1050D940	4058075260054	50	GU10	5.5	350	720	4000	90	✓	25000	A+	10	1		
P PAR 16 50 36° 5.5 W/4000K GU10	GU1050D940/5PK	4058075260030	50	GU10	5.5	350	720	4000	90	✓	15000	A+	10	1		
P PAR16 DIM 80 120° 8 W/2700K GU10	GU1080D827/120	4058075095601	80	GU10	8	575	210	2700	80	✓	25000	A+	10	4		
P PAR16 DIM 80 60° 8 W/2700K GU10	GU1080D827/60	4058075095540	80	GU10	8	575	680	2700	80	✓	25000	A+	10	1		
P PAR 16 80 36° 8 W/2700K GU10	GU1080D827	4058075095489	80	GU10	8	575	1439	2700	80	✓	25000	A+	10	1		
P PAR16 DIM 80 60° 8 W/3000K GU10	GU1080D830/60	4058075095526	80	GU10	8	575	680	3000	80	✓	25000	A+	10	1		
P PAR16 DIM 80 120° 8 W/3000K GU10	GU1080D830/120	4058075095588	80	GU10	8	575	210	3000	80	✓	25000	A+	10	4		
P PAR 16 80 36° 8 W/3000K GU10	GU1080D830	4058075095465	80	GU10	8	575	1439	3000	80	✓	25000	A+	10	1		
P PAR16 DIM 80 120° 8 W/4000K GU10	GU1080D840/120	4058075095564	80	GU10	8	575	210	4000	80	✓	25000	A+	10	4		
P PAR 16 80 36° 8 W/4000K GU10	GU1080D840	4058075095441	80	GU10	8	575	1439	4000	80	✓	25000	A+	10	1		
P PAR16 DIM 80 60° 8 W/4000K GU10	GU1080D840/60	4058075095502	80	GU10	8	575	680	4000	80	✓	25000	A+	10	1		
P PAR16 DIM 100 36° 9.6 W/2700K GU10	GU10100D827	4058075096608	100	GU10	9.6	750	1280	2700	80	✓	25000	A+	10	2		
P PAR16 DIM 100 36° 9.6 W/3000K GU10	GU10100D830	4058075096561	100	GU10	9.6	750	1280	3000	80	✓	25000	A+	10	2		
P PAR16 DIM 100 36° 9.6 W/4000K GU10	GU10100D840	4058075096547	100	GU10	9.6	750	1280	4000	80	✓	25000	A+	10	2		

¹ LED lamps can be operated with a wide variety of commercially available dimmers; details and results of compatibility tests can be seen at www.ledvance.com/dim and in the additional technical product information sheets linked there | ² L70/B50 | ³ Energy efficiency class (EEC) on a scale of A++ (highest efficiency) to E (lowest efficiency)



PARATHOM PAR16 - LED reflector lamps PAR16 with retrofit pin base

Product name	Static Code	GTIN (EAN)	wΔW	≡	W	lm	cd	K	Ra	1	t _{in}	2	3	4	5	6
--------------	-------------	------------	-----	---	---	----	----	---	----	---	-----------------	---	---	---	---	---

PARATHOM PAR16 – 36°/120°/60°, 220-240V, 35W-/50W-/80W-/100W-Replacement

Product name	Static Code	GTIN (EAN)	wΔW	≡	W	lm	cd	K	Ra	1	t _{in}	2	3	4	5	6
P PAR 16 35 36° 2.6 W/2700K GU10	GU1035827	4058075259935	35	GU10	2.6	230	450	2700	80	15000	A++	10	2			
P PAR 16 35 36° 2.6 W/3000K GU10	GU1035830	4058075259911	35	GU10	2.6	230	450	3000	80	15000	A++	10	2			
P PAR 16 35 36° 2.6 W/4000K GU10	GU1035840	4058075259850	35	GU10	2.6	230	450	4000	80	15000	A++	10	2			
P PAR 16 50 120° 4.3 W/2700K GU10	GU1050827/120	4052899958111	50	GU10	4.3	350	130	2700	80	15000	A+	10	3			
P PAR 16 50 36° 4.3 W/2700K GU10	GU1050827/5PK	4058075051669	50	GU10	4.3	350	720	2700	80	10000	A++	10	2			
P PAR 16 50 36° 4.3 W/2700K GU10	GU1050827	4052899958104	50	GU10	4.3	350	720	2700	80	15000	A++	10	2			
P PAR 16 50 36° 4.3 W/3000K GU10	GU1050830	4052899451735	50	GU10	4.3	350	720	3000	80	15000	A++	10	2			
P PAR 16 50 120° 4.3 W/3000K GU10	GU1050830/120	4058075023475	50	GU10	4.3	350	130	3000	80	15000	A+	10	3			
P PAR 16 50 36° 4.3 W/3000K GU10	GU1050830/5PK	4058075061149	50	GU10	4.3	350	720	3000	80	10000	A++	10	2			
P PAR 16 50 36° 4.3 W/4000K GU10	GU1050840	4052899958128	50	GU10	4.3	350	720	4000	80	15000	A++	10	2			
P PAR 16 50 120° 4.3 W/4000K GU10	GU1050840/120	4052899958142	50	GU10	4.3	350	130	4000	80	15000	A+	10	3			
P PAR 16 50 36° 4.3 W/4000K GU10	GU1050840/5PK	4058075061187	50	GU10	4.3	350	720	4000	80	10000	A++	10	2			
P PAR 16 50 36° 4.5 W/2700K E14	PAR1650827E14	4058075264342	50	E14	4.5	350	700	2700	80	15000	A+	10	1			
P PAR 16 80 120° 6.9 W/2700K GU10	GU1080827/120	4058075815872	80	GU10	6.9	575	210	2700	80	15000	A+	10	3			
P PAR 16 80 60° 6.9 W/2700K GU10	GU1080827/60	4058075096486	80	GU10	6.9	575	680	2700	80	15000	A+	10	2			
P PAR 16 80 36° 6.9 W/2700K GU10	GU1080827	4052899958173	80	GU10	6.9	575	1164	2700	80	15000	A+	10	2			
P PAR 16 80 120° 6.9 W/3000K GU10	GU1080830/120	4058075815636	80	GU10	6.9	575	210	3000	80	15000	A+	10	3			
P PAR 16 80 36° 6.9 W/3000K GU10	GU1080830	4058075815650	80	GU10	6.9	575	1164	3000	80	15000	A+	10	2			
P PAR 16 80 60° 6.9 W/3000K GU10	GU1080830/60	4058075096462	80	GU10	6.9	575	680	3000	80	15000	A+	10	2			
P PAR 16 80 60° 6.9 W/4000K GU10	GU1080840/60	4058075096448	80	GU10	6.9	575	680	4000	80	15000	A+	10	2			
P PAR 16 80 120° 6.9 W/4000K GU10	GU1080840/120	4058075815674	80	GU10	6.9	575	210	4000	80	15000	A+	10	3			
P PAR 16 80 36° 6.9 W/4000K GU10	GU1080840	4052899958180	80	GU10	6.9	575	1164	4000	80	15000	A+	10	2			
P PAR16 100 36° 9.1 W/2700K GU10	GU10100827	4058075096585	100	GU10	9.1	750	1280	2700	80	15000	A+	10	4			
P PAR16 100 36° 9.1 W/3000K GU10	GU10100830	4058075096523	100	GU10	9.1	750	1280	3000	80	15000	A+	10	4			
P PAR16 100 36° 9.1 W/4000K GU10	GU10100840	4058075096509	100	GU10	9.1	750	1280	4000	80	15000	A+	10	4			

- Low energy consumption
- Easy replacement of halogen lamps due to compact full glass design and single optic
- Instant 100 % light, no warm-up time
- Ideal for economical spot lighting

¹ L70/B50 | ² Energy efficiency class (EEC) on a scale of A++ (highest efficiency) to E (lowest efficiency)



LED VALUE PAR16 - LED reflector lamps PAR16 with retrofit pin base

Product name	Static Code	GTIN (EAN)	wΔW	EE	W	lm	cd	K	Ra	t _{in} ¹	PPPT ²	RoHS	No.
--------------	-------------	------------	-----	----	---	----	----	---	----	------------------------------	-------------------	------	-----

LED VALUE PAR16 – 36°/120°, 220-240V, 50W-/80W-Replacement

VALUE PAR 16 50 36° 5 W/2700K GU10	VGU1050827	4058075198586	50	GU10	5	350	850	2700	80	15000	A+	10	1
VALUE PAR 16 50 120° 5 W/2700K GU10	VGU1050827/120	4058075198678	50	GU10	5	350	120	2700	80	15000	A+	10	2
LED VALUE PAR 16 50 36° 5 W/4000K GU10	VGU1050840	4058075198616	50	GU10	5	350	850	4000	80	15000	A+	10	1
VALUE PAR 16 50 120° 5 W/4000K GU10	VGU1050840/120	4058075198708	50	GU10	5	350	120	4000	80	15000	A+	10	2
VALUE PAR 16 50 36° 5 W/6500K GU10	VGU1050865	4058075198647	50	GU10	5	350	850	6500	80	15000	A+	10	1
VALUE PAR 16 50 120° 5 W/6500K GU10	VGU1050865/120	4058075198739	50	GU10	5	350	120	6500	80	15000	A+	10	2
VALUE PAR 16 80 36° 6.9 W/2700K GU10	VGU1080827	4058075198760	80	GU10	6.9	575	1200	2700	80	15000	A+	10	1
VALUE PAR 16 80 120° 6.9 W/2700K GU10	VGU1080827/120	4058075198852	80	GU10	6.9	575	180	2700	80	15000	A+	10	2
VALUE PAR 16 80 36° 6.9 W/4000K GU10	VGU1080840	4058075198791	80	GU10	6.9	575	1200	4000	80	15000	A+	10	1
VALUE PAR 16 80 120° 6.9 W/4000K GU10	VGU1080840/120	4058075198883	80	GU10	6.9	575	180	4000	80	15000	A+	10	2
VALUE PAR 16 80 36° 6.9 W/6500K GU10	VGU1080865	4058075198821	80	GU10	6.9	575	1200	6500	80	15000	A+	10	1
VALUE PAR 16 80 120° 6.9 W/6500K GU10	VGU1080865/120	4058075198913	80	GU10	6.9	575	180	6500	80	15000	A+	10	2

- Ideal for economical spotlighting
- Alternative to line-voltage halogen lamps
- Very low energy consumption
- No UV and near-IR radiation in the light beam

¹ L70/B50 | ² Energy efficiency class (EEC) on a scale of A++ (highest efficiency) to E (lowest efficiency)



PARATHOM MR16 - Low-voltage LED reflector lamps MR16 with retrofit pin base

Product name	Static Code	GTIN (EAN)	wΔW	EE	W	lm	cd	K	Ra	t _{in} ¹	PPPT ²	RoHS	No.
--------------	-------------	------------	-----	----	---	----	----	---	----	------------------------------	-------------------	------	-----

PARATHOM PRO MR16 – dimmable¹, 36°, 12V², 20W-/35W-/43W-Replacement

P MR16 20 36° DIM 4.5 W/2700K GU5.3	MR1620D927	4058075095663	20	GU5.3	4.5	230	600	2700	97	✓	40000	A	10	1
P MR16 20 36° DIM 4.5 W/3000K GU5.3	MR1620D930	4058075095649	20	GU5.3	4.5	230	600	3000	97	✓	40000	A	10	1
P MR16 20 36° DIM 4.5 W/4000K GU5.3	MR1620D940	4058075095625	20	GU5.3	4.5	230	600	4000	97	✓	40000	A	10	1
PPRO MR16 35 36° 6.3 W/2700K GU5.3 DIM	MR1635D927	4058075094994	35	GU5.3	6.3	350	900	2700	97	✓	40000	A	10	2
PPRO MR16 35 36° 6.3 W/3000K GU5.3 DIM	MR1635D930	4058075094970	35	GU5.3	6.3	350	900	3000	97	✓	40000	A	10	2
PPRO MR16 35 36° 6.3 W/4000K GU5.3 DIM	MR1635D940	4058075094918	35	GU5.3	6.3	350	900	4000	97	✓	40000	A	10	2
PPRO MR16 43 36° DIM 7.8 W/2700K GU5.3	MR1643D927	4058075095069	43	GU5.3	7.8	500	1150	2700	97	✓	40000	A	10	2
PPRO MR16 43 36° DIM 7.8 W/3000K GU5.3	MR1643D930	4058075095045	43	GU5.3	7.8	500	1150	3000	97	✓	40000	A	10	2
PPRO MR16 43 36° DIM 7.8 W/4000K GU5.3	MR1643D940	4058075095014	43	GU5.3	7.8	500	1150	4000	97	✓	40000	A	10	2

PARATHOM DIM MR16 – dimmable¹, 36°, 12V², 20W-/35W-/50W-Replacement

P MR16 20 36° 3.4 W/2700K GU5.3	MR1620D827	4058075094871	20	GU5.3	3.4	230	600	2700	80	✓	25000	A+	10	1
P MR16 20 36° 3.4 W/3000K GU5.3	MR1620D830	4058075094857	20	GU5.3	3.4	230	600	3000	80	✓	25000	A+	10	1
P MR16 20 36° 3.4 W/4000K GU5.3	MR1620D840	4058075094833	20	GU5.3	3.4	230	600	4000	80	✓	25000	A+	10	1
P MR16 35 36° 5 W/2700K GU5.3	MR1635D827	4058075094956	35	GU5.3	5	350	950	2700	80	✓	25000	A+	10	1
P MR16 35 36° 5 W/3000K GU5.3	MR1635D830	4058075094932	35	GU5.3	5	350	950	3000	80	✓	25000	A+	10	1
P MR16 35 36° 5 W/4000K GU5.3	MR1635D840	4058075094895	35	GU5.3	5	350	950	4000	80	✓	25000	A+	10	1
P MR16 50 36° 7.8 W/2700K GU5.3	MR1650D827	4058075095120	50	GU5.3	7.8	621	1430	2700	80	✓	25000	A+	10	2
P MR16 50 36° 7.8 W/3000K GU5.3	MR1650D830	4058075095106	50	GU5.3	7.8	621	1430	3000	80	✓	25000	A+	10	2
P MR16 50 36° 7.8 W/4000K GU5.3	MR1650D840	4058075095083	50	GU5.3	7.8	621	1430	4000	80	✓	25000	A+	10	2

PARATHOM MR16 – 36°, 12V², 20W-/35W-/50W-Replacement

P MR16 20 36° 2.9 W/2700K GU5.3	MR1620827	4052899957749	20	GU5.3	2.9	230	600	2700	80	-	15000	A+	10	1
P MR16 20 36° 2.9 W/3000K GU5.3	MR1620830	4058075815391	20	GU5.3	2.9	230	600	3000	80	-	15000	A+	10	1
P MR16 20 36° 2.9 W/4000K GU5.3	MR1620840	4052899957732	20	GU5.3	2.9	230	600	4000	80	-	15000	A+	10	1
P MR16 35 36° 4.6 W/2700K GU5.3	MR1635827	4052899957770	35	GU5.3	4.6	350	950	2700	80	-	15000	A+	10	1
P MR16 35 36° 4.6 W/3000K GU5.3	MR1635830	4058075815513	35	GU5.3	4.6	350	950	3000	80	-	15000	A+	10	1
P MR16 35 36° 4.6 W/4000K GU5.3	MR1635840	4052899957787	35	GU5.3	4.6	350	950	4000	80	-	15000	A+	10	1
P MR16 50 36° 7.2 W/2700K GU5.3	MR1650827	4052899957817	50	GU5.3	7.2	621	1430	2700	80	-	15000	A+	10	2
P MR16 50 36° 7.2 W/3000K GU5.3	MR1650830	4058075815575	50	GU5.3	7.2	621	1430	3000	80	-	15000	A+	10	2
P MR16 50 36° 7.2 W/4000K GU5.3	MR1650840	4052899957824	50	GU5.3	7.2	621	1430	4000	80	-	15000	A+	10	2

- Short payback period thanks to low energy consumption and maintenance costs
- Premium light quality thanks to high colour rendering index and narrow binning
- Easy replacement of halogen lamps due to compact full glass design and single optic

¹ LED lamps can be operated with a wide variety of commercially available dimmers; details and results of compatibility tests can be seen at www.ledvance.com/dim and in the additional technical product information sheets linked there | ² Compatible with many commercially available electronic switchgear devices. Details can be seen at www.ledvance.com/low-voltage-led-lamps | ³ L70/B50 | ⁴ Energy efficiency class (EEC) on a scale of A++ (highest efficiency) to E (lowest efficiency)



PARATHOM MR11 - Low-voltage LED reflector lamps MR11 with retrofit pin base

Product name	Static Code	GTIN (EAN)	wΔW	⊘	W	lm	cd	K	Ra	1	t _{in} ²	3	4	5	6	7	8	9	10	11	12	13	14	15	16	17	18	19	20	21	22	23	24	25	26	27	28	29	30	31	32	33	34	35	36	37	38	39	40	41	42	43	44	45	46	47	48	49	50
--------------	-------------	------------	-----	---	---	----	----	---	----	---	------------------------------	---	---	---	---	---	---	---	----	----	----	----	----	----	----	----	----	----	----	----	----	----	----	----	----	----	----	----	----	----	----	----	----	----	----	----	----	----	----	----	----	----	----	----	----	----	----	----	----

PARATHOM DIM MR11 – dimmable¹, 36°, 12V², 20W-/35W-Replacement

P MR11 20 36° 3.2 W/2700K GU4	MR1120D827	4058075263925	20	GU4	3.2	184	400	2700	90	✓	25000	A+	10	1
P MR11 35 36° 4.5 W/2700K GU4	MR1135D827	4058075264007	35	GU4	4.5	345	600	2700	80	✓	25000	A+	10	1

PARATHOM MR11 12 V² – 36°, 12V², 20W-/35W-Replacement

P MR11 20 36° 2.5 W/2700K GU4	MR1120827	4058075105195	20	GU4	2.5	184	400	2700	80	-	15000	A+	10	1
P MR11 20 36° 2.5 W/4000K GU4	MR1120840	4058075105157	20	GU4	2.5	184	400	4000	80	-	15000	A+	10	1
P MR11 35 36° 4 W/2700K GU4	MR1135827	4058075105317	35	GU4	4	345	600	2700	80	-	15000	A+	10	1
P MR11 35 36° 4 W/4000K GU4	MR1135840	4058075105256	35	GU4	4	345	600	4000	80	-	15000	A+	10	1

- Very long lifetime of up to 25,000 h
- Low energy consumption
- Easy relamping thanks to compact design and GU4 base
- Instant 100 % light, no warm-up time

PARATHOM PRO AR111 - LED reflector lamps AR111 with retrofit pin base

Product name	Static Code	GTIN (EAN)	wΔW	⊘	W	lm	cd	K	Ra	1	t _{in} ²	3	4	5	6	7	8	9	10	11	12	13	14	15	16	17	18	19	20	21	22	23	24	25	26	27	28	29	30	31	32	33	34	35	36	37	38	39	40	41	42	43	44	45	46	47	48	49	50
--------------	-------------	------------	-----	---	---	----	----	---	----	---	------------------------------	---	---	---	---	---	---	---	----	----	----	----	----	----	----	----	----	----	----	----	----	----	----	----	----	----	----	----	----	----	----	----	----	----	----	----	----	----	----	----	----	----	----	----	----	----	----	----	----

PARATHOM PRO AR111 – dimmable¹, 24°/40°, 12V², 50W-/75W-/100W-Replacement

P AR111 50 24° 11.8 W/2700K G53	AR11150D927/24	4058075264472	50	G53	11.8	650	2600	2700	97	✓	40000	A	6	2
P AR111 50 40° 11.8 W/2700K G53	AR11150D927/40	4058075264519	50	G53	11.8	650	1600	2700	97	✓	40000	A	6	2
P AR111 50 24° 11.8 W/3000K G53	AR11150D930/24	4058075264458	50	G53	11.8	650	2600	3000	97	✓	40000	A	6	2
P AR111 50 40° 11.8 W/3000K G53	AR11150D930/40	4058075264496	50	G53	11.8	650	1600	3000	97	✓	40000	A	6	2
P AR111 75 24° 15 W/2700K G53	AR11175D927/24	4058075105058	75	G53	15	800	4000	2700	97	✓	40000	A	6	2
P AR111 75 40° 15 W/2700K G53	AR11175D927/40	4058075105096	75	G53	15	800	2200	2700	97	✓	40000	A	6	2
P AR111 75 24° 15 W/3000K G53	AR11175D930/24	4058075105034	75	G53	15	800	4000	3000	97	✓	40000	A	6	2
P AR111 75 40° 15 W/3000K G53	AR11175D930/40	4058075105072	75	G53	15	800	2200	3000	97	✓	40000	A	6	2
P AR111 75 24° 15 W/4000K G53	AR11175D940/24	4058075105010	75	G53	15	850	4000	4000	97	✓	40000	A	6	2
P AR111 100 24° 16 W/2700K G53	AR111100D927/24	4058075105119	100	G53	16	1100	3200	2700	90	✓	40000	A	6	2

- Short payback period thanks to low energy consumption and maintenance costs
- Premium light quality thanks to high colour rendering index and narrow binning
- Easy replacement of halogen lamps due to compact design and single optic design

¹ LED lamps can be operated with a wide variety of commercially available dimmers; details and results of compatibility tests can be seen at www.ledvance.com/dim and in the additional technical product information sheets linked there | ² Compatible with many commercially available electronic switchgear devices. Details can be seen at www.ledvance.com/low-voltage-led-lamps | ³ L70/B50 | ⁴ Energy efficiency class (EEC) on a scale of A++ (highest efficiency) to E (lowest efficiency)



LED STAR R39 - LED reflector lamps

Product name	Static Code	GTIN (EAN)	wΔW	⊘	W	lm	cd	K	Ra	1	t _{in} ²	3	4	5	6	7	8	9	10	11	12	13	14	15	16	17	18	19	20	21	22	23	24	25	26	27	28	29	30	31	32	33	34	35	36	37	38	39	40	41	42	43	44	45	46	47	48	49	50
--------------	-------------	------------	-----	---	---	----	----	---	----	---	------------------------------	---	---	---	---	---	---	---	----	----	----	----	----	----	----	----	----	----	----	----	----	----	----	----	----	----	----	----	----	----	----	----	----	----	----	----	----	----	----	----	----	----	----	----	----	----	----	----	----

LED STAR R39 – 36°, 220-240V, 25W-Replacement

ST R39 25 36° 1.5 W/2700K E14	R3925E14	4058075264168	25	E14	1.5	110	280	2700	80	39	15000	A++	6	1
-------------------------------	----------	---------------	----	-----	-----	-----	-----	------	----	----	-------	-----	---	---

- Long lifetime of up to 15,000 h
- Low energy consumption
- Easy replacement of halogen lamps thanks to compact design
- Instant 100 % light, no warm-up time

PARATHOM DIM R50 - Dimmable LED reflector lamps R50 with retrofit screw base

Product name	Static Code	GTIN (EAN)	wΔW	⊘	W	lm	cd	K	Ra	1	t _{in} ²	3	4	5	6	7	8	9	10	11	12	13	14	15	16	17	18	19	20	21	22	23	24	25	26	27	28	29	30	31	32	33	34	35	36	37	38	39	40	41	42	43	44	45	46	47	48	49	50
--------------	-------------	------------	-----	---	---	----	----	---	----	---	------------------------------	---	---	---	---	---	---	---	----	----	----	----	----	----	----	----	----	----	----	----	----	----	----	----	----	----	----	----	----	----	----	----	----	----	----	----	----	----	----	----	----	----	----	----	----	----	----	----	----

PARATHOM DIM R50 – dimmable¹, 36°, 220-240V, 60W-Replacement

P R50 60 36° 5.9 W/2700K E14	R5060DE14	4058075096943	60	E14	5.9	345	600	2700	90	✓	25000	A+	10	2
------------------------------	-----------	---------------	----	-----	-----	-----	-----	------	----	---	-------	----	----	---

PARATHOM R50 – 36°, 220-240V, 25W-/40W-/60W-Replacement

P R50 25 36° 1.5 W/2700K E14	R5025E14	4058075263888	25	E14	1.5	110	300	2700	80	-	15000	A+	10	2
P R50 40 36° 2.6 W/2700K E14	R5040E14	4058075263901	40	E14	2.6	210	450	2700	80	-	15000	A++	10	2
P R50 60 36° 4.3 W/2700K E14	R5060E14	4058075264663	60	E14	4.3	345	600	2700	80	-	15000	A+	10	2

PARATHOM DIM R63 – dimmable¹, 36°, 220-240V, 60W-Replacement

P R63 60 36° 5.9 W/2700K E27	R6360DE27	4058075097100	60	E27	5.9	345	630	2700	90	✓	25000	A+	10	3
------------------------------	-----------	---------------	----	-----	-----	-----	-----	------	----	---	-------	----	----	---

PARATHOM R63 – 36°, 220-240V, 40W-/60W-Replacement

P R63 40 36° 2.6 W/2700K E27	R6340E27	4058075263949	40	E27	2.6	210	450	2700	80	-	15000	A++	10	3
P R63 60 36° 4.3 W/2700K E27	R6360E27	4058075263963	60	E27	4.3	345	670	2700	80	-	15000	A+	10	3

PARATHOM DIM R80 – dimmable¹, 36°, 220-240V, 60W-/100W-Replacement

P R80 60 36° 5.9 W/2700K E27	R8060DE27	4058075097308	60	E27	5.9	345	630	2700	90	✓	15000	A+	10	4
P R80 100 36° 9.6 W/2700K E27	R80100DE27	4058075097186	100	E27	9.6	670	1130	2700	80	✓	25000	A+	10	4

PARATHOM R80 – 36°, 220-240V, 60W-/100W-Replacement

P R80 60 36° 4.3 W/2700K E27	R8060E27	4058075264595	60	E27	4.3	345	670	2700	80	-	15000	A+	10	4
P R80 100 36° 9.1 W/2700K E27	R80100E27	4058075264649	100	E27	9.1	670	1340	2700	80	-	15000	A+	10	4

- Very long lifetime of up to 25,000 h
- Low energy consumption
- Easy replacement of halogen lamps thanks to compact design
- Instant 100 % light, no warm-up time

¹ LED lamps can be operated with a wide variety of commercially available dimmers; details and results of compatibility tests can be seen at www.ledvance.com/dim and in the additional technical product information sheets linked there | ² L70/B50 | ³ Energy efficiency class (EEC) on a scale of A++ (highest efficiency) to E (lowest efficiency)



PARATHOM PAR20/30/38 - LED reflector lamps with retrofit screw base

Product name	Static Code	GTIN (EAN)	wΔW	⊘	W	lm	cd	K	Ra	¹	t _{in} ²	³		
PARATHOM DIM PAR20 – dimmable¹, 36°, 220-240V, 50W-Replacement														
P PAR 20 50 36° 5 W/2700K E27	PAR2050DE27	4058075264267	50	E27	5	345	800	2700	90	✓	25000	A+	6	1
PARATHOM DIM PAR30 – dimmable¹, 36°, 220-240V, 75W-Replacement														
P PAR 30 75 36° 10 W/2700K E27	PAR3075DE27	4058075264304	75	E27	10	633	1600	2700	90	✓	25000	A	6	2
PARATHOM DIM PAR38 – dimmable¹, 30°, 220-240V, 120W-Replacement														
P PAR 38 120 30° 12.5 W/2700K E27	PAR38100DE27	4058075264083	120	E27	12.5	1035	2600	2700	80	✓	25000	A+	6	3
PARATHOM PAR38 – 15°/30°, 220-240V, 120W-Replacement														
P PAR 38 120 15° 12.5 W/2700K E27	PAR38100E27/15	4058075264069	120	E27	12.5	1035	4500	2700	80	-	25000	A+	6	4
P PAR 38 120 30° 12.5 W/2700K E27	PAR38100E27/30	4058075264106	120	E27	12.5	1035	2600	2700	80	-	25000	A+	6	3

- Low energy consumption
- Easy replacement of halogen lamps thanks to compact design
- Instant 100 % light, no warm-up time



GLOW DIM LED LAMPS (2700K-2200K)

Product name	Static Code	GTIN (EAN)	wΔW	⊘	W	lm	K	Ra	t _{in} ²	³				
GlowDIM LED Classic A Lamps														
LED STAR+ CL A GLDFIL 40 GLOWdim 4,5W/827 E27	GLOWA40D827E27	4058075808522	40	E27	4.5	470	2700-2200	80	15000	A++	6	3		
LED STAR+ CL A GLDFIL 60 GLOWdim 7W/827 E27	GLOWA60D827E27	4058075037526	60	E27	7	806	2700-2200	80	15000	A++	6	4		
GlowDIM Candle LED Lamps														
LED STAR+ CL B GLDFIL 40 GLOWdim 4,5W/827 E14	GLOWB40D827E14	4058075808140	40	E14	4.5	470	2700-2200	80	15000	A++	6	5		
GlowDIM Golfball LED Lamps														
LED STAR+ CL P GLDFIL 40 GLOWdim 4,5W/827 E14	GLOWP40D827E14	4058075809055	40	E14	4.5	470	2700-2200	80	15000	A++	6	6		
GlowDIM Edison LED Lamps														
LED STAR+ CL Edison GLDFIL 60 GLOWdim 7W/827 E27	GLOWED60D827E27	4058075808201	60	E27	7	806	2700-2200	80	15000	A++	6	7		
GlowDIM Globe LED Lamps														
LED STAR+ CL GLOBE125 GLDFIL 60 GLOWdim 7W/827 E27	GLOWGL60E827E27	4058075808942	60	E27	7	806	2700-2200	80	15000	A++	6	8		
GLOWdim Reflector LED Lamps														
PARATHOM+ PAR16 GLD 50 GLOWdim 36° 4,6W/827	GLOWGU1050D827	4058075105379	50	GU10	4.6	350	2700-1800	80	25000	A+	10	1		
PARATHOM+ MR16 GLD 35 GLOWdim 36° 5,2W/827	GLOWMR1635D827	4058075105355	50	GU5.3	5.2	350	2700-1800	80	25000	A+	10	2		
PARATHOM PRO AR111 GLD 50 GLOWdim 24° 12W/927	GLOWAR11150D927	4058075104891	50	G53	12	650	2700-1800	90	40000	A	6	3		
PARATHOM PRO AR111 GLD 50 GLOWdim 40° 12W/927	GLOWAR11150D927	4058075104952	50	G53	12	650	2700-1800	90	40000	A	6	3		

- Directly controllable via dimmer¹, no remote control required
- Provides an especially warm light when dimmed down
- Directly controllable via dimmer, no remote control required
- Can be easily combined with other GLOWdim products in one application
- Very long lifetime of up to 25,000 h

¹ LED lamps can be operated with a wide variety of commercially available dimmers; details and results of compatibility tests can be seen at www.ledvance.com/dim and in the additional technical product information sheets linked there | ² L70/B50 | ³ Energy efficiency class (EEC) on a scale of A++ (highest efficiency) to E (lowest efficiency)

¹ LED lamps can be operated with a wide variety of commercially available dimmers; details and results of compatibility tests can be seen at www.ledvance.com/dim and in the additional technical product information sheets linked there. Compatible with many commercially available electronic switchgear devices. Details can be seen at www.ledvance.com/low-voltage-led-lamps | ² L70/B50 | ³ Energy efficiency class (EEC) on a scale of A++ (highest efficiency) to E (lowest efficiency)



LED RELAX and ACTIVE - LED lamps with two light colours in one lamp

Product name	Static Code	GTIN (EAN)	wΔW	⌘	W	lm	K	Ra	t _{in} ¹	⌘ ²	⌘ ³	⌘ ⁴	⌘ ⁵
LED RELAX and ACTIVE CLASSIC A – 60W-Replacement													
SST CLAS A 60 FIL 7 W/2700K E27	ACTIVEA60FCE27	4058075114180	60	E27	7	806	2700	80	15000	A++	6	1	
LED RELAX and ACTIVE CLASSIC B – 40W-Replacement													
SST CLAS B 40 CL 4 W/2700K E14	ACTIVEB44FCE14	4058075114241	40	E14	4	470	2700	80	15000	A++	6	2	
LED RELAX and ACTIVE CLASSIC P – 40W-Replacement													
SST CLAS P 40 CL 4 W/2700K E14	ACTIVEP44FCE14	4058075114340	40	E14	4	470	2700	80	15000	A++	6	3	
LED RELAX and ACTIVE PAR16 – 36°, 220-240V, 50W-Replacement													
SST Active & Relax PAR 16 50 36° 5.2 W/2700K GU10	ACTIVEGU1050	4058075105638	50	GU10	5.2	350	2700	80	15000	A+	6	4	

- Creates individual atmospheres: Warm White to relax, Cool White for activity
- Easy change of colour temperature with double click of wall switch
- Always fitting light due to two light colours in one lamp: Warm White and Cool White
- Supports the biorhythm through activating and relaxing light colour

¹ L70/B50 | ² Energy efficiency class (EEC) on a scale of A++ (highest efficiency) to E (lowest efficiency)



SENSOR BASED LED LAMPS

Product name	Static Code	GTIN (EAN)	wΔW	⌘	W	lm	K	Ra	⌘ ¹	t _{in} ²	⌘ ³	⌘ ⁴	⌘ ⁵
PARATHOM+ CL A DSFIL 40 non-dim 4W/840 E27	DSA40FC840E27	4058075162266	40	E27	4	470	4000	80	-	15000	A++	10	1
PARATHOM+ CL A DSFR 60 non-dim 8,5W/827 E27	DSA60FR827E27	4058075303485	60	E27	8.5	806	2700	80	-	25,000	A+	10	1
PARATHOM+ CL A DSFIL 60 non-dim 6,5W/840 E27	DSA60FC827E27	4058075162228	60	E27	7	806	4000	80	-	15000	A++	10	1

LED REMOTE CONTROL LAMPS

Product name	Static Code	GTIN (EAN)	wΔW	⌘	W	lm	K	Ra	⌘ ¹	t _{in} ²	⌘ ³	⌘ ⁴	⌘ ⁵
LED STAR+ CL B RGBWFR 25 dimmable via remote control 4,5W/827 E14	B25DFRRGBWE14REM	4058075045736	25	E14	4.5	250	2700	80	✓	25,000	A	6	3
LED STAR+ CL P RGBWFR 25 dimmable via remote control 4,5W/827 E14	P25DFRRGBWE14REM	4058075045712	25	E14	4.5	250	2700	80	✓	25,000	A	6	5
LED STAR+ PAR16 RGBW 25 dimmable via remote control 120° 4,5W/827	GU1025DRGBWREM	4058075045750	25	GU10	4.5	250	2700	80	✓	25,000	A	6	7
LED STAR+ CL B RGBWFR 40 dimmable via remote control 5,5W/827 E14	B40DFRRGBWE14REM	4058075144309	40	E14	5.5	470	2700	80	✓	25,000	A	6	4
LED STAR+ CL P RGBWFR 40 dimmable via remote control 5,5W/827 E14	P40DFRRGBWE14REM	4058075144385	40	E14	5.5	470	2700	80	✓	25,000	A	6	6
LED STAR+ CL A RGBWFR 60 dimmable via remote control 9W/827 E27	A60DFRRGBWE27REM	4058075045675	60	E27	9	806	2700	80	✓	25,000	A+	6	2

LED UNIVERSAL GLOBE

Product name	Static Code	GTIN (EAN)	wΔW	⌘	W	lm	K	Ra	⌘ ¹	t _{in} ²	⌘ ³	⌘ ⁴	⌘ ⁵
LED STAR CL GLOBE125 Silver 15 non-dim 3W/827 E27	UNIG15E27	4058075091917	15	E27	3	70	2700	80	-	15,000	A	4	8

¹ LED lamps can be operated with a wide variety of commercially available dimmers; details and results of compatibility tests can be seen at www.ledvance.com/dim and in the additional technical product information sheets linked there | ² L70/B50 | ³ Energy efficiency class (EEC) on a scale of A++ (highest efficiency) to E (lowest efficiency)

OUR NEW PRODUCT RANGE – ONE PORTFOLIO AND MANY GOOD REASONS

Why do lighting professionals and retail customers opt for LEDVANCE? Because we are one of the world's leading providers of general lighting – with more than 100 years of experience. Because we can offer our customers a comprehensive portfolio of LED luminaires, LED lamps, LED strip systems and traditional lamps under one roof. And because our product range allows us to create tailored lighting solutions – from shops to industrial lighting.



LED LUMINAIRES

Reliable performance, functional use: With three light distributions, the new high-performance Floodlight Performance, for example, ensures optimum individual illumination. The dimmable Tracklight Spot Zoom with manual zoom lens is

a versatile spotlight solution for a host of different shop applications. Meanwhile, the Panel Direct/Indirect offers enhanced comfort in offices thanks to its ideal mix of direct and indirect light.



LED LAMPS:

With the new range of LED lamps under the OSRAM brand, LEDVANCE offers lighting solutions that are both clever and user friendly. In the LED tube range, for example, the new SubstiTUBE® T5 Universal impresses as an energy-efficient all-in-one innovation. New additions to the LED special lamp range, such as the SPECIAL T SLIM 60 or the new HQI LED HIGHBAY, make the switch to LED even easier now. And the Vintage Edition 1906 with its eclectic design creates atmospheric light in the new smoked glass model too.



LED STRIP SYSTEMS:

The new LEDVANCE LED Strip System includes drivers, profiles and accessories in addition to LED strips. The LED strips impress thanks to their long lifespan, low maintenance costs and high colour rendering index of up to CRI 90. In addition, the portfolio allows tailored use in ambient, cove and general lighting based on three application-related quality levels, five light colours and a broad range of luminous flux levels.

ALWAYS AND EVERYWHERE: THE ONLINE PORTAL WITH A WEALTH OF INFORMATION, ADVICE AND SPECIALIST KNOWLEDGE

Are you looking for information about our products and services? LEDVANCE keeps you up to date always: from locally in wholesale to our sales employees or our customer service centre (e-mail: csc.uk@ledvance.com). You will find an overview here of our competencies, databases and tools.



► THE PRODUCT PORTFOLIO FILTERED TO PERFECTION

Type of base, light colour, colour rendering – use our online filter for targeted searches in our LED lamp portfolio: www.ledvance.co.uk/led-lamps

► REFERENCES PROVIDE INSPIRATION

A selection of some top lighting projects can be found at: www.ledvance.co.uk/projects

► LEDVANCE SERVICE-PLUS

Our specialised sales department supports and advises our commercial end customers – in person too. Find out all you need to know here: www.ledvance.co.uk/vam

► DOWNLOAD CENTRE

Catalogues, compatibility overviews, brochures, and much more are available for you in our download centre: www.ledvance.co.uk/download

► OUR TOOLS FOR YOU

From the LED strip system configurator to the TCO calculator, you will find all the practical tools you need at: www.ledvance.co.uk/tools

► SERVICE AT A GLANCE

You will find a summary of all of our service offerings at a glance here: www.ledvance.co.uk/services

NEW: THE ONLINE TRAINING PLATFORM

A host of application-oriented eLearnings for professional users, practical tips concerning installation, integrated standards check, planning tips, and much more.

Register and find out more at www.training.ledvance.com



FAST LIGHT CALCULATOR

The light calculation tool – calculate your LED lamp requirement really conveniently, taking account of relevant parameters such as room size or reflection level.¹ Available directly in the e-catalog!

LIGHT CALCULATION WITH DIALUX AND RELUX

DIALux and RELUX users can now also integrate LEDVANCE products really easily into their lighting planning. We also support users through consultancy, calculation and after-sales support.

¹ The Fast Light Calculator is not intended to replace comprehensive, expertly executed light planning with DIALux, RELUX or another professional light planning software. The light distribution of a LED lamp can be influenced by a luminaire.

ABOUT LEDVANCE

With offices in more than 50 countries and business activities in more than 140 countries, LEDVANCE is one of the world's leading general lighting providers for professional users and end consumers. Having emerged from the general lighting business of OSRAM GmbH, LEDVANCE offers a wide-ranging assortment of LED luminaires for a broad spectrum of application areas, intelligent lighting products for Smart Homes and Buildings, one of the largest LED lamps portfolios in the industry as well as traditional light sources.



LEDVANCE

LEDVANCE Ltd
Aquila House
Delta Crescent, Westbrook
Warrington, WA5 7NR
United Kingdom

LEDVANCE Ireland
70 Sir John Rogerson's Quay
Dublin 2
Ireland

Telephone: +44 (0) 1925 46 50 00

Email: csc.uk@ledvance.com

LEDVANCE is the expert partner for installers and lighting professionals. Our product portfolio includes a broad range of innovative LED lamps in outstanding brand quality to complement our extensive range of luminaires. You will find more information on our lamp and service offering online at www.ledvance.co.uk

Partner:



LEDVANCE is the licensee of product trademark OSRAM in general lighting

LEDVANCE.CO.UK
LEDVANCE.IE

