



Model Number

NBB1,5-5GM25-E3-V3

Features

- Basic series
- 1.5 mm flush

Accessories

BF 5

Mounting flange, 5 mm

V3-WM

Female connector, M8, 3-pin, field attachable

V3-GM

Female connector, M8, 3-pin, field attachable

V3-WM-2M-PUR

Cable socket, M8, 3-pin, PUR cable

Technical Data

General specifications

Switching function	Normally closed (NC)
Output type	PNP
Rated operating distance	s_n 1.5 mm
Installation	flush
Output polarity	DC
Assured operating distance	s_a 0 ... 1.215 mm
Actuating element	5 mm x 5 mm x 1 mm
Reduction factor r_{Al}	0.41
Reduction factor r_{Cu}	0.38
Reduction factor r_{304}	0.85
Reduction factor r_{Brass}	0.54
Output type	3-wire

Nominal ratings

Operating voltage	U_B	10 ... 30 V
Switching frequency	f	0 ... 3000 Hz
Hysteresis	H	1 ... 15 %
Reverse polarity protection		reverse polarity protected
Short-circuit protection		pulsing
Voltage drop	U_d	≤ 3 V
Operating current	I_L	0 ... 200 mA
Off-state current	I_r	0 ... 0.1 mA typ. 0.1 μ A at 25 °C
No-load supply current	I_0	≤ 10 mA
Switching state indicator		LED, yellow

Functional safety related parameters

MTTF _d	1149 a
Mission Time (T _M)	20 a
Diagnostic Coverage (DC)	0 %

Ambient conditions

Ambient temperature	-25 ... 70 °C (-13 ... 158 °F)
---------------------	--------------------------------

Mechanical specifications

Connection type	Connector M8 x 1, 3-pin
Housing material	Stainless steel 1.4305 / AISI 303
Sensing face	POM
Degree of protection	IP67

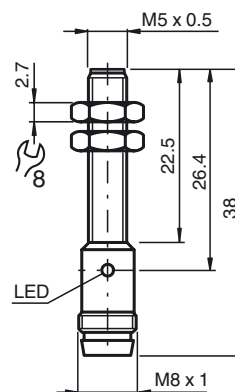
Compliance with standards and directives

Standard conformity	
Standards	EN 60947-5-2:2007 EN 60947-5-2/A1:2012 IEC 60947-5-2:2007 IEC 60947-5-2 AMD 1:2012

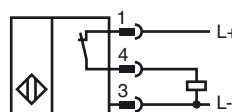
Approvals and certificates

UL approval	cULus Listed, General Purpose
CSA approval	cCSAus Listed, General Purpose
CCC approval	CCC approval / marking not required for products rated ≤ 36 V

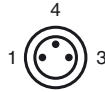
Dimensions



Electrical Connection



Pinout



Wire colors in accordance with EN 60947-5-2

1		BN	(brown)
3		BU	(blue)
4		BK	(black)