



25V, 70.7V and 100V LINE MATCHING TRANSFORMERS

HT Series
LT Series
HX Series

One



HT327



HT167



HT-87(82)(810)



HT-47(42)



LT-70(25), LT100,
LT-471(421), LT-72, LT-272(222)

32-WATT TRANSFORMER

HT327. High power handling unit with minimal insertion loss and wide frequency response provides quality line matching of loudspeakers in high sound power systems. Unit is constructed of audio grade laminations and offers primary taps at 8, 16 and 32 watts with secondary impedance of 4 and 8 ohms. Insertion loss does not exceed 0.6dB and operates within a frequency range of +1dB from 30 Hz to 15 kHz. The transformer is designed for external mounting to surfaces other than the loudspeaker.

16-WATT TRANSFORMER & OPTIONAL MOUNTING BRACKET

HT167. High quality line matching transformer 0.6dB insertion loss assures efficient loudspeaker matching in distributed 70.7-volt systems. Unit is constructed of audio grade laminations and has primary taps at 4, 8 and 16 watts. The secondary impedance is 4 and 8 ohms. Frequency response is +1dB from 40 Hz to 15 kHz.

CX188329. Dedicated mounting bracket facilitates installation of the HT-167 transformer to standard mounting holes 8" loudspeaker baskets. The bracket uses standard hardware and is compatible with systems utilizing loudspeaker Series: C5A, C10A(LWA), C803A (all versions), C883 and CP802.

8-WATT TRANSFORMERS

HT-87/HT-82/HT810. High-efficiency transformers have a maximum insertion loss of 0.6dB for application in distributed sound systems. Units are constructed of audio grade laminations and have a full range frequency response of +1dB from 50 Hz to 15 kHz. The primary taps are 1, 2, 4 and 8 watts. The secondary impedance taps are 4 and 8 ohms. Model HT-87 is designed for 70.7-volt lines, Model HT-82 for 25-volt lines and HT810 for 100-volt lines.

5-WATT TRANSFORMERS

LT-70/LT-25/LT100. General purpose transformers provide economical matching of loudspeakers for most distributed sound applications. The insertion loss does not exceed 1.5dB and the frequency response is +1.5dB from 100 Hz to 10 kHz. Primary taps are .5, 1, 2 and 5 watts. Secondary impedance is 8 ohms. Model LT-70 is designed for 70.7-volt lines and LT-25 for 25-volt systems. Model LT100 is a line matching transformer for 100-volt transmission systems.

4-WATT TRANSFORMERS

LT-72. Quality dual-voltage transformer equipped with terminals for 70.7- and 25-volt line application is recommended for inventory reduction advantages. Primary taps are .5, 1, 2 and 4 watts. Secondary impedance is 8 ohms. The primary and secondary employ lead wire terminations. Frequency response is +1.5dB from 100 Hz to 10 kHz. Insertion loss does not exceed 1.5dB.

HT-47/HT-42. Industry standard, high quality transformers with audio grade laminations offer low insertion loss and full-range frequency response. Insertion loss will not exceed 1.0dB and the frequency response is +1dB from 60 Hz to 12 kHz. Primary taps are .5, 1, 2 and 4 watts. Secondary impedance is 8 ohms. Model HT-47 is designed for 70.7-volt lines and Model HT-42 is for 25-volt lines.

Specifications subject to change without notice



1601 JACK MCKAY BLVD. / ENNIS, TEXAS 75119 U.S.A. / TELEPHONE: (800) 876-3333 / FAX (800) 765-3435

1 WATT TRANSFORMERS

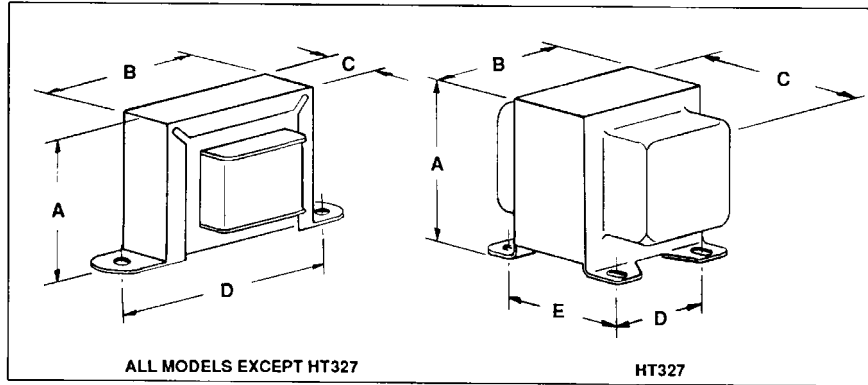
HX32-4570/HX-33-4525. Specifically designed for intercom applications when connecting a 45 ohm loudspeaker to a constant voltage system. The small size of these transformers makes them ideal for use in compact spaces. The insertion loss will not exceed 1.5dB and the frequency response is +2dB from 150 Hz-9 kHz. The primary taps are .5 and 1 watt. Secondary impedance is 45 ohms. Model HX32-4570 is designed for 70.7-volt lines and HX33-4525 for 25-volt lines.

TRANSFORMER SPECIFICATIONS									
MODEL NO.	PRI. VOLTS	FREQUENCY RESPONSE	PRIMARY TAPS (WATTS)	SECONDARY IMPEDANCE (OHMS)	MAXIMUM INSERTION LOSS	PRIMARY TERMINATIONS	SECONDARY TERMINATIONS	CORE SIZE	POWER RATING (WATTS)
HT810	100	±1dB-50Hz-15KHz	1, 2, 4 & 8	4 & 8	.6dB	6" (152mm) Color Coded	6" (152mm) Color Coded	1" X ¾" (25mm X19mm)	8
HT327	70.7	±1dB-30Hz-15KHz	8, 16 & 32	4 & 8	.6dB	6" (152mm) Color Coded	6" (152mm) Color Coded	1½" X 1¼" (32mm X32mm)	32
HT167	70.7	±1dB-40Hz-15KHz	4, 8 & 16	4 & 8	.6dB	6" (152mm) Color Coded	6" (152mm) Color Coded	1" X 1" (25 X 25mm)	16
HT-87	70.7	±1dB-50Hz-15KHz	1, 2, 4 & 8	4 & 8	.6dB	6" (152mm) Color Coded	6" (152mm) Color Coded	1" X ¾" (25 X 19mm)	8
HT-82	25	±1dB-50Hz-15KHz	1, 2, 4 & 8	4 & 8	.6dB	6" (152mm) Color Coded	6" (152mm) Color Coded	1" X ¾" (25 X 19mm)	8
HT-47	70.7	±1dB-60Hz-12KHz	.5, 1, 2 & 4	8	1.0dB	6" (152mm) Color Coded	6" (152mm) Color Coded	¾" X ¾" (16 X 16mm)	4
HT-42	25	±1dB-60Hz-12KHz	.5, 1, 2 & 4	8	1.0dB	6" (152mm) Color Coded	6" (152mm) Color Coded	¾" X ¾" (16 X 16mm)	4
LT100	100	±1.5dB-100Hz-10KHz	.5, 1, 2 & 5	8	1.5dB	6" (152mm) Color Coded	3" (76mm) Self Leads	¾" X ¾" (16 X 16mm)	5
LT-72	70.7/ 25	±1.5dB-100Hz-10KHz	.5, 1, 2 & 4	8	1.5dB	6" (152mm) Color Coded	Com. Lead + Terminals	½" X ¾" (16 X 16mm)	4
LT-70	70.7	±1.5dB-100Hz-10KHz	.5, 1, 2 & 5	8	1.5dB	6" (152mm) Color Coded	3" (76mm) Self Leads	½" X ¾" (13 X 16mm)	5
LT-25	25	±1.5dB-100Hz-10KHz	.5, 1, 2 & 5	8	1.5dB	6" (152mm) Color Coded	3" (76mm) Self Leads	½" X ¾" (13 X 16mm)	5
HX32-4570	70.7	±2dB-150Hz-9KHz	.5 & 1	45	1.5dB	6" (152mm) Color Coded	4" (102mm) Color Coded	¾" X ¾" (10 X 10mm)	1
HX33-4525	25	±2dB-150Hz-9KHz	.5 & 1	45	1.5dB	6" (152mm) Color Coded	4" (102mm) Color Coded	¾" X ¾" (10 X 10mm)	1

Specifications subject to change without notice

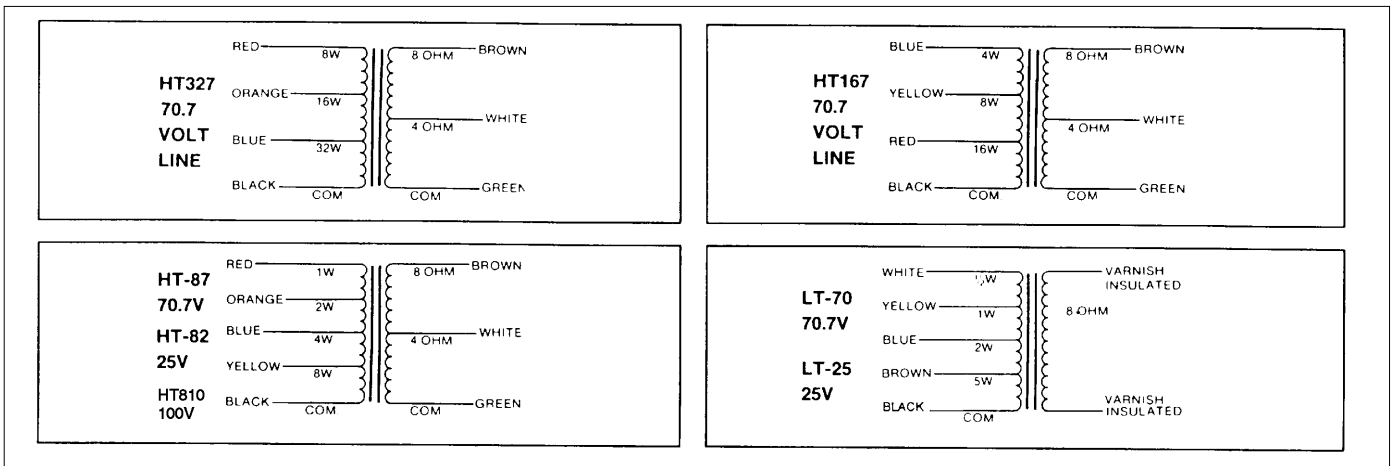


1601 JACK MCKAY BLVD. / ENNIS, TEXAS 75119 U.S.A. / TELEPHONE: (800) 876-3333 / FAX (800) 765-3435



TRANSFORMER DIMENSIONS						
MODEL	A	B	C	D	E	WEIGHT
HT810	2 3/8" (60mm)	1 31/32" (50mm)	1 3/32" (28mm)	2 3/8" (60mm)	-	1.2 lbs. (544g.)
HT327	3 1/4" (83mm)	2 1/2" (64mm)	3 1/4" (83mm)	2" (51mm)	2 1/4" (57mm)	4 lbs. (1.81kg.)
HT167	3 1/8" (79mm)	2 9/16" (65mm)	1 3/32" (28mm)	3 1/8" (79mm)	-	2 lbs. (.91kg.)
HT-87	2 3/8" (60mm)	1 31/32" (50mm)	1 3/32" (28mm)	2 3/8" (60mm)	-	1.2 lbs. (544g.)
HT-82	2 3/8" (60mm)	1 31/32" (50mm)	1 3/32" (28mm)	2 3/8" (60mm)	-	1.2 lbs. (544g.)
HT-47	1 5/8" (41mm)	1 31/32" (50mm)	2 3/32" (18mm)	2 3/8" (60mm)	-	.53 lbs. (240g.)
HT-42	1 5/8" (41mm)	1 31/32" (50mm)	2 3/32" (18mm)	2 3/8" (60mm)	-	.53 lbs. (240g.)
LT100	1 5/8" (41mm)	1 31/32" (50mm)	2 3/32" (18mm)	2 3/8" (60mm)	-	.5 lbs. (227g.)
LT-72	1 3/8" (35mm)	1 23/32" (44mm)	2 3/32" (18mm)	2" (51mm)	-	.5 lbs. (227g.)
LT-70	1 3/8" (35mm)	1 23/32" (44mm)	2 3/32" (18mm)	2" (51mm)	-	.5 lbs. (227g.)
LT-25	1 3/8" (35mm)	1 23/32" (44mm)	2 3/32" (18mm)	2" (51mm)	-	.5 lbs. (227g.)
HX32-4570	1 3/16" (30mm)	1 7/16" (37mm)	1 5/32" (12mm)	1 3/4" (44mm)	-	.2 lbs. (91g.)
HX33-4525	1 3/16" (30mm)	1 7/16" (37mm)	1 5/32" (12mm)	1 3/4" (44mm)	-	.2 lbs. (91g.)

TRANSFORMER COLOR CODE DIAGRAMS
 (Refer to Following Page for Additional Color Code Diagrams)



Specifications subject to change without notice



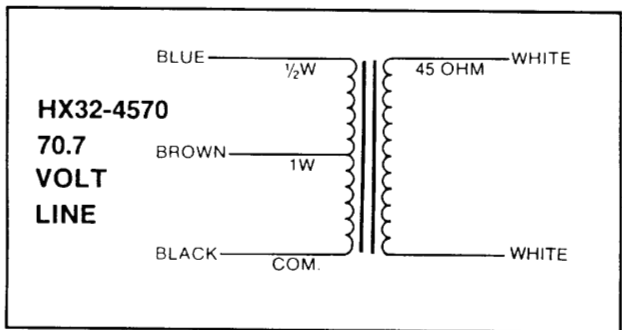
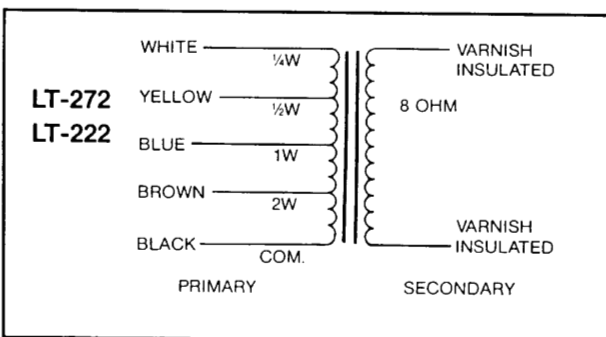
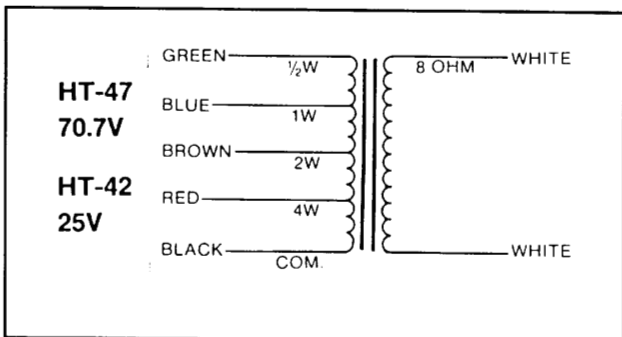
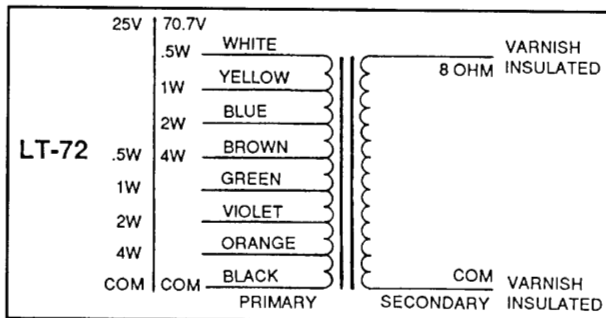
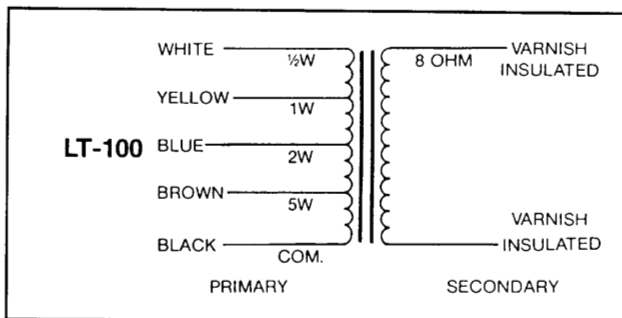
1601 JACK MCKAY BLVD. / ENNIS, TEXAS 75119 U.S.A. / TELEPHONE: (800) 876-3333 / FAX (800) 765-3435

ARCHITECT & ENGINEER SPECIFICATIONS

The transformer shall be Atlas Sound Model _____ and shall be capable of delivering its full rated power within + _____ Hz. The primary taps shall have power taps of _____ watts. The secondary imped-

ance shall be _____ ohms. The insertion loss shall not exceed _____ dB. The transformer shall be designed for _____ volt lines.

TRANSFORMER COLOR CODE DIAGRAMS



Specifications subject to change without notice



1601 JACK MCKAY BLVD. / ENNIS, TEXAS 75119 U.S.A. / TELEPHONE: (800) 876-3333 / FAX (800) 765-3435