





CONTACTS

COAX CONTACTS

		COAX PIN	COAX SOCKET	CRIMPING TOOLS	
					
				M22520/5-01	Crimp Dies
COAX CONTACT SIZE	CABLE TYPE	CONTACT PART NUMBER		CRIMPING TOOLS	
		PIN	SOCKET	INNER CONTACT	CRIMP FERRULE
16	RG-178B/U, RG-196A/U	21-033122-564 (M39029/76-425)	21-033123-564 (M39029/77-429)	M22520/2-01 w/ Positioner M22522/2-35 or w/ Daniels Positioner K532	M22520/4-01 w/ Positioner M22520/4-02
	RG-174A/U, RG-188A/U, RG-161/U, RG-187A/U, RG-316/U, RG-179B/U	21-033122-563 (M39029/76-424)	21-033123-563 (M39029/77-428)		
12	RG-180B/U, RG-195A/U	21-033122-546 (M39029/28-211)	21-033123-546 (M39029/75-416)	M22520/2-01 w/ Positioner M22520/2-34 or w/ Daniels Positioner K323	M22520/31-01 w/ Positioner M22520/31-02 or Daniels GS-200 Tool w/ Positioner G2P330
		21-033122-541 (M39029/28-409)	21-033123-541 (M39029/75-417)		
8	RG-187A/U, RG-179B/U, RG-174A/U, RG-188A/U, RG-316/U, RG-161/U	21-033102-023	21-033101-023	M22520/2-01 w/ Positioner M22520/2-31 or Solder	M22520/5-01 w/ die set M22520/5-03 (A) or M22520/5-08 (A) M22520/5-35 (B) or M22520/10-01 w/ die set M22520/10-05 (A)
	RG-142B/U, RG-223/U	21-033102-024	21-033101-024		M22520/5-01 w/ die set M22520/5-05 (A) or M22520/5-19 (B) or M22520/10-01 w/ die set M22520/10-07 (A)
	RG-180B/U, RG-195A/U	21-033102-021 (M39029/60-367)	21-033101-021 (M39029/59-366)		M22520/5-01 w/ die set M22520/5-05 (B) or M22520/5-41 (B) or M22520/10-01 w/ die set M22520/10-07 (B)
	RG-400	21-033102-027	21-033101-027		M22520/5-01 w/ die set M22520/5-45 (A)
	RG-58 (M17/155-00001)	21-033102-029	21-033101-029		M22520/5-01 w/ die set M22520/5-05 (B)

PRINTED CIRCUIT BOARD CONTACTS - PIN


PCB PIN CONTACTS	SIZE	TAIL DIAMETER +/- .001	CONTACT STICKOUT MAX./MIN.				
			D38999/20 TVP00	TVP02	D38999/26 TV06	D38999/24 TV07	
						METAL	COMPOSITE
10-407552-015	22D	0.019	.335 / .280	.555 / .500	.360 / .305	.329 / .279	.286 / .236
10-407552-055	22D	0.019	.224 / .169	.444 / .389	.249 / .194	.218 / .168	.175 / .125
10-407552-085	22D	0.019	.060 / .010	.280 / .230	.085 / .035	.054 / .009	.011 / NS
10-407552-115	22D	0.019	.002 / NS	.222 / NS	.023 / NS	NS	NS
10-497640-015	20	0.019	.348 / .298	.568 / .518	.373 / .323	.342 / .297	.299 / .254
10-497640-025	20	0.019	.213 / .163	.433 / .383	.238 / .188	.207 / .162	.164 / .119
10-497640-045	20	0.019	NS	NS	NS	NS	NS
10-497596-015	20	0.025	.058 / .012	.278 / .232	.083 / .037	.052 / .011	.009 / .044
10-497596-025	20	0.025	.148 / .102	.368 / .322	.173 / .127	.142 / .101	.099 / .058
10-497596-035	20	0.025	.229 / .183	.449 / .403	.254 / .208	.223 / .182	.180 / .058
10-497596-055	20	0.025	.346 / .300	.566 / .520	.371 / .325	.340 / .299	.297 / .256
10-497695-015	16	0.040	.255 / .205	.475 / .425	.280 / .230	.249 / .204	.206 / .161
10-497630-035	16	0.062	.060 / .010	.280 / .230	.085 / .035	.054 / .009	.011 / NS
10-497630-055	16	0.062	.228 / .178	.460 / .375	.253 / .203	.244 / .177	.201 / .190
10-597502-015	12	0.081	.228 / .178	.448 / .398	.252 / .203	.222 / .177	.179 / .134

= Standard PC tail used

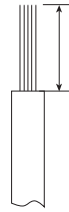
All dimensions in inches (millimeters in parenthesis)

CONTACTS

WIRE HOLE FILLER



WIRE STRIP LENGTH



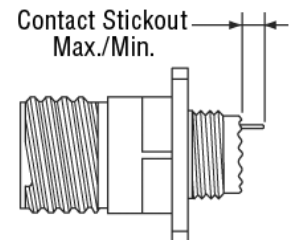
WIRE SEALING RANGE



INSTALLATION TOOLS		WIRE STRIP LENGTHS	WIRE SEALING RANGE	
INSERTION	REMOVAL		MIN.	MAX.
M81969/8-07 or M81969/14-03	M81969/8-08 or M81969/14-03	Contact us for details	.065 (1.65)	.109 (2.77)
M81969/8-09 or M81969/14-04	M81969/8-10 or M81969/14-04	Contact us for details	.097 (2.46)	.142 (3.61)
Hand insertion	M81969/14-012 or DRK264-8 or 11-9170	Contact us for details	.135 (3.43)	.155 (3.94)

PRINTED CIRCUIT BOARD CONTACTS - SOCKET

PCB PIN CONTACTS	SIZE	TAIL DIAMETER +/- .001	CONTACT STICKOUT MAX./MIN.					
			D38999/20 TVP00		D38999/26 TV06	D38999/24 TV07		
						METAL	COMPOSITE	
10-497623-015	22D	0.019	.291 / .226	.511 / .446	.316 / .251	.285 / .222	.242 / .182	
10-497623-335	22D	0.019	.242 / .181	.471 / .399	.267 / .202	.258 / .180	.215 / .155	
10-497623-025	22D	0.019	.868 / .803	1.088 / 1.023	.893 / .828	.862 / .802	.819 / .759	
10-497623-035	22D	0.019	.348 / .283	.568 / .503	.373 / .308	.342 / .282	.299 / .239	
10-497623-045	22D	0.019	.208 / .143	.428 / .363	.233 / .168	.202 / .142	.159 / .099	
10-497623-075	22D	0.019	.146 / .081	.366 / .301	.171 / .106	.140 / .080	.097 / .037	
10-497623-145	22D	0.019	.609 / .539	.829 / .759	.634 / .564	.603 / .538	.560 / .495	
10-497623-155	22D	0.019	.423 / .358	.643 / .578	.448 / .383	.417 / .357	.374 / .314	
10-497643-015	20	0.019	.348 / .294	.568 / .514	.373 / .319	.342 / .293	.299 / .250	
10-497643-025	20	0.019	.213 / .159	.433 / .379	.238 / .184	.207 / .158	.164 / .115	
10-497643-035	20	0.019	.555 / .501	.775 / .721	.580 / .526	.549 / .500	.506 / .457	
10-497650-015	16	0.040	.255 / .201	.475 / .421	.280 / .226	.249 / .200	.206 / .157	
10-597503-015	12	0.081	.184 / .130	.404 / .350	.209 / .155	.178 / .129	.135 / .086	



= Standard PC tail used

All dimensions in inches (millimeters in parenthesis)