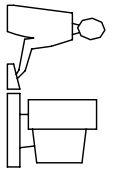
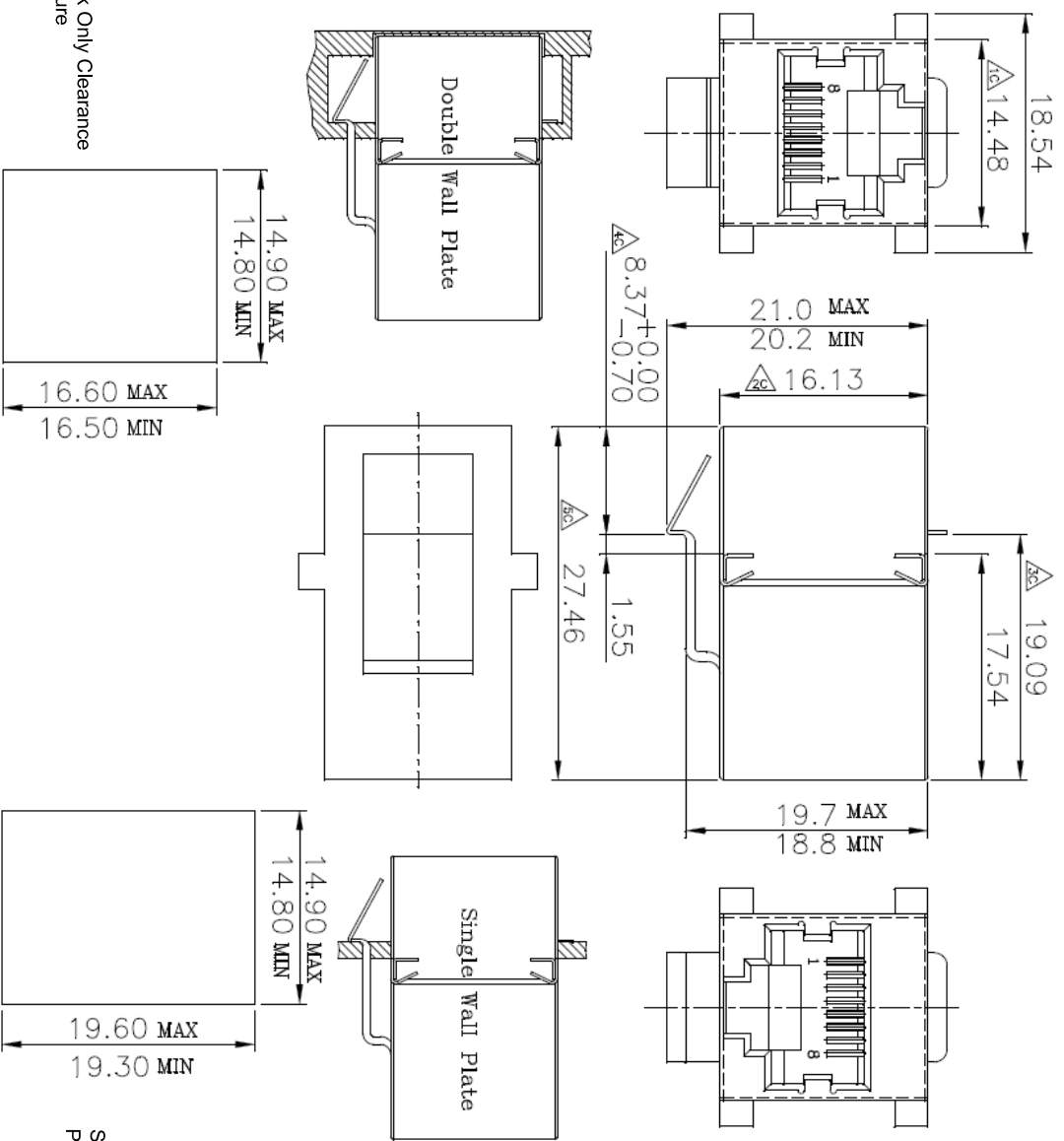


THIS IS A C.A.D. GENERATED DRAWING
DO NOT MAKE MANUAL REVISIONS TO MASTER.



* UNLESS OTHERWISE SPECIFIED TOLERANCES
ON DECIMAL IS: ANGLE ± 1°
.XX ± 0.35
UNIT: MM



Front Panel Jack Only Clearance
W/O Latch Feature


Single Panel - Latch Clearance
Panel Thickness 0.062 inch

Electrical:
Contact current rating: 1.5Amps
Dielectric withstanding voltage: 500VAC
Insulation resistance: 1000 MegOhms Min.
Contact resistance: 30 MilliOhms Max
Operating temperature: -55 °C to +85 °C

Materials:
Contacts: Phosphor bronze
Insulator: Thermoplastic UL 94V-0
Shell: Stainless steel
Gold plating: 6 microinch

THESE DRAWINGS AND SPECIFICATIONS ARE THE
PROPERTY OF MH CONNECTORS LTD. AND SHALL NOT
BE REPRODUCED, COPIED OR USED AS THE BASIS FOR
THE MANUFACTURE OR SALE OF APPARATUS WITHOUT
WRITTEN PERMISSION.

DRAWN	DATE
JDHNNY	08-21-12
APPROVED	DATE



THIS SERIES FULLY CONFORMS TO THE
EUROPEAN UNION DIRECTIVES 2002/95/EC
AND 2002/96/EC FOR ROHS COMPLIANCY.



MH CONNECTORS LTD.

SCALE	SHEET	OF	REV:
1:1	1	DF 1	A
DRAWING No		MH3101S-8821	