

CIRCUIT BREAKER 230/400V 6KA, 1-POLE, B, 4A, D=70MM



Figure similar

Model		
product brand name		SENTRON
Product designation		5SY miniature circuit breaker
Design of the product		5SY miniature circuit breakers

General technical data		
Number of poles		1
Number of poles / Note		1P
Tripping characteristic class		B
circuit-breaker / Design		5SY6
Mechanical service life (switching cycles) / typical		20 000
Overvoltage category		3

Voltage		
Insulation voltage		
<ul style="list-style-type: none"> with single-phase operation / with AC / Rated value 	V	250
<ul style="list-style-type: none"> with multi-phase operation / with AC / Rated value 	V	440

Supply voltage		
Supply voltage frequency / Rated value	Hz	50

Protection class		
Protection class IP		IP20, with connected conductors
Energy limiting class		3

Switching capacity

Switching capacity current		
• for DC / acc. to IEC 60947-2 / Rated value	kA	15
• acc. to EN 60898 / Rated value	kA	6
• acc. to IEC 60947-2 / Rated value	kA	30
Dissipation		
Active power loss		
• for rated value of the current / with AC / in hot operating state / per pole	W	1.5
Electricity		
Current / with AC / Rated value	A	4
Product details		
Product feature / Touch protection		Yes
Product component		
• combined terminal top		Yes
• combined terminal bottom		Yes
Product property		
• Properties for main switches in accordance with EN 60204-1		Yes
• halogen-free		Yes
• sealable		Yes
• silicon-free		Yes
Product expansion / can be installed / supplementary devices		Yes
Product function		
Product function / neutral conductor switching		No
Short circuit		
Breaking capacity short-circuit current (I_{cn})		
• with AC / acc. to UL 1077 and CSA C22.2 No.235	kA	5
• for DC / acc. to EN 60898-2	kA	10
Number		
Number of test cycles / for environmental testing / acc. to IEC 60068-2-30		6
Connections		
Connectable conductor cross-section / stranded		
• minimum	mm ²	0.75
• maximum	mm ²	35
Connectable conductor cross-section		
• solid — minimum	mm ²	0.75

— maximum	mm ²	35
• finely stranded / with core end processing		
— minimum	mm ²	0.75
— maximum	mm ²	25
AWG number / as coded connectable conductor cross section		
• minimum		14
• maximum		4
Tightening torque [lbf-in] / with screw-type terminals		
• minimum	lbf-in	22
• maximum	lbf-in	26
Tightening torque / with screw-type terminals		
• minimum	N·m	2.5
• maximum	N·m	3
Position / of power supply cord		Any

Mechanical Design

Height	mm	90
Width	mm	18
Depth	mm	76
mounting position		any
Installation depth	mm	70
Number of width units		1
Mounting type		Quick assembly system





Environmental conditions

Influence of the surrounding temperature		Max. 95% humidity
Shock resistance / acc. to IEC 60068-2-27		150m/s ² at 11ms half-sine
Vibration resistance / acc. to IEC 60068-2-6		50m/s ² at 25 to 150Hz and 60m/s ² at 35Hz (4sec)
Ambient temperature		
• minimum	°C	-25
• maximum	°C	55
• during storage / minimum	°C	-40
• during storage / maximum	°C	75

Certificates

Equipment marking / acc. to DIN EN 61346-2		F
--	--	---

General Product Approval					Declaration of Conformity
 GOST	 UL	 VDE		other	 EG-Konf.

Test Certificates	Shipping Approval				other
other	 BUREAU VERITAS	 DNV	 LRS	 RINA	other

Further information

Information- and Downloadcenter (Catalogs, Brochures,...)

<http://www.siemens.com/lowvoltage/catalogs>

Industry Mall (Online ordering system)

<https://eb.automation.siemens.com/mall/en/WW/Catalog/Product/5SY61046>

Service&Support (Manuals, Certificates, Characteristics, FAQs,...)

<http://support.automation.siemens.com/WW/view/en/5SY61046/all>

Image database (product images, 2D dimension drawings, 3D models, device circuit diagrams, ...)

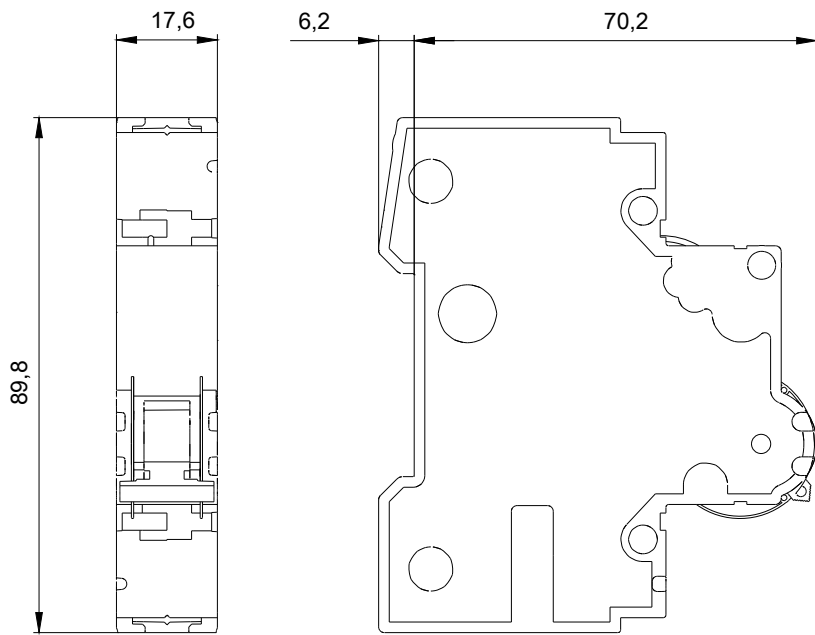
http://www.automation.siemens.com/bilddb/cax_en.aspx?mfb=5SY61046

CAX-Online-Generator

<http://www.siemens.com/cax>

Tender specifications

<http://ausschreibungstexte.siemens.com/tiplv>



last modified:

11.03.2015