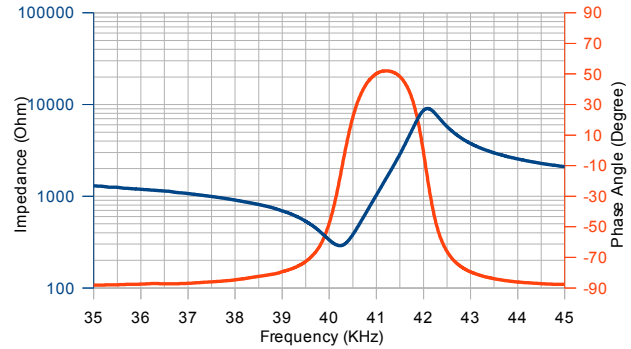


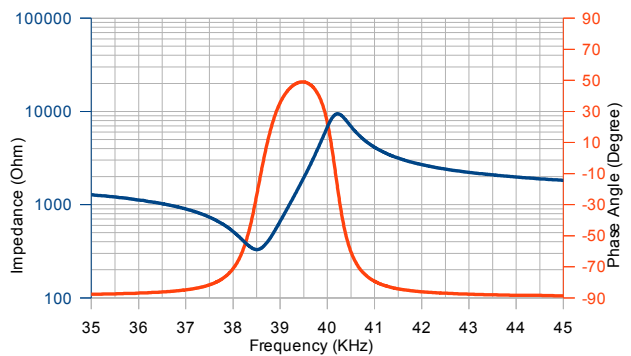


**Impedance/Phase Angle vs. Frequency**

Tested under 1Vrms Oscillation Level  
400ET18S



400ER18S



**Specification**

400ET18S	Transmitter
400ER18S	Receiver
Center Frequency	40.0±1.0KHz
Bandwidth (-6dB)	400ET18S 1.5KHz 400ER18S 1.5KHz
Transmitting Sound Pressure Level at 40.0KHz; 0dB re 0.0002μbar per 10Vrms at 30cm	110dB min.
Receiving Sensitivity at 40.0KHz 0dB = 1 volt/μbar	-70dB min.
Capacitance at 1KHz ±20%	2900 pF
Max. Driving Voltage (cont.)	15Vrms
Total Beam Angle (-6dB Main Beam)	35° typical
Operation Temperature	-30 to 70°C
Storage Temperature	-40 to 80°C

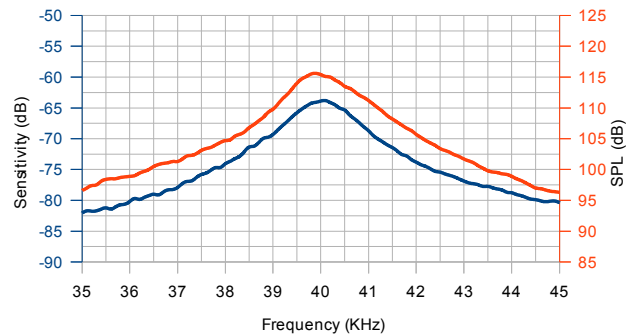
All specification taken typical at 25°C  
Closer frequency tolerance can be supplied upon request.

Model available:

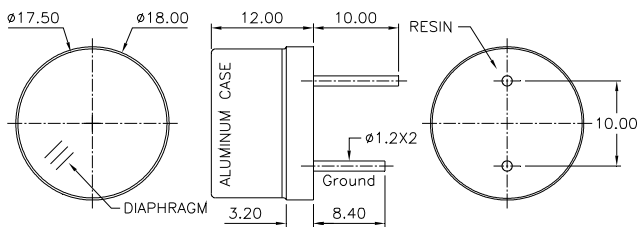
1	400ET/R18S	Aluminum Housing
---	------------	------------------

**Sensitivity/Sound Pressure Level**

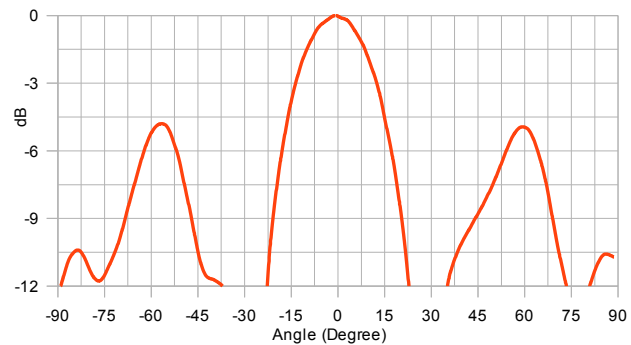
Tested under 10Vrms @30cm



**Dimensions:** dimensions are in mm



**Beam Angle** Tested at 40.0Khz frequency

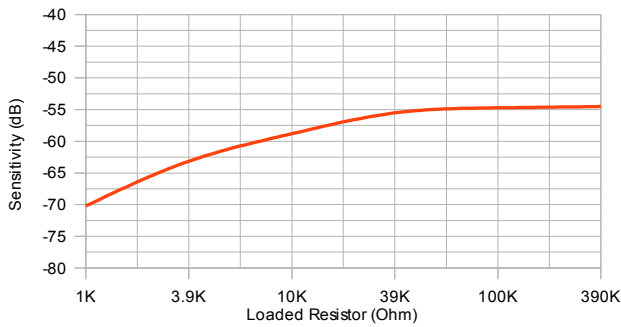


**S. Square Enterprise Company Limited**  
**Pro-Wave Electronics Corporation**

[Http://www.pro-wave.com.tw](http://www.pro-wave.com.tw) ; E-mail: [sales@pro-wave.com.tw](mailto:sales@pro-wave.com.tw) ; Tel: 886-2-22465101 ; Fax: 886-2-22465105

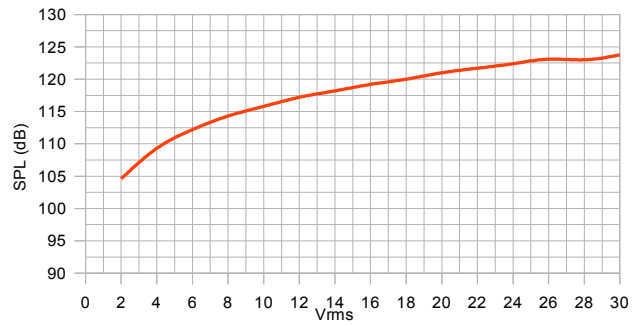
**400ER180 Receiver**

**Sensitivity Variation vs. Loaded Resistor**

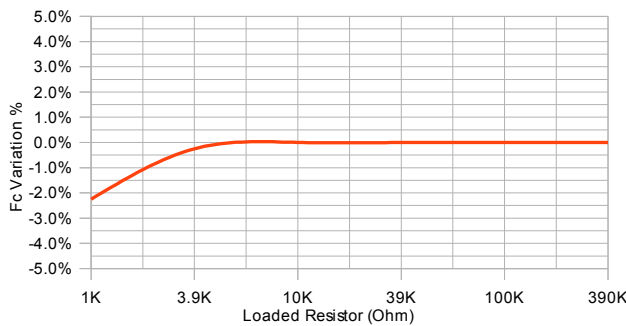


**400ET180 Transmitter**

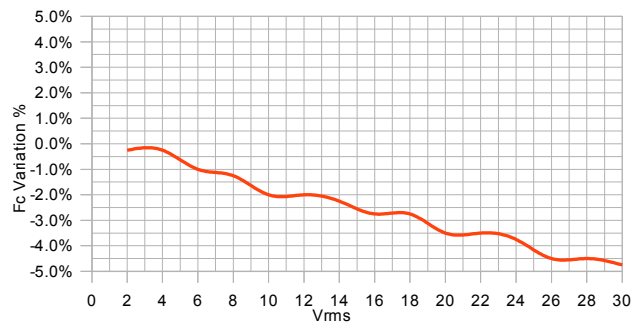
**SPL Variation vs. Driving Voltage**



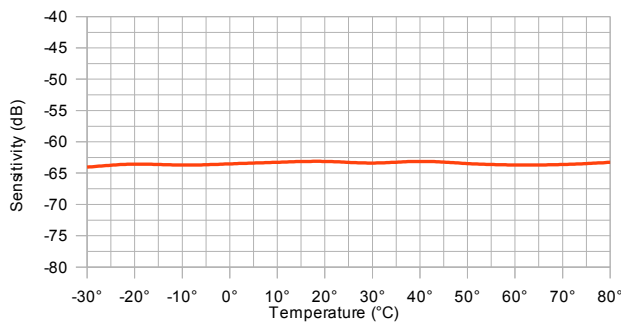
**Center Frequency Shift vs. Loaded Resistor**



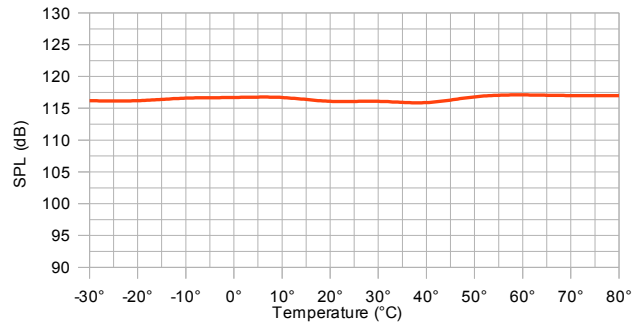
**Center Frequency Shift vs. Driving Voltage**



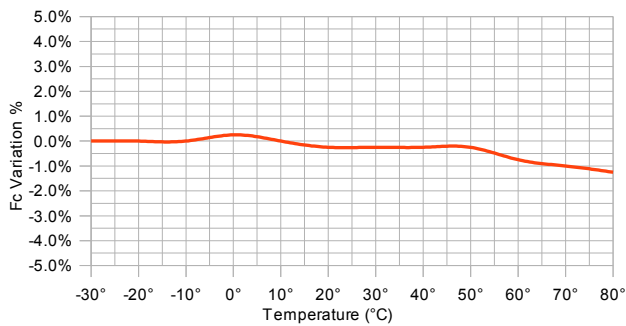
**Sensitivity Variation vs. Temperature**



**SPL Variation vs. Temperature**



**Center Frequency Shift vs. Temperature**



**Center Frequency Shift vs. Temperature**

