

Industrial Ethernet Media Solutions




Featured Brands

BELDEN

 **HIRSCHMANN**
A BELDEN BRAND

**Industrial Ethernet Cord Sets
For Rugged Industrial
Automation Applications**

Only Belden® Combines the Strength of Hirschmann™ Connectors and Belden® Bonded-Pair Ethernet Cables for a Complete Industrial End-to-End Connectivity Solution.





Belden and Hirschmann Industrial Ethernet Solutions help keep many different rugged and mission-critical operations up and running.



Process Industries

Safety and uptime are critical in all processing operations. This is why Hirschmann's networking and media products have multiple forms of redundancy, the necessary industry approvals, and integrated security - all to insure your network's maximum availability.

Data can be transmitted between multiple devices via redundant data paths (optical and/or fiber), even in applications having potentially hazardous environments.

Applications:

- Oil, Gas, and Petrochemical Processing
- Mining
- Food and Beverage Processing
- Pulp and Paper Processing
- Cement and Concrete Manufacturing
- Oil Drilling and Exploration
- Pharmaceutical
- Chemical Processing

Discrete Manufacturing

Uptime and dependability of operations are hallmarks of Belden and Hirschmann products, preventing transmission problems in the factory network which can lead to catastrophic failures and untold costs. These products are designed to meet stringent system requirements, providing resilient data throughput. The service and support provided by our Competence Center makes it possible to meet and exceed the high demands of our discrete manufacturing customers.

Applications:

- Industrial Equipment
- Semiconductors
- Rubber Products
- Electronic Components
- Automotive Powertrain and Assembly
- Fabricated Metals
- Machine Tools
- Plastics
- Packaging
- Consumer Products
- Medical Devices and Equipment
- Construction and Off-Road Equipment

Infrastructure

Control, centralized monitoring and management continue to perform seamlessly in very demanding applications for our infrastructure customers. Whether networking a long underground rail tunnel, a large wastewater complex, an airport in the desert, or power generation facilities in the arctic, Belden and Hirschmann products will deliver continuity in network availability and efficiency to operations.

Applications:

- Water Supply
- Roadway and Railway Tunnels
- Pipelines
- Bridges
- Wind Power
- Waste Treatment and Management
- Shipyards and Shipping Vessels
- Airports
- Rail Yards
- Electric, Hydro-Electric, Gas, and Nuclear Power Generation

Industrial Ethernet Media Solutions - Product Characteristics

From the Factory Floor to the Office, Hirschmann has you connected with the industry's largest selection of Industrial Ethernet Media Solutions.



Hirschmann Industrial Grade OCTOPUS with M12 D-Coded Industrial Ethernet connectors and stranded (Bonded-Pairs) TPE jacket.



Hirschmann Industrial Ethernet Compact OpenRail Switch with RJ45 Industrial Ethernet connectors and stranded (Bonded-Pairs) TPE jacket.

About The Products

Prior to the advent of Industrial Ethernet (standardized Ethernet communications via hardened networking infrastructure), office grade Ethernet cabling and connectors were the only available options. Unfortunately, these traditional media solutions proved unable to withstand the harsh environment of the factory floor or other industrial applications.

The Hirschmann™ product family of Industrial Ethernet Media Solutions eliminates these issues by combining standard RJ45 connection technology with the proven industrial Micro (M12) connection technology typically found in sensor/actuator machine applications. Standard combinations include:

- RJ45 to RJ45
- RJ45 to Micro (M12)
- Micro (M12) to Micro (M12)
- RJ45 to Micro (M12) Panel Mount Receptacle

Cable Designed for Maximum Durability

The cable itself is also designed for maximum durability. We chose the finest technology on the market for our products, Bonded-Pairs from Belden. This patented technology absolutely ensures that Hirschmann media is the most rugged and dependable product available. A wide variety of cable and jacket construction is also available, including:

- Copper 2- and 4-pair, 24 AWG Bonded-Pairs
- Stranded construction
- Polyolefin insulation
- Shielded and Unshielded
- PVC or ultra-rugged TPE jackets



Why the Hirschmann Product Brand?

With Layer One issues comprising over 50% of reported problems in network installations, trust the global leader in industrial Ethernet with your media requirements.

- We use only industry-approved, standard connector options
- Proven, state-of-the-art Bonded-Pairs technology in every cable
- Over 200 standard cables in the connectors/wire/jacket/lengths/colors you need for every installation
- We manufacture our own products. No third party production facilities here.

Non-Bonded-Pair versus Bonded-Pair Cable for Mission Critical Industrial Ethernet Applications

What is Bonded-Pair Technology?

Bonded-Pair Technology was developed to ensure superior electrical performance in twisted pair Ethernet cable installations. This design affixes the individual insulated conductors together along their longitudinal axes which assures uniform conductor-to-conductor spacing and electrical integrity.

How Does Bonded-Pair Cable Help You?

1) Bonded-Pairs are Less Susceptible to Noise – Cables with nonbonded-pairs tend to separate due to movement during installation, flexing or handling. Each pair can be pictured as an antenna that can receive or transmit signals. Variations in non-bonded conductor-to-conductor spacing are cumulative and result in susceptibility to EMI and RFI that degrades signal transmission and network performance. In addition, the cable will emit more noise that can adversely affect surrounding instrumentation. Bonded-Pairs lock conductor-to-conductor spacing in place. "Physicals Equals Electricals" is a statement that describes why bonded-pairs are critical.

2) Bonded-Pairs Improve Impedance and Return Loss Performance – Impedance irregularities, due to non-bonded-Pair separation, cause signal reflections (return loss). Any impedance variation is cumulative along the length of the cable. Bonded-Pairs maintain conductor-to-conductor spacing, thus improving impedance stability and return loss performance.

3) Minimizes pair-to-pair crosstalk – All twisted pair Ethernet cables have crosstalk or pair-to-pair coupling. Each pair has different twists/inch (lay length) to minimize crosstalk. Lay length variation can increase the crosstalk that is cumulative down the length of the cable. Bonded-Pairs reduce crosstalk by minimizing lay length variation.

4) Lower Connectorization Failure – Bonded-Pairs maintain the electrical characteristics all the way into the connector. Bonded-Pairs increase installation consistency and signal integrity while reducing maintenance calls.

5) Superior Mechanical Robustness – Bonded-Pairs improve the pulling strength of a cable by up to 60% over non-bonded designs by equalizing the tension on each conductor. This is especially critical during the installation process, flexing or handling.

TPE - High Flex Applications

Hirschmann by Belden is the first to offer High Flex Industrial Ethernet Cord Sets with bonded pairs.

We warrantee these products (THF) to no less than 10 million flex cycles @ 20X OD and 1M flex cycles @ 10X OD.



Illustration: Non-Bonded-Pair



Illustration: Bonded-Pair

CAT 5e Ethernet Media Cord Sets Page Number Cross Reference

Page No.	Shielding		Pairs	Cable Type		Flex	Jacket Color				Connector Styles			
	Unshield-ed	Shielded		PVC	TPE		HF	Teal	Red	Blue	Orange	RJ45/RJ45	RJ45/M12	M12/M12
8	●		4	●			●					●		
9	●		2	●			●						●	
10	●		2	●			●						●	
11	●		2	●			●							●
12	●		4		●		●					●		
13	●		2		●		●						●	
14	●		2		●		●						●	
15	●		2		●		●							●
16	●		4		●	●	●					●		
17	●		2		●	●	●						●	
18	●		2		●	●	●						●	
19		●	2		●		●					●		
20		●	2		●		●						●	
21		●	2		●	●	●						●	
22		●	2		●	●	●							●
23	●		4		●					●		●		
24	●		2		●					●				●
25	●		2		●					●			●	
26	●		4		●					●		●		
27	●		2		●					●			●	
28	●		2		●					●				●
29	●		2		●	●				●			●	
30		●	2		●					●		●		
31		●	2		●					●			●	
32		●	2		●					●				●
33		●	2		●	●				●			●	
34	●		2		●					●			●	



Industrial Ethernet Media Cord Sets Part Number Configurator

J424PVCSTJT00.3M

J

4

24

PVC

ST

TL

J

T

00.3M



Industrial Ethernet Media Cord Sets - Part Number Configurations

Connector Type 1

J RJ45
M M12

Number of Conductors (Pairs)

2 2-Pair
4 4-Pair

Wire Gauge

24 24 AWG cable

Cable Type

PVC PVC cable type - Bonded-Pair
TPE TPE cable type - Bonded-Pair
THF TPE High-Flex cable type - Bonded-Pair

Stranding

ST Stranded, Unshielded

Shielding

TL Stranded, Shielded

Connector Type 2

J RJ45
M M12
P M12 Panel-mount receptacle

Cable Jacket Color

T Teal cable jacket
B Black cable jacket*
G Grey cable jacket*
R Red cable jacket*
U Blue cable jacket*
N Orange cable jacket*

* Denotes special order. Minimum quantities apply.

Cable Lengths

00.3M	0.3 meters	55M	55 meters
00.5M	0.5 meters	60M	60 meters
01.0M	1 meter	65M	65 meters
02.0M	2 meters	70M	70 meters
03.0M	3 meters	75M	75 meters
04.0M	4 meters	80M	80 meters
05.0M	5 meters	90M	90 meters
06.0M	6 meters		
07.0M	7 meters		
10.0M	10 meters		
12.0M	12 meters		
15.0M	15 meters		
20.0M	20 meters		
25.0M	25 meters		
30.0M	30 meters		
40.0M	40 meters		
50.0M	50 meters		



Industrial Ethernet Cord Sets

RJ45 to RJ45, 24 AWG, PVC, Teal Jacket

Cable Description

Industrial Ethernet CAT 5E, PVC unshielded, 4-pair, 24 AWG cable, bonded-pairs, stranded (7x32) tinned copper conductors, polyolefin insulation, and industrial grade sunlight-and-oil-resistant.



Physical Characteristics

Number of Pairs	4
Conductors	8
Gauge	24 AWG
Stranding	Stranded (7x32)
Diameter	.022"
Material	TC - Tinned Copper
Color Codes	1 = White/Blue Stripe & Blue 2 = White/Orange Stripe & Orange 3 = White/Green Stripe & Green 4 = White/Brown Stripe & Brown

Outer Shield

Material	Unshielded
-----------------	------------

Outer Jacket

Material	PVC - Polyvinyl Chloride
Jacket Color	Teal
Overall Diameter	0.242"

Mechanical Characteristics

Operating Temperature Range	-40°C to +75°C
Storage Temperature Range	-25°C to +75°C
Installation Temperature Range	-25°C to +75°C
Max. Pulling Tension	40 lbs.
Min. Bend Radius	0.250"

Application Standards

NEC(UL)	CMR, CMX-Outdoor, UL444
CEC(UL)	CMR
IEC	11801 Category 5e Patch
EU RoHS Compliant	Yes
TIA/EIA	568-B.2 Category 5e Patch

Connector Specifications

Pins	8
Coding	N/A
Housing/Molded Body	Pre-Tinned Copper Alloy
Insert	Clear Polycarbonate
Contacts	50 μ Gold Contact over Nickel Plated
Coupling Nut	N/A
Ingress Protection Rating	IP 20
Temperature Range	-20°C to +75°C
CMR(UL)	CMR

Description	Order NO.
J424PVCSTJT00.3M	900 001-896
J424PVCSTJT00.5M	900 001-897
J424PVCSTJT01.0M	900 001-898
J424PVCSTJT02.0M	900 001-899
J424PVCSTJT03.0M	900 001-900
J424PVCSTJT04.0M	900 001-901
J424PVCSTJT05.0M	900 001-902
J424PVCSTJT06.0M	900 001-903
J424PVCSTJT07.0M	900 001-904
J424PVCSTJT10.0M	900 001-905
J424PVCSTJT12.0M	900 001-906
J424PVCSTJT15.0M	900 001-907
J424PVCSTJT20.0M	900 001-908
J424PVCSTJT25.0M	900 001-909
J424PVCSTJT30.0M	900 001-910
J424PVCSTJT40.0M	900 001-911
J424PVCSTJT50.0M	900 001-912



Industrial Ethernet Cord Sets

M12 to RJ45, 24 AWG, PVC, Teal Jacket

Cable Description

Industrial Ethernet CAT 5E, PVC unshielded, 2-pair, 24 AWG cable, bonded-pairs, stranded (7x32) tinned copper conductors, polyolefin insulation, and industrial grade sunlight-and-oil-resistant.



Physical Characteristics		Connector Specifications	
Number of Pairs	2	Pins	8 4
Conductors	4	Coding	N/A D-Coded
Gauge	24 AWG	Housing/Molded Body	Pre-Tinned Copper Alloy PUR, Black
Stranding	Stranded (7x32)	Insert	Clear Polycarbonate PUR, Self Extinguishing
Diameter	.022"	Contacts	50 μ Gold Contact over Nickel Plated Brass, Gold over Nickel Plated
Material	TC - Tinned Copper	Coupling Nut	N/A Brass, Nickel Plated
Color Codes	1 = White/Orange Stripe & Orange 2 = White/Green Stripe & Green	Ingress Protection Rating	IP 20 IP 68
Outer Shield		Temperature Range	-20°C to +75°C -20°C to +75°C
Material	Unshielded	CMR(UL)	CMR CMR
Outer Jacket			
Material	PVC - Polyvinyl Chloride		
Jacket Color	Teal		
Overall Diameter	0.275"		
Mechanical Characteristics			
Operating Temperature Range	-40°C to +75°C		
Storage Temperature Range	-25°C to +75°C		
Installation Temperature Range	-25°C to +75°C		
Max. Pulling Tension	40 lbs.		
Min. Bend Radius	0.280"		
Application Standards			
NEC(UL)	TBD		
CEC(UL)	TBD		
IEC	11801 Category 5e Patch		
EU RoHS Compliant	Yes		
TIA/EIA	568-B.2 Category 5e Patch		

Description	Order NO.
M224PVCSTJT01.0M	900 001-991
M224PVCSTJT02.0M	900 001-992
M224PVCSTJT03.0M	900 001-993
M224PVCSTJT04.0M	900 001-994
M224PVCSTJT05.0M	900 001-995
M224PVCSTJT07.0M	900 001-997
M224PVCSTJT10.0M	900 001-998
M224PVCSTJT12.0M	900 001-999
M224PVCSTJT15.0M	900 002-000
M224PVCSTJT20.0M	900 002-001
M224PVCSTJT25.0M	900 002-002
M224PVCSTJT30.0M	900 002-003

Industrial Ethernet Cord Sets

M12 to M12, 24 AWG, PVC, Teal Jacket

Cable Description

Industrial Ethernet CAT 5E, PVC unshielded, 2-pair, 24 AWG cable, bonded-pairs, stranded (7x32) tinned copper conductors, polyolefin insulation, and industrial grade sunlight-and-oil-resistant, teal jacket.



Physical Characteristics

Number of Pairs	2
Conductors	4
Gauge	24 AWG
Stranding	Stranded (7x32)
Diameter	.022"
Material	TC - Tinned Copper
Color Codes	1 = White/Orange Stripe & Orange 2 = White/Green Stripe & Green

Connector Specifications

Pins	4
Coding	D-Coded
Housing/Molded Body	PUR, Black
Insert	PUR, Self Extinguishing
Contacts	Brass, Gold over Nickel Plated
Coupling Nut	Brass, Nickel Plated
Ingress Protection Rating	IP 68
Temperature Range	-20°C to +75°C
CMR(UL)	CMR

Outer Shield

Material	Unshielded
-----------------	------------

Outer Jacket

Material	PVC - Polyvinyl Chloride
Jacket Color	Teal
Overall Diameter	0.275"

Mechanical Characteristics

Operating Temperature Range	-40°C to +75°C
Storage Temperature Range	-25°C to +75°C
Installation Temperature Range	-25°C to +75°C
Max. Pulling Tension	40 lbs.
Min. Bend Radius	0.280"

Application Standards

NEC(UL)	TBD
CEC(UL)	TBD
IEC	11801 Category 5e Patch
EU RoHS Compliant	Yes
TIA/EIA	568-B.2 Category 5e Patch

Description	Order NO.
M224PVCSTMT00.5M	900 001-973
M224PVCSTMT01.0M	900 001-974
M224PVCSTMT02.0M	900 001-975
M224PVCSTMT03.0M	900 001-976
M224PVCSTMT04.0M	900 001-977
M224PVCSTMT05.0M	900 001-978
M224PVCSTMT07.0M	900 001-980
M224PVCSTMT10.0M	900 001-981
M224PVCSTMT15.0M	900 001-983
M224PVCSTMT20.0M	900 001-984
M224PVCSTMT25.0M	900 001-985
M224PVCSTMT40.0M	900 001-987



Industrial Ethernet Cord Sets

RJ45 to M12 Panel-Mount Receptacle, 24 AWG, PVC, Teal Jacket



Cable Description

Industrial Ethernet CAT 5E, PVC unshielded, 2-pair, 24 AWG cable, bonded-pairs, stranded (7x32) tinned copper conductors, polyolefin insulation, and industrial grade sunlight-and-oil-resistant, teal jacket.

Physical Characteristics

Number of Pairs	2
Conductors	4
Gauge	24 AWG
Stranding	Stranded (7x32)
Diameter	.022"
Material	TC - Tinned Copper
Color Codes	1 = White/Orange Stripe & Orange 2 = White/Green Stripe & Green

Outer Shield

Material Unshielded

Outer Jacket

Material PVC - Polyvinyl Chloride
Jacket Color Teal
Overall Diameter 0.275"

Mechanical Characteristics

Operating Temperature Range -40°C to +75°C
Storage Temperature Range -25°C to +75°C
Installation Temperature Range -25°C to +75°C
Max. Pulling Tension 40 lbs.
Min. Bend Radius 0.280"

Application Standards

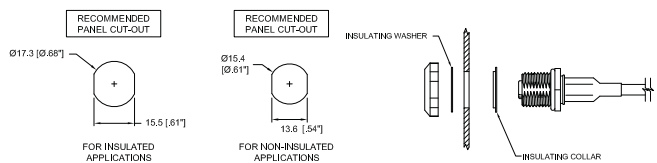
NEC(UL) TBD
CEC(UL) TBD
IEC 11801 Category 5e Patch
EU RoHS Compliant Yes
TIA/EIA 568-B.2 Category 5e Patch

Connector Specifications

Pins	8	4
Coding	N/A	D-Coded
Housing/Molded Body	Pre-Tinned Copper Alloy	PUR, Black
Insert	Clear Polycarbonate	PUR, Self Extinguishing
Contacts	50 μ Gold Contact over Nickel Plated	Brass, Gold over Nickel Plated
Coupling Nut	N/A	Brass, Nickel Plated
Ingress Protection Rating	IP 20	IP 68
Temperature Range	-20°C to +75°C	-20°C to +75°C
CMR(UL)	CMR	CMR

Description	Order NO.
J224PVCSTPT00.3M	900 002-006
J224PVCSTPT00.5M	900 002-007
J224PVCSTPT01.0M	900 002-008
J224PVCSTPT02.0M	900 002-009
J224PVCSTPT03.0M	900 002-010
J224PVCSTPT04.0M	900 002-011
J224PVCSTPT05.0M	900 002-012

Ground Isolation - Panel Installation



Industrial Ethernet Cord Sets

RJ45 to RJ45, 24 AWG, TPE, Teal Jacket

Cable Description

Industrial Ethernet CAT 5E, TPE unshielded, 4-pair, 24 AWG cable, bonded-pairs, stranded (7x32) tinned copper conductors, polyolefin insulation, and industrial grade sunlight-and-oil-resistant, teal jacket.



Physical Characteristics	
Number of Pairs	4
Conductors	8
Gauge	24 AWG
Stranding	Stranded (7x32)
Diameter	.022"
Material	TC - Tinned Copper
Color Codes	1 = White/Blue Stripe & Blue 2 = White/Orange Stripe & Orange 3 = White/Green Stripe & Green 4 = White/Brown Stripe & Brown

Outer Shield

Material Unshielded

Outer Jacket

Material TPE
Jacket Color Teal
Overall Diameter 0.242"

Mechanical Characteristics

Operating Temperature Range -40°C to +75°C
Storage Temperature Range -25°C to +75°C
Installation Temperature Range -25°C to +75°C
Max. Pulling Tension 40 lbs.
Min. Bend Radius 0.250"

Application Standards

NEC(UL) TBD
CEC(UL) TBD
IEC 11801 Category 5e Patch
EU RoHS Compliant Yes
TIA/EIA 568-B.2 Category 5e Patch

Connector Specifications	
Pins	8
Coding	N/A
Housing/Molded Body	Pre-Tinned Copper Alloy
Insert	Clear Polycarbonate
Contacts	50 μ Gold Contact over Nickel Plated
Coupling Nut	N/A
Ingress Protection Rating	IP 20
Temperature Range	-20°C to +75°C
CMR(UL)	CMR

Description	Order NO.
J424TPESTJT00.3M	900 002-022
J424TPESTJT00.5M	900 002-023
J424TPESTJT01.0M	900 002-024
J424TPESTJT02.0M	900 002-025
J424TPESTJT03.0M	900 002-026
J424TPESTJT04.0M	900 002-027
J424TPESTJT05.0M	900 002-028
J424TPESTJT06.0M	900 002-029
J424TPESTJT07.0M	900 002-030
J424TPESTJT10.0M	900 002-031
J424TPESTJT12.0M	900 002-032
J424TPESTJT15.0M	900 002-033
J424TPESTJT20.0M	900 002-034
J424TPESTJT25.0M	900 002-035
J424TPESTJT30.0M	900 002-036
J424TPESTJT40.0M	900 002-037
J424TPESTJT50.0M	900 002-038



Industrial Ethernet Cord Sets

M12 to RJ45, 24 AWG, TPE, Teal Jacket

Cable Description

Industrial Ethernet CAT 5E, PVC unshielded, 2-pair, 24 AWG cable, bonded-pairs, stranded (7x32) tinned copper conductors, polyolefin insulation, and industrial grade sunlight-and-oil-resistant, teal jacket.



Physical Characteristics	
Number of Pairs	2
Conductors	4
Gauge	24 AWG
Stranding	Stranded (7x32)
Diameter	.022"
Material	TC - Tinned Copper
Color Codes	1 = White/Orange Stripe & Orange 2 = White/Green Stripe & Green
Outer Shield	
Material	Unshielded
Outer Jacket	
Material	TPE
Jacket Color	Teal
Overall Diameter	0.275"
Mechanical Characteristics	
Operating Temperature Range	-40°C to +75°C
Storage Temperature Range	-25°C to +75°C
Installation Temperature Range	-25°C to +75°C
Max. Pulling Tension	40 lbs.
Min. Bend Radius	0.250"
Application Standards	
NEC(UL)	TBD
CEC(UL)	TBD
IEC	11801 Category 5e Patch
EU RoHS Compliant	Yes
TIA/EIA	568-B.2 Category 5e Patch

Connector Specifications		
Pins	8	4
Coding	N/A	D-Coded
Housing/Molded Body	Pre-Tinned Copper Alloy	PUR, Black
Insert	Clear Polycarbonate	PUR, Self Extinguishing
Contacts	50 μ Gold Contact over Nickel Plated	Brass, Gold over Nickel Plated
Coupling Nut	N/A	Brass, Nickel Plated
Ingress Protection Rating	IP 20	IP 68
Temperature Range	-20°C to +75°C	-20°C to +75°C
CMR(UL)	CMR	CMR

Description	Order NO.
M224TPESTJT00.3M	900 002-063
M224TPESTJT00.5M	900 002-064
M224TPESTJT01.0M	900 002-065
M224TPESTJT02.0M	900 002-066
M224TPESTJT03.0M	900 002-067
M224TPESTJT04.0M	900 002-068
M224TPESTJT05.0M	900 002-069
M224TPESTJT06.0M	900 002-070
M224TPESTJT07.0M	900 002-071
M224TPESTJT10.0M	900 002-072
M224TPESTJT12.0M	900 002-073
M224TPESTJT15.0M	900 002-074
M224TPESTJT20.0M	900 002-075
M224TPESTJT25.0M	900 002-076
M224TPESTJT30.0M	900 002-077
M224TPESTJT40.0M	900 002-078
M224TPESTJT50.0M	900 002-079

Industrial Ethernet Cord Sets

M12 to M12, 24 AWG, TPE, Teal Jacket

Cable Description

Industrial Ethernet CAT 5E, TPE unshielded, 2-pair, 24 AWG cable, bonded-pairs, stranded (7x32) tinned copper conductors, polyolefin insulation, and industrial grade sunlight-and-oil-resistant, teal jacket.



Physical Characteristics	
Number of Pairs	2
Conductors	4
Gauge	24 AWG
Stranding	Stranded (7x32)
Diameter	.022"
Material	TC - Tinned Copper
Color Codes	1 = White/Orange Stripe & Orange 2 = White/Green Stripe & Green

Connector Specifications	
Pins	4
Coding	D-Coded
Housing/Molded Body	PUR, Black
Insert	PUR, Self Extinguishing
Contacts	Brass, Gold over Nickel Plated
Coupling Nut	Brass, Nickel Plated
Ingress Protection Rating	IP 68
Temperature Range	-20°C to +75°C
CMR(UL)	CMR

Outer Shield

Material Unshielded

Outer Jacket

Material TPE
Jacket Color Teal
Overall Diameter 0.275"

Mechanical Characteristics

Operating Temperature Range -40°C to +75°C
Storage Temperature Range -25°C to +75°C
Installation Temperature Range -25°C to +75°C
Max. Pulling Tension 40 lbs.
Min. Bend Radius 0.250"

Application Standards

NEC(UL) TBD
CEC(UL) TBD
IEC 11801 Category 5e Patch
EU RoHS Compliant Yes
TIA/EIA 568-B.2 Category 5e Patch

Description	Order NO.
M224TPESTMT00.3M	900 002-039
M224TPESTMT00.5M	900 002-040
M224TPESTMT01.0M	900 002-041
M224TPESTMT02.0M	900 002-042
M224TPESTMT03.0M	900 002-043
M224TPESTMT04.0M	900 002-044
M224TPESTMT05.0M	900 002-045
M224TPESTMT07.0M	900 002-047
M224TPESTMT10.0M	900 002-048
M224TPESTMT15.0M	900 002-050
M224TPESTMT20.0M	900 002-051
M224TPESTMT25.0M	900 002-052
M224TPESTMT30.0M	900 002-053
M224TPESTMT40.0M	900 002-054
M224TPESTMT50.0M	900 002-055
M224TPESTMT60.0M	900 002-484
M224TPESTMT70.0M	900 002-485
M224TPESTMT80.0M	900 002-486



Industrial Ethernet Cord Sets

RJ45 to M12 Panel-Mount Receptacle, 24 AWG, TPE, Teal Jacket



Cable Description

Industrial Ethernet CAT 5E, TPE unshielded, 2-pair, 24 AWG cable, bonded-pairs, stranded (7x32) tinned copper conductors, polyolefin insulation, and industrial grade sunlight-and-oil-resistant, teal jacket.

Physical Characteristics		Connector Specifications	
Number of Pairs	2	Pins	8 4
Conductors	4	Coding	N/A D-Coded
Gauge	24 AWG	Housing/Molded Body	Pre-Tinned Copper Alloy PUR, Black
Stranding	Stranded (7x32)	Insert	Clear Polycarbonate PUR, Self Extinguishing
Diameter	.022"	Contacts	50 μ Gold Contact over Nickel Plated Brass, Gold over Nickel Plated
Material	TC - Tinned Copper	Coupling Nut	N/A Brass, Nickel Plated
Color Codes	1 = White/Orange Stripe & Orange 2 = White/Green Stripe & Green	Ingress Protection Rating	IP 20 IP 68
		Temperature Range	-20°C to +75°C -20°C to +75°C
		CMR(UL)	CMR CMR
Outer Shield			
Material	Unshielded		
Outer Jacket			
Material	TPE		
Jacket Color	Teal		
Overall Diameter	0.275"		
Mechanical Characteristics			
Operating Temperature Range	-40°C to +75°C		
Storage Temperature Range	-25°C to +75°C		
Installation Temperature Range	-25°C to +75°C		
Max. Pulling Tension	40 lbs.		
Min. Bend Radius	0.250"		
Application Standards			
NEC(UL)	TBD		
CEC(UL)	TBD		
IEC	11801 Category 5e Patch		
EU RoHS Compliant	Yes		
TIA/EIA	568-B.2 Category 5e Patch		

Description	Order NO.
J224TPESTPT00.3M	900 002-056
J224TPESTPT00.5M	900 002-057
J224TPESTPT01.0M	900 002-058
J224TPESTPT02.0M	900 002-059
J224TPESTPT03.0M	900 002-060
J224TPESTPT04.0M	900 002-061
J224TPESTPT05.0M	900 002-062
J224TPESTPT10.0M	900 002-277
J224TPESTPT15.0M	900 002-278
J224TPESTPT20.0M	900 002-279
J224TPESTPT25.0M	900 002-280

Ground Isolation - Panel Installation	
<p>RECOMMENDED PANEL CUT-OUT Ø17.3 [0.68] 15.5 [0.61] FOR INSULATED APPLICATIONS</p>	<p>RECOMMENDED PANEL CUT-OUT Ø15.4 [0.61] 13.8 [0.54] FOR NON-INSULATED APPLICATIONS</p>
<p>INSULATING WASHER INSULATING COLLAR</p>	

Industrial Ethernet Cord Sets

RJ45 to RJ45, 24 AWG, TPE, High Flex, Teal Jacket



Cable Description

Industrial Ethernet High-Flex CAT 5E, TPE unshielded, 4 pair, 24 AWG cable, stranded copper alloy conductors, polyolefin insulation, teal jacket.

Physical Characteristics

Number of Pairs	4
Conductors	8
Gauge	24 AWG
Stranding	Stranded
Diameter	.022"
Material	TC - Tinned Copper
Color Codes	1 = White/Blue Stripe & Blue 2 = White/Brown Stripe & Brown 3 = White/Orange Stripe & Orange 4 = White/Green Stripe & Green

Outer Shield

Material	Unshielded
-----------------	------------

Outer Jacket

Material	TPE (High-Flex)
Jacket Color	Teal
Overall Diameter	0.250"

Mechanical Characteristics

Operating Temperature Range	-40°C to +75°C
Storage Temperature Range	-40°C to +85°C
Installation Temperature Range	-25°C to +75°C
Max. Pulling Tension	40 lbs.
Min. Bend Radius	0.25"

Application Standards

NEC(UL)	AWM 20626
TIA/EIA	568-B.2 Category 5e Patch

Connector Specifications

Pins	8
Coding	N/A
Housing/Molded Body	Pre-Tinned Copper Alloy
Insert	Clear Polycarbonate
Contacts	50 μ Gold Contact over Nickel Plated
Coupling Nut	N/A
Ingress Protection Rating	IP 20
Temperature Range	-20°C to +75°C
CMR(UL)	CMR

Description	Order NO.
J424THFSTJT00.3M	900 002-151
J424THFSTJT00.5M	900 002-152
J424THFSTJT01.0M	900 002-153
J424THFSTJT02.0M	900 002-154
J424THFSTJT03.0M	900 002-155
J424THFSTJT04.0M	900 002-156
J424THFSTJT05.0M	900 002-157
J424THFSTJT06.0M	900 002-158
J424THFSTJT07.0M	900 002-159
J424THFSTJT10.0M	900 002-160
J424THFSTJT12.0M	900 002-161
J424THFSTJT15.0M	900 002-162
J424THFSTJT20.0M	900 002-163
J424THFSTJT25.0M	900 002-164
J424THFSTJT30.0M	900 002-165
J424THFSTJT40.0M	900 002-166
J424THFSTJT50.0M	900 002-167



Industrial Ethernet Cord Sets

M12 to RJ45, 24 AWG, TPE, High Flex, Teal Jacket

Cable Description

Industrial Ethernet High-Flex CAT 5E, TPE unshielded, 2 pair, 24 AWG cable, stranded copper alloy conductors, polyolefin insulation, teal jacket.



Physical Characteristics

Number of Pairs	2
Conductors	4
Gauge	24 AWG
Stranding	Stranded
Diameter	.024"
Material	Copper Alloy
Color Codes	1 = White/Orange Stripe & Orange 2 = White/Green Stripe & Green

Outer Shield

Material	Unshielded
-----------------	------------

Outer Jacket

Material	TPE
Jacket Color	Teal
Overall Diameter	0.250"

Mechanical Characteristics

Operating Temperature Range	-40°C to +80°C
Storage Temperature Range	-40°C to +85°C
Installation Temperature Range	-25°C to +80°C
Max. Pulling Tension	25 lbs.
Min. Bend Radius	0.25"

Application Standards

NEC(UL)	AWM 20626
TIA/EIA	568-B.2 Category 5e Patch

Connector Specifications

Pins	8	4
Coding	N/A	D-Coded
Housing/Molded Body	Pre-Tinned Copper Alloy	PUR, Black
Insert	Clear Polycarbonate	PUR, Self Extinguishing
Contacts	50 μ Gold Contact over Nickel Plated	Brass, Gold over Nickel Plated
Coupling Nut	N/A	Brass, Nickel Plated
Ingress Protection Rating	IP 20	IP 68
Temperature Range	-20°C to +75°C	-20°C to +75°C
CMR(UL)	CMR	CMR

Description	Order NO.
M224THFSTJT00.3M	900 002-185
M224THFSTJT00.5M	900 002-186
M224THFSTJT01.0M	900 002-187
M224THFSTJT02.0M	900 002-188
M224THFSTJT03.0M	900 002-189
M224THFSTJT04.0M	900 002-190
M224THFSTJT05.0M	900 002-191
M224THFSTJT06.0M	900 002-192
M224THFSTJT07.0M	900 002-193
M224THFSTJT10.0M	900 002-194
M224THFSTJT12.0M	900 002-195
M224THFSTJT15.0M	900 002-196
M224THFSTJT20.0M	900 002-197
M224THFSTJT25.0M	900 002-198
M224THFSTJT30.0M	900 002-199
M224THFSTJT40.0M	900 002-200
M224THFSTJT50.0M	900 002-201

Industrial Ethernet Cord Sets

M12 to M12, 24 AWG, TPE, High Flex, Teal Jacket



Cable Description

Industrial Ethernet High-Flex CAT 5E, TPE unshielded, 2 pair, 24 AWG cable, stranded copper alloy conductors, polyolefin insulation, teal jacket.

Physical Characteristics	
Number of Pairs	2
Conductors	4
Gauge	24 AWG
Stranding	Stranded
Diameter	.024"
Material	Copper Alloy
Color Codes	1 = White/Orange Stripe & Orange 2 = White/Green Stripe & Green

Connector Specifications	
Pins	4
Coding	D-Coded
Housing/Molded Body	PUR, Black
Insert	PUR, Self Extinguishing
Contacts	Brass, Gold over Nickel Plated
Coupling Nut	Brass, Nickel Plated
Ingress Protection Rating	IP 68
Temperature Range	-20°C to +75°C
CMR(UL)	CMR

Outer Shield

Material Unshielded

Outer Jacket

Material TPE (High-Flex)
Jacket Color Teal
Overall Diameter 0.250"

Mechanical Characteristics

Operating Temperature Range -40°C to +80°C
Storage Temperature Range -40°C to +85°C
Installation Temperature Range -25°C to +80°C
Max. Pulling Tension 25 lbs.
Min. Bend Radius 0.25"

Application Standards

NEC(UL) AWM 20626
TIA/EIA 568-B.2 Category 5e Patch

Description	Order NO.
M224THFSTMT00.3M	900 002-168
M224THFSTMT00.5M	900 002-169
M224THFSTMT01.0M	900 002-170
M224THFSTMT02.0M	900 002-171
M224THFSTMT03.0M	900 002-172
M224THFSTMT04.0M	900 002-173
M224THFSTMT05.0M	900 002-174
M224THFSTMT06.0M	900 002-175
M224THFSTMT07.0M	900 002-176
M224THFSTMT10.0M	900 002-177
M224THFSTMT12.0M	900 002-178
M224THFSTMT15.0M	900 002-179
M224THFSTMT20.0M	900 002-180
M224THFSTMT25.0M	900 002-181
M224THFSTMT30.0M	900 002-182
M224THFSTMT40.0M	900 002-183
M224THFSTMT50.0M	900 002-184



Industrial Ethernet Cord Sets

RJ45 to RJ45, 24 AWG, Stranded, Shielded TPE Cable, Teal Jacket



Cable Description

Industrial Ethernet CAT 5E, TPE shielded, 2-pair, 24 AWG cable, bonded-pairs, stranded (7x32) tinned copper conductors, polyolefin insulation, and industrial grade sunlight-and-oil-resistant, teal jacket.

Physical Characteristics

Number of Pairs	2
Conductors	8
Gauge	24 AWG
Stranding	Stranded (7x32)
Diameter	.022"
Material	TC - Tinned Copper
Color Codes	1 = White/Orange 3 = White/Green 2 = Orange 6 = Green

Outer Shield

Material	Overall Beldfoil + TC Braid Shield (65% Coverage)
-----------------	---

Outer Jacket

Material	TPE
Jacket Color	Teal
Overall Diameter	0.300"

Mechanical Characteristics

Operating Temperature Range	-40°C to +75°C
Storage Temperature Range	-25°C to +75°C
Installation Temperature Range	-25°C to +75°C
Max. Pulling Tension	40 lbs.
Min. Bend Radius	0.250"

Application Standards

NEC(UL)	TBD
CEC(UL)	TBD
IEC	11801 Category 5e Patch
EU RoHS Compliant	Yes
TIA/EIA	568-B.2 Category 5e Patch

Connector Specifications

Pins	8
RJ45 Plug	Polycarbonate
RJ45 Contacts	Phosphor Bronze, Gold Plated
RJ45 Boot	Elastomer Polyolefin
Insert	Clear Polycarbonate
Contacts	50 μ Gold Contact over Nickel Plated
Ingress Protection Rating	IP 20
Temperature Range	-20°C to +60°C
CMR(UL)	CMR

Description	Order NO.
J224TPETLJT00.3M	900 002-882
J224TPETLJT00.5M	900 002-883
J224TPETLJT01.0M	900 002-884
J224TPETLJT02.0M	900 002-885
J224TPETLJT03.0M	900 002-886
J224TPETLJT04.0M	900 002-887
J224TPETLJT05.0M	900 002-888

Industrial Ethernet Cord Sets

M12 to M12, 24 AWG, Stranded, Shielded TPE Cable, Teal Jacket



Cable Description

Industrial Ethernet CAT 5E, TPE shielded, 2-pair, 24 AWG cable, bonded-pairs, stranded (7x32) tinned copper conductors, polyolefin insulation, and industrial grade sunlight-and-oil-resistant, teal jacket.

Physical Characteristics	
Number of Pairs	2
Conductors	4
Gauge	24 AWG
Stranding	Stranded (7x32)
Diameter	.022"
Material	TC - Tinned Copper
Color Codes	1 = White/Orange 2 = White/Blue 3 = Orange 4 = Blue

Connector Specifications	
Pins	4
Housing/Molded Body	PUR, Black
Insert	PUR, Black
Contacts	Brass, Gold Plated
Coupling Nut	Brass, Nickel Plated
Ingress Protection Rating	IP 68
Temperature Range	-40°C to +75°C
Current Rating	4 A
Voltage Rating	250 V
Performance	CAT5e

Outer Shield

Material	Overall Beldfoil + TC Braid Shield (65% Coverage)
----------	--

Outer Jacket

Material	TPE
Jacket Color	Teal
Overall Diameter	0.300"

Mechanical Characteristics

Operating Temperature Range	-40°C to +75°C
Storage Temperature Range	-25°C to +75°C
Installation Temperature Range	-25°C to +75°C
Max. Pulling Tension	40 lbs.
Min. Bend Radius	0.250"

Application Standards

NEC(UL)	TBD
CEC(UL)	TBD
IEC	11801 Category 5e Patch
EU RoHS Compliant	Yes
TIA/EIA	568-B.2 Category 5e Patch

Description	Order NO.
M224TPETLMT00.3M	900 002-833
M224TPETLMT00.5M	900 002-834
M224TPETLMT01.0M	900 002-835
M224TPETLMT02.0M	900 002-836
M224TPETLMT03.0M	900 002-837
M224TPETLMT04.0M	900 002-838
M224TPETLMT05.0M	900 002-839
M224TPETLMT06.0M	900 002-840
M224TPETLMT07.0M	900 002-841
M224TPETLMT10.0M	900 002-842
M224TPETLMT12.0M	900 002-843
M224TPETLMT15.0M	900 002-844
M224TPETLMT20.0M	900 002-845
M224TPETLMT25.0M	900 002-846
M224TPETLMT30.0M	900 002-847
M224TPETLMT35.0M	900 002-848
M224TPETLMT40.0M	900 002-849
M224TPETLMT45.0M	900 002-850
M224TPETLMT50.0M	900 002-851
M224TPETLMT55.0M	900 002-852
M224TPETLMT60.0M	900 002-853
M224TPETLMT65.0M	900 002-854
M224TPETLMT70.0M	900 002-855
M224TPETLMT75.0M	900 002-856
M224TPETLMT80.0M	900 002-857



Industrial Ethernet Cord Sets

M12 to M12, 24 AWG, Stranded, Shielded TPE, High Flex Cable, Teal Jacket



Cable Description

Industrial Ethernet High-Flex CAT 5E, TPE shielded, 2 pair, 24 AWG cable, stranded copper alloy conductors, polyolefin insulation, teal jacket.

Physical Characteristics	
Number of Pairs	2
Conductors	4
Gauge	24 AWG
Stranding	Stranded
Diameter	.024"
Material	Copper Alloy
Color Codes	1 White/Orange 2 White/Blue 3 Orange 4 Blue

Connector Specifications	
Pins	4
Molded Body	PUR, Black
Coupling Nut	Brass, Nickel Plated
Contacts	Brass, Gold Plated
Insert	PUR, Black
Temperature Range	-40°C to +75°C
IP Rating	IP 68 / MEMA 6P
Current Rating	4 A
Voltage Rating	250 V
Performance	CAT5e

Outer Shield

Material Overall Beldfoil + TC Braid Shield (65% Coverage)

Outer Jacket

Material TPE (High-Flex)
Jacket Color Teal
Overall Diameter 0.300"

Mechanical Characteristics

Operating Temperature Range -40°C to +80°C
Storage Temperature Range -40°C to +85°C
Installation Temperature Range -25°C to +80°C
Max. Pulling Tension 25 lbs.
Min. Bend Radius 0.25"

Application Standards

NEC(UL) AWM 20626
TIA/EIA 568-B.2 Category 5e Patch

Description	Order NO.
M224THFTLMT00.3M	900 002-858
M224THFTLMT00.5M	900 002-859
M224THFTLMT01.0M	900 002-860
M224THFTLMT02.0M	900 002-861
M224THFTLMT03.0M	900 002-862
M224THFTLMT04.0M	900 002-863
M224THFTLMT05.0M	900 002-864
M224THFTLMT06.0M	900 002-865
M224THFTLMT07.0M	900 002-866
M224THFTLMT10.0M	900 002-867
M224THFTLMT12.0M	900 002-868
M224THFTLMT15.0M	900 002-869
M224THFTLMT20.0M	900 002-870
M224THFTLMT25.0M	900 002-871
M224THFTLMT30.0M	900 002-872
M224THFTLMT35.0M	900 002-873
M224THFTLMT40.0M	900 002-874
M224THFTLMT45.0M	900 002-875
M224THFTLMT50.0M	900 002-876

Industrial Ethernet Cord Sets

RJ45 to M12 Panel-Mount Receptacle, 24 AWG, Stranded, Shielded TPE, High Flex Cable, Teal Jacket



Cable Description

Industrial Ethernet CAT 5E, TPE shielded, 2-pair, 24 AWG cable, bonded-pairs, stranded (7x32) tinned copper conductors, polyolefin insulation, and industrial grade sunlight-and-oil-resistant, teal jacket.

Physical Characteristics											
Number of Pairs	2										
Conductors	4										
Gauge	24 AWG										
Stranding	Stranded (7x32)										
Diameter	.022"										
Material	TC - Tinned Copper										
Color Codes	<table border="0"> <thead> <tr> <th>M12</th> <th>RJ45</th> </tr> </thead> <tbody> <tr> <td>1 White/Orange</td> <td>1</td> </tr> <tr> <td>2 White/Green</td> <td>3</td> </tr> <tr> <td>3 Orange</td> <td>2</td> </tr> <tr> <td>4 Green</td> <td>6</td> </tr> </tbody> </table>	M12	RJ45	1 White/Orange	1	2 White/Green	3	3 Orange	2	4 Green	6
M12	RJ45										
1 White/Orange	1										
2 White/Green	3										
3 Orange	2										
4 Green	6										

Connector Specifications	
Pins	4
M12 Housing	Brass, Nickel Plated
M12 Insert	PUR, Black
M12 Contacts	Brass, Gold Plated
RJ45 Plug	Polycarbonate
RJ45 Contacts	Phosphor Bronze, Gold Plated
RJ45 Boot	Elastomer Polyolefin
Temperature Range	-20°C to +60°C
IP Rating	IP 68 / MEMA 6P
Current Rating	1.5 A
Voltage Rating	60 V
Performance	CAT5e

Outer Shield

Material Overall Beldfoil + TC Braid Shield (65% Coverage)

Outer Jacket

Material TPE
 Jacket Color Teal
 Overall Diameter 0.275"

Mechanical Characteristics

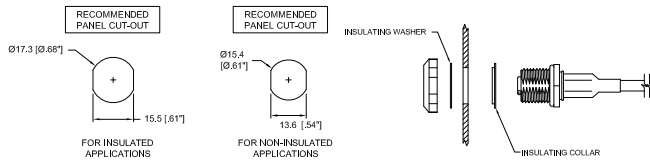
Operating Temperature Range -40°C to +75°C
 Storage Temperature Range -25°C to +75°C
 Installation Temperature Range -25°C to +75°C
 Max. Pulling Tension 40 lbs.
 Min. Bend Radius 0.250"

Application Standards

NEC(UL) TBD
 CEC(UL) TBD
 IEC 11801 Category 5e Patch
 EU RoHS Compliant Yes
 TIA/EIA 568-B.2 Category 5e Patch

Description	Order NO.
J224TPETLPT00.3M	900 002-877
J224TPETLPT00.5M	900 002-878
J224TPETLPT01.0M	900 002-879
J224TPETLPT02.0M	900 002-880
J224TPETLPT03.0M	900 002-881

Ground Isolation - Panel Installation





Industrial Ethernet Cord Sets

RJ45 to RJ45, 24 AWG, TPE, Blue Jacket



Cable Description

Industrial Ethernet CAT 5E, TPE unshielded, 4-pair, 24 AWG cable, bonded-pairs, stranded (7x32) tinned copper conductors, polyolefin insulation, and industrial grade sunlight-and-oil-resistant, blue jacket.

Physical Characteristics	
Number of Pairs	4
Conductors	8
Gauge	24 AWG
Stranding	Stranded (7x32)
Diameter	.022"
Material	TC - Tinned Copper
Color Codes	1 = White/Blue Stripe & Blue 2 = White/Orange Stripe & Orange 3 = White/Green Stripe & Green 4 = White/Brown Stripe & Brown
Outer Shield	
Material	Unshielded
Outer Jacket	
Material	TPE
Jacket Color	Blue
Overall Diameter	0.242"
Mechanical Characteristics	
Operating Temperature Range	-40°C to +75°C
Storage Temperature Range	-25°C to +75°C
Installation Temperature Range	-25°C to +75°C
Max. Pulling Tension	40 lbs.
Min. Bend Radius	0.250"
Application Standards	
NEC(UL)	TBD
CEC(UL)	TBD
IEC	11801 Category 5e Patch
EU RoHS Compliant	Yes
TIA/EIA	568-B.2 Category 5e Patch

Connector Specifications	
Pins	8
Coding	N/A
Housing/Molded Body	Pre-Tinned Copper Alloy
Insert	Clear Polycarbonate
Contacts	50 μ Gold Contact over Nickel Plated
Coupling Nut	N/A
Ingress Protection Rating	IP 20
Temperature Range	-20°C to +75°C
CMR(UL)	CMR

Description	Order NO.
J424TPESTJU00.3M	900 002-222
J424TPESTJU00.5M	900 002-223
J424TPESTJU01.0M	900 002-224
J424TPESTJU02.0M	900 002-225
J424TPESTJU03.0M	900 002-226
J424TPESTJU04.0M	900 002-227
J424TPESTJU05.0M	900 002-228
J424TPESTJU06.0M	900 002-527
J424TPESTJU07.0M	900 002-528
J424TPESTJU10.0M	900 002-529
J424TPESTJU12.0M	900 002-530
J424TPESTJU15.0M	900 002-531
J424TPESTJU20.0M	900 002-532
J424TPESTJU25.0M	900 002-533
J424TPESTJU30.0M	900 002-534
J424TPESTJU40.0M	900 002-535
J424TPESTJU50.0M	900 002-536
J424TPESTJU60.0M	900 002-537
J424TPESTJU70.0M	900 002-538
J424TPESTJU80.0M	900 002-539

Industrial Ethernet Cord Sets

RJ45 to M12 Panel-Mount Receptacle, 24 AWG, TPE, Blue Jacket



Cable Description

Industrial Ethernet CAT 5E, TPE unshielded, 2-pair, 24 AWG cable, bonded-pairs, stranded (7x32) tinned copper conductors, polyolefin insulation, and industrial grade sunlight-and-oil-resistant, blue jacket.

Physical Characteristics

Number of Pairs	2
Conductors	4
Gauge	24 AWG
Stranding	Stranded (7x32)
Diameter	.022"
Material	TC - Tinned Copper
Color Codes	1 = White/Orange Stripe & Orange 2 = White/Green Stripe & Green

Outer Shield

Material	Unshielded
-----------------	------------

Outer Jacket

Material	TPE
Jacket Color	Blue
Overall Diameter	0.275"

Mechanical Characteristics

Operating Temperature Range	-40°C to +75°C
Storage Temperature Range	-25°C to +75°C
Installation Temperature Range	-25°C to +75°C
Max. Pulling Tension	40 lbs.
Min. Bend Radius	0.250"

Application Standards

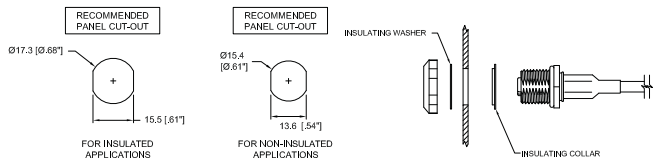
NEC(UL)	TBD
CEC(UL)	TBD
IEC	11801 Category 5e Patch
EU RoHS Compliant	Yes
TIA/EIA	568-B.2 Category 5e Patch

Connector Specifications

Pins	4
M12 Housing	Brass, Nickel Plated
M12 Insert	PUR, Black
M12 Contacts	Brass, Gold Plated
RJ45 Plug	Polycarbonate
RJ45 Contacts	Phosphor Bronze, Gold Plated
RJ45 Boot	Elastomer Polyolefin
Temperature Range	-20°C to +60°C
IP Rating	IP 68 / MEMA 6P
Current Rating	1.5 A
Voltage Rating	60 V
Performance	CAT5e

Description	Order NO.
J224TPESTPU00.3M	900 002-229
J224TPESTPU00.5M	900 002-230
J224TPESTPU01.0M	900 002-231
J224TPESTPU02.0M	900 002-232
J224TPESTPU03.0M	900 002-233
J224TPESTPU04.0M	900 002-487
J224TPESTPU05.0M	900 002-488
J224TPESTPU06.0M	900 002-489
J224TPESTPU07.0M	900 002-490
J224TPESTPU10.0M	900 002-491

Ground Isolation - Panel Installation





Industrial Ethernet Cord Sets

M12 to M12, 24 AWG, TPE, Blue Jacket

Cable Description

Industrial Ethernet CAT 5E, TPE unshielded, 2-pair, 24 AWG cable, bonded-pairs, stranded (7x32) tinned copper conductors, polyolefin insulation, and industrial grade sunlight-and-oil-resistant, blue jacket.



Physical Characteristics

Number of Pairs	2
Conductors	4
Gauge	24 AWG
Stranding	Stranded (7x32)
Diameter	.022"
Material	TC - Tinned Copper
Color Codes	1 = White/Orange Stripe & Orange 2 = White/Green Stripe & Green

Outer Shield

Material	Unshielded
-----------------	------------

Outer Jacket

Material	TPE
Jacket Color	Blue
Overall Diameter	0.275"

Mechanical Characteristics

Operating Temperature Range	-40°C to +75°C
Storage Temperature Range	-25°C to +75°C
Installation Temperature Range	-25°C to +75°C
Max. Pulling Tension	40 lbs.
Min. Bend Radius	0.250"

Application Standards

NEC(UL)	TBD
CEC(UL)	TBD
IEC	11801 Category 5e Patch
EU RoHS Compliant	Yes
TIA/EIA	568-B.2 Category 5e Patch

Connector Specifications

Pins	4
Coding	D-Coded
Housing/Molded Body	PUR, Black
Insert	PUR, Self Extinguishing
Contacts	Brass, Gold over Nickel Plated
Coupling Nut	Brass, Nickel Plated
Ingress Protection Rating	IP 68
Temperature Range	-20°C to +75°C
CMR(UL)	CMR

Description	Order NO.
M224TPESTMU00.3M	900 002-236
M224TPESTMU00.5M	900 002-237
M224TPESTMU01.0M	900 002-238
M224TPESTMU02.0M	900 002-239
M224TPESTMU03.0M	900 002-240
M224TPESTMU04.0M	900 002-241
M224TPESTMU05.0M	900 002-242
M224TPESTMU06.0M	900 002-243
M224TPESTMU07.0M	900 002-244
M224TPESTMU10.0M	900 002-245
M224TPESTMU12.0M	900 002-246
M224TPESTMU15.0M	900 002-247
M224TPESTMU20.0M	900 002-248
M224TPESTMU25.0M	900 002-249
M224TPESTMU30.0M	900 002-250
M224TPESTMU40.0M	900 002-251
M224TPESTMU50.0M	900 002-252
M224TPESTMU60.0M	900 002-253
M224TPESTMU70.0M	900 002-254
M224TPESTMU80.0M	900 002-255
M224TPESTMU90.0M	900 002-506

Industrial Ethernet Cord Sets

RJ45 to RJ45, 24 AWG, TPE, Red Jacket

Cable Description

Industrial Ethernet CAT 5E, TPE unshielded, 4-pair, 24 AWG cable, bonded-pairs, stranded (7x32) tinned copper conductors, polyolefin insulation, and industrial grade sunlight-and-oil-resistant, red jacket.



Physical Characteristics

Number of Pairs	4
Conductors	8
Gauge	24 AWG
Stranding	Stranded (7x32)
Diameter	.022"
Material	TC - Tinned Copper
Color Codes	1 = White/Blue Stripe & Blue 2 = White/Orange Stripe & Orange 3 = White/Green Stripe & Green 4 = White/Brown Stripe & Brown

Outer Shield

Material	Unshielded
-----------------	------------

Outer Jacket

Material	TPE
Jacket Color	Red
Overall Diameter	0.242"

Mechanical Characteristics

Operating Temperature Range	-40°C to +75°C
Storage Temperature Range	-25°C to +75°C
Installation Temperature Range	-25°C to +75°C
Max. Pulling Tension	40 lbs.
Min. Bend Radius	0.250"

Application Standards

NEC(UL)	TBD
CEC(UL)	TBD
IEC	11801 Category 5e Patch
EU RoHS Compliant	Yes
TIA/EIA	568-B.2 Category 5e Patch

Connector Specifications

Pins	8
Housing/Molded Body	Pre-Tinned Copper Alloy
Insert	Clear Polycarbonate
Contacts	50 μ Gold Contact over Nickel Plated
Ingress Protection Rating	IP 20
Temperature Range	-20°C to +75°C
CMR(UL)	CMR

Description	Order NO.
J424TPESTJR00.3M	900 002-801
J424TPESTJR00.5M	900 002-802
J424TPESTJR01.0M	900 002-803
J424TPESTJR02.0M	900 002-804
J424TPESTJR03.0M	900 002-805
J424TPESTJR04.0M	900 002-806
J424TPESTJR05.0M	900 002-807
J424TPESTJR06.0M	900 002-808
J424TPESTJR07.0M	900 002-809
J424TPESTJR10.0M	900 002-810
J424TPESTJR12.0M	900 002-811
J424TPESTJR15.0M	900 002-812
J424TPESTJR20.0M	900 002-813
J424TPESTJR25.0M	900 002-814
J424TPESTJR30.0M	900 002-815
J424TPESTJR35.0M	900 002-816
J424TPESTJR40.0M	900 002-817
J424TPESTJR45.0M	900 002-818
J424TPESTJR50.0M	900 002-819
J424TPESTJR55.0M	900 002-820
J424TPESTJR60.0M	900 002-821
J424TPESTJR65.0M	900 002-822
J424TPESTJR70.0M	900 002-823
J424TPESTJR75.0M	900 002-824
J424TPESTJR80.0M	900 002-825



Industrial Ethernet Cord Sets

M12 to M12, 24 AWG, TPE, Red Jacket

Cable Description

Industrial Ethernet CAT 5E, TPE unshielded, 2-pair, 24 AWG cable, bonded-pairs, stranded (7x32) tinned copper conductors, polyolefin insulation, and industrial grade sunlight-and-oil-resistant, red jacket.



Physical Characteristics	
Number of Pairs	2
Conductors	4
Gauge	24 AWG
Stranding	Stranded (7x32)
Diameter	.022"
Material	TC - Tinned Copper
Color Codes	1 = White/Orange Stripe & Orange 2 = White/Green Stripe & Green

Outer Shield

Material Unshielded

Outer Jacket

Material TPE
Jacket Color Red
Overall Diameter 0.275"

Mechanical Characteristics

Operating Temperature Range -40°C to +75°C
Storage Temperature Range -25°C to +75°C
Installation Temperature Range -25°C to +75°C
Max. Pulling Tension 40 lbs.
Min. Bend Radius 0.250"

Application Standards

NEC(UL) TBD
CEC(UL) TBD
IEC 11801 Category 5e Patch
EU RoHS Compliant Yes
TIA/EIA 568-B.2 Category 5e Patch

Connector Specifications	
Pins	4
Coding	D-Coded
Housing/Molded Body	PUR, Black
Insert	PUR, Self Extinguishing
Contacts	Brass, Gold over Nickel Plated
Coupling Nut	Brass, Nickel Plated
Ingress Protection Rating	IP 68
Temperature Range	-20°C to +75°C
CMR(UL)	CMR

Description	Order NO.
M224TPESTMRO0.3M	900 002-734
M224TPESTMRO0.5M	900 002-735
M224TPESTMRO1.0M	900 002-736
M224TPESTMRO2.0M	900 002-737
M224TPESTMRO3.0M	900 002-738
M224TPESTMRO4.0M	900 002-739
M224TPESTMRO5.0M	900 002-740
M224TPESTMRO6.0M	900 002-741
M224TPESTMRO7.0M	900 002-742
M224TPESTMRO10.0M	900 002-743
M224TPESTMRO12.0M	900 002-744
M224TPESTMRO15.0M	900 002-745
M224TPESTMRO20.0M	900 002-746
M224TPESTMRO25.0M	900 002-747
M224TPESTMRO30.0M	900 002-748
M224TPESTMRO40.0M	900 002-749
M224TPESTMRO50.0M	900 002-750
M224TPESTMRO60.0M	900 002-751
M224TPESTMRO70.0M	900 002-752
M224TPESTMRO80.0M	900 002-753

Industrial Ethernet Cord Sets

RJ45 to M12 Panel-Mount Receptacle, 24 AWG, TPE, Red Jacket

Cable Description

Industrial Ethernet CAT 5E, TPE unshielded, 2-pair, 24 AWG cable, bonded-pairs, stranded (7x32) tinned copper conductors, polyolefin insulation, and industrial grade sunlight-and-oil-resistant, red jacket.



Physical Characteristics

Number of Pairs	2
Conductors	4
Gauge	24 AWG
Stranding	Stranded (7x32)
Diameter	.022"
Material	TC - Tinned Copper
Color Codes	1 = White/Orange Stripe & Orange 2 = White/Green Stripe & Green

Outer Shield

Material	Unshielded
-----------------	------------

Outer Jacket

Material	TPE
Jacket Color	Red
Overall Diameter	0.275"

Mechanical Characteristics

Operating Temperature Range	-40°C to +75°C
Storage Temperature Range	-25°C to +75°C
Installation Temperature Range	-25°C to +75°C
Max. Pulling Tension	40 lbs.
Min. Bend Radius	0.250"

Application Standards

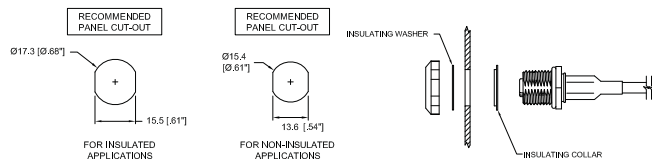
NEC(UL)	TBD
CEC(UL)	TBD
IEC	11801 Category 5e Patch
EU RoHS Compliant	Yes
TIA/EIA	568-B.2 Category 5e Patch

Connector Specifications

Pins	8	4
Coding	N/A	D-Coded
Housing/Molded Body	Pre-Tinned Copper Alloy	PUR, Black
Insert	Clear Polycarbonate	PUR, Self Extinguishing
Contacts	50 μ Gold Contact over Nickel Plated	Brass, Gold over Nickel Plated
Coupling Nut	N/A	Brass, Nickel Plated
Ingress Protection Rating	IP 20	IP 68
Temperature Range	-20°C to +75°C	-20°C to +75°C
CMR(UL)	CMR	CMR

Description	Order NO.
J224TPESTPR00.3M	900 002-796
J224TPESTPR00.5M	900 002-797
J224TPESTPR01.0M	900 002-798
J224TPESTPR02.0M	900 002-799
J224TPESTPR03.0M	900 002-800

Ground Isolation - Panel Installation





Industrial Ethernet Cord Sets

M12 to M12, 24 AWG, TPE, High Flex, Red Jacket

Cable Description

Industrial Ethernet High-Flex CAT 5E, TPE unshielded, 2 pair, 24 AWG cable, stranded copper alloy conductors, polyolefin insulation, red jacket.



Physical Characteristics

Number of Pairs	2
Conductors	4
Gauge	24 AWG
Stranding	Stranded
Diameter	.024"
Material	Copper Alloy
Color Codes	1 = White/Orange Stripe & Orange 2 = White/Green Stripe & Green

Outer Shield

Material	Unshielded
-----------------	------------

Outer Jacket

Material	TPE (High-Flex)
Jacket Color	Red
Overall Diameter	0.250"

Mechanical Characteristics

Operating Temperature Range	-40°C to +80°C
Storage Temperature Range	-40°C to +85°C
Installation Temperature Range	-25°C to +80°C
Max. Pulling Tension	25 lbs.
Min. Bend Radius	0.25"

Application Standards

NEC(UL)	AWM 20626
TIA/EIA	568-B.2 Category 5e Patch

Connector Specifications

Pins	4
Coding	D-Coded
Housing/Molded Body	PUR, Black
Insert	PUR, Self Extinguishing
Contacts	Brass, Gold over Nickel Plated
Coupling Nut	Brass, Nickel Plated
Ingress Protection Rating	IP 68
Temperature Range	-20°C to +75°C
CMR(UL)	CMR

Description	Order NO.
M224THFSTMR00.3M	900 002-717
M224THFSTMR00.5M	900 002-718
M224THFSTMR01.0M	900 002-719
M224THFSTMR02.0M	900 002-720
M224THFSTMR03.0M	900 002-721
M224THFSTMR04.0M	900 002-722
M224THFSTMR05.0M	900 002-723
M224THFSTMR06.0M	900 002-724
M224THFSTMR07.0M	900 002-725
M224THFSTMR10.0M	900 002-726
M224THFSTMR12.0M	900 002-727
M224THFSTMR15.0M	900 002-728
M224THFSTMR20.0M	900 002-729
M224THFSTMR25.0M	900 002-730
M224THFSTMR30.0M	900 002-731
M224THFSTMR40.0M	900 002-732
M224THFSTMR50.0M	900 002-733

Industrial Ethernet Cord Sets

RJ45 to RJ45, 24 AWG, Stranded, Shielded TPE Cable, Red Jacket



Cable Description

Industrial Ethernet CAT 5E, TPE shielded, 2-pair, 24 AWG cable, bonded-pairs, stranded (7x32) tinned copper conductors, polyolefin insulation, and industrial grade sunlight-and-oil-resistant, red jacket.

Physical Characteristics	
Number of Pairs	2
Conductors	8
Gauge	24 AWG
Stranding	Stranded (7x32)
Diameter	.022"
Material	TC - Tinned Copper
Color Codes	1 = White/Orange 3 = White/Green 2 = Orange 6 = Green

Connector Specifications	
Pins	8
RJ45 Plug	Polycarbonate
RJ45 Contacts	Phosphor Bronze, Gold Plated
RJ45 Boot	Elastomer Polyolefin
Ingress Protection Rating	IP 20
Temperature Range	-20°C to +60°C
Current Rating	1.5 A
Voltage Rating	60 V
Performance	CAT5e

Outer Shield

Material	Overall Beldfoil + TC Braid Shield (65% Coverage)
----------	---

Outer Jacket

Material	TPE
Jacket Color	Red
Overall Diameter	0.300"

Mechanical Characteristics

Operating Temperature Range	-40°C to +75°C
Storage Temperature Range	-25°C to +75°C
Installation Temperature Range	-25°C to +75°C
Max. Pulling Tension	40 lbs.
Min. Bend Radius	0.250"

Application Standards

NEC(UL)	TBD
CEC(UL)	TBD
IEC	11801 Category 5e Patch
EU RoHS Compliant	Yes
TIA/EIA	568-B.2 Category 5e Patch

Description	Order NO.
J224TPETLJR00.3M	900 002-826
J224TPETLJR00.5M	900 002-827
J224TPETLJR01.0M	900 002-828
J224TPETLJR02.0M	900 002-829
J224TPETLJR03.0M	900 002-830
J224TPETLJR04.0M	900 002-831
J224TPETLJR05.0M	900 002-832



Industrial Ethernet Cord Sets

M12 to M12, 24 AWG, Stranded, Shielded TPE Cable, Red Jacket



Cable Description

Industrial Ethernet High-Flex CAT 5E, TPE shielded, 2 pair, 24 AWG cable, stranded copper alloy conductors, polyolefin insulation, red jacket.

Physical Characteristics

Number of Pairs	2
Conductors	4
Gauge	24 AWG
Stranding	Stranded
Diameter	.024"
Material	Copper Alloy
Color Codes	1 = White/Orange Stripe & Orange 2 = White/Green Stripe & Green

Outer Shield

Material	Overall Beldfoil + TC Braid Shield (65% Coverage)
-----------------	---

Outer Jacket

Material	TPE (High-Flex)
Jacket Color	Red
Overall Diameter	0.250"

Mechanical Characteristics

Operating Temperature Range	-40°C to +80°C
Storage Temperature Range	-40°C to +85°C
Installation Temperature Range	-25°C to +80°C
Max. Pulling Tension	25 lbs.
Min. Bend Radius	0.25"

Application Standards

NEC(UL)	AWM 20626
TIA/EIA	568-B.2 Category 5e Patch

Connector Specifications

Pins	4
Coding	D-Coded
Housing/Molded Body	PUR, Black
Insert	PUR, Self Extinguishing
Contacts	Brass, Gold Plated
Coupling Nut	Brass, Nickel Plated
Ingress Protection Rating	IP 68 / NEMA 6P
Temperature Range	-40°C to +75°C
Current Rating	4 A
Voltage Rating	250 V
Performance	CAT5e

Description	Order NO.
M224TPETLMR00.3M	900 002-754
M224TPETLMR00.5M	900 002-755
M224TPETLMR01.0M	900 002-756
M224TPETLMR02.0M	900 002-757
M224TPETLMR03.0M	900 002-758
M224TPETLMR04.0M	900 002-759
M224TPETLMR05.0M	900 002-760
M224TPETLMR06.0M	900 002-761
M224TPETLMR07.0M	900 002-762
M224TPETLMR10.0M	900 002-763
M224TPETLMR12.0M	900 002-764
M224TPETLMR15.0M	900 002-765
M224TPETLMR20.0M	900 002-766
M224TPETLMR25.0M	900 002-767
M224TPETLMR30.0M	900 002-768
M224TPETLMR40.0M	900 002-769
M224TPETLMR50.0M	900 002-770
M224TPETLMR60.0M	900 002-771
M224TPETLMR70.0M	900 002-772
M224TPETLMR80.0M	900 002-773

Industrial Ethernet Cord Sets

RJ45 to M12 Panel-Mount Receptacle, 24 AWG, Stranded, Shielded TPE Cable, Red Jacket



Cable Description

Industrial Ethernet CAT 5E, TPE shielded, 2-pair, 24 AWG cable, bonded-pairs, stranded (7x32) tinned copper conductors, polyolefin insulation, and industrial grade sunlight-and-oil-resistant, red jacket.

Physical Characteristics		
Number of Pairs	2	
Conductors	4	
Gauge	24 AWG	
Stranding	Stranded	
Diameter	.024"	
Material	Copper Alloy	
Color Codes	M12	RJ45
	1 White/Orange	1
	2 White/Green	3
	3 Orange	2
	4 Green	6

Outer Shield

Material Overall Beldfoil + TC Braid Shield (65% Coverage)

Outer Jacket

Material TPE (High-Flex)
Jacket Color Red
Overall Diameter 0.300"

Mechanical Characteristics

Operating Temperature Range -40°C to +80°C
Storage Temperature Range -40°C to +85°C
Installation Temperature Range -25°C to +80°C
Max. Pulling Tension 25 lbs.
Min. Bend Radius 0.25"

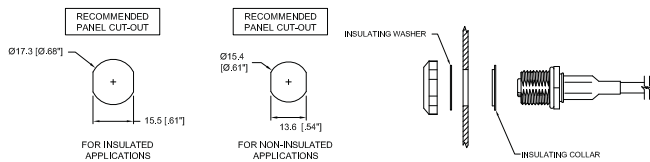
Application Standards

NEC(UL) AWM 20626
TIA/EIA 568-B.2 Category 5e Patch

Connector Specifications	
Pins	4
M12 Housing	Brass, Nickel Plated
M12 Insert	PUR, Black
M12 Contacts	Brass, Gold Plated
RJ45 Plug	Polycarbonate
RJ45 Contacts	Phosphor Bronze, Gold Plated
RJ45 Boot	Elastomer Polyolefin
Temperature Range	-20°C to +60°C
IP Rating	IP 68 / MEMA 6P
Current Rating	1.5 A
Voltage Rating	60 V
Performance	CAT5e

Description	Order NO.
J224TPETLPR00.3M	900 002-791
J224TPETLPR00.5M	900 002-792
J224TPETLPR01.0M	900 002-793
J224TPETLPR02.0M	900 002-794
J224TPETLPR03.0M	900 002-795

Ground Isolation - Panel Installation





Industrial Ethernet Cord Sets

M12 to M12, 24 AWG, Stranded, Shielded TPE Cable, High Flex, Red Jacket



Cable Description

Industrial Ethernet High-Flex CAT 5E, TPE shielded, 2 pair, 24 AWG cable, stranded copper alloy conductors, polyolefin insulation, red jacket.

Physical Characteristics		Connector Specifications	
Number of Pairs	2	Pins	4
Conductors	4	Coding	D-Coded
Gauge	24 AWG	Housing/Molded Body	PUR, Black
Stranding	Stranded	Insert	PUR, Self Extinguishing
Diameter	.024"	Contacts	Brass, Gold Plated
Material	Copper Alloy	Coupling Nut	Brass, Nickel Plated
Color Codes	1 = White/Orange Stripe & Orange 2 = White/Green Stripe & Green	Ingress Protection Rating	IP 68 / NEMA 6P
		Temperature Range	-40°C to +75°C
		Current Rating	4 A
		Voltage Rating	250 V
		Performance	CAT5e
Outer Shield			
Material	Overall Beldfoil + TC Braid Shield (65% Coverage)		
Outer Jacket			
Material	TPE (High-Flex)		
Jacket Color	Red		
Overall Diameter	0.300"		
Mechanical Characteristics			
Operating Temperature Range	-40°C to +80°C		
Storage Temperature Range	-40°C to +85°C		
Installation Temperature Range	-25°C to +80°C		
Max. Pulling Tension	25 lbs.		
Min. Bend Radius	0.25"		
Application Standards			
NEC(UL)	AWM 20626		
TIA/EIA	568-B.2 Category 5e Patch		

Description	Order NO.
M224THFTLMR00.3M	900 002-774
M224THFTLMR00.5M	900 002-775
M224THFTLMR01.0M	900 002-776
M224THFTLMR02.0M	900 002-777
M224THFTLMR03.0M	900 002-778
M224THFTLMR04.0M	900 002-779
M224THFTLMR05.0M	900 002-780
M224THFTLMR06.0M	900 002-781
M224THFTLMR07.0M	900 002-782
M224THFTLMR10.0M	900 002-783
M224THFTLMR12.0M	900 002-784
M224THFTLMR15.0M	900 002-785
M224THFTLMR20.0M	900 002-786
M224THFTLMR25.0M	900 002-787
M224THFTLMR30.0M	900 002-788
M224THFTLMR40.0M	900 002-789
M224THFTLMR50.0M	900 002-790

Industrial Ethernet Cord Sets

M12 to M12, 24 AWG, TPE, High Flex, Orange Jacket

Cable Description

Industrial Ethernet High-Flex CAT 5E, TPE unshielded, 2 pair, 24 AWG cable, stranded copper alloy conductors, polyolefin insulation, orange jacket.



Physical Characteristics	
Number of Pairs	2
Conductors	4
Gauge	24 AWG
Stranding	Stranded
Diameter	.024"
Material	Copper Alloy
Color Codes	1 = White/Orange Stripe & Orange 2 = White/Green Stripe & Green

Connector Specifications	
Pins	4
Coding	D-Coded
Housing/Molded Body	PUR, Black
Insert	PUR, Self Extinguishing
Contacts	Brass, Gold over Nickel Plated
Coupling Nut	Brass, Nickel Plated
Ingress Protection Rating	IP 68
Temperature Range	-20°C to +75°C
CMR(UL)	CMR

Outer Shield

Material Unshielded

Outer Jacket

Material TPE (High-Flex)
Jacket Color Orange
Overall Diameter 0.250"

Mechanical Characteristics

Operating Temperature Range -40°C to +80°C
Storage Temperature Range -40°C to +85°C
Installation Temperature Range -25°C to +80°C
Max. Pulling Tension 25 lbs.
Min. Bend Radius 0.25"

Application Standards

NEC(UL) AWM 20626
TIA/EIA 568-B.2 Category 5e Patch

Description	Order NO.
M224THFSTMN00.3M	900 002-256
M224THFSTMN00.5M	900 002-257
M224THFSTMN01.0M	900 002-258
M224THFSTMN02.0M	900 002-259
M224THFSTMN03.0M	900 002-260
M224THFSTMN04.0M	900 002-261
M224THFSTMN05.0M	900 002-262
M224THFSTMN06.0M	900 002-263
M224THFSTMN07.0M	900 002-264
M224THFSTMN10.0M	900 002-265
M224THFSTMN12.0M	900 002-266
M224THFSTMN15.0M	900 002-267
M224THFSTMN20.0M	900 002-268
M224THFSTMN25.0M	900 002-269
M224THFSTMN30.0M	900 002-270
M224THFSTMN40.0M	900 002-271
M224THFSTMN50.0M	900 002-272
M224THFSTMN60.0M	900 002-283
M224THFSTMN70.0M	900 002-284



DataTuff Industrial Ethernet Cord Sets (RJ45). Cat 5e 4 Pair, 24 AWG – Heavy Duty Oil- & Sunlight-Resistant Black Jackets

IP67 interface complies with the **Ethernet/IP** specification (IEC 61076-3-106 Variant 1)

Unshielded with Solid Conductors (ref: Belden Bonded-Pair Cable 7923A)
Cable Rating NEC: CMR, CMX-Outdoor CEC: CMR FT4. MSHA

Belden Part No.	IP Rating	Length meters (Ft.)	Tethered Cap	Standard Package Quantity (Piecies)
E500001 010B50	IP67	1 m (3.3 ft.)	Yes	50
E500002 010B40	IP67	2 m (6.6 ft.)	Yes	40
E500003 010B32	IP67	3 m (9.8 ft.)	Yes	32
E500005 010B24	IP67	5 m (16.4 ft.)	Yes	24
E500025 010B6	IP67	25 m (82 ft.)	Yes	6
E501001 010B70	IP20	1 m (3.3 ft.)	–	70
E501002 010B50	IP20	2 m (6.6 ft.)	–	50
E501003 010B36	IP20	3 m (9.8 ft.)	–	36
E501005 010B30	IP20	5 m (16.4 ft.)	–	30



IP67 Cord Set

Unshielded with Stranded Conductors (ref: Belden Bonded-Pair Cable 7924A)
Cable Rating NEC: CMR, CMX-Outdoor CEC: CMR FT4

Belden Part No.	IP Rating	Length meters (Ft.)	Tethered Cap	Standard Package Quantity (Piecies)
E502001 010B50	IP67	1 m (3.3 ft.)	Yes	50
E502002 010B40	IP67	2 m (6.6 ft.)	Yes	40
E502003 010B32	IP67	3 m (9.8 ft.)	Yes	32
E502005 010B24	IP67	5 m (16.4 ft.)	Yes	24
E502025 010B6	IP67	25 m (82 ft.)	Yes	6
E503001 010B70	IP20	1 m (3.3 ft.)	–	70
E503002 010B50	IP20	2 m (6.6 ft.)	–	50
E503003 010B36	IP20	3 m (9.8 ft.)	–	36
E503005 010B30	IP20	5 m (16.4 ft.)	–	30



IP20 Cord Set

Shielded with Solid Conductors (ref: Belden Bonded-Pair Cable 7929A)
Cable Rating NEC: CMR, CMX-Outdoor CEC: CMR FT4. MSHA

Belden Part No.	IP Rating	Length meters (Ft.)	Tethered Cap	Standard Package Quantity (Piecies)
E504001 010B50	IP67	1 m (3.3 ft.)	Yes	50
E504002 010B40	IP67	2 m (6.6 ft.)	Yes	40
E504003 010B32	IP67	3 m (9.8 ft.)	Yes	32
E504005 010B24	IP67	5 m (16.4 ft.)	Yes	24
E504025 010B6	IP67	25 m (82 ft.)	Yes	6
E505001 010B70	IP20	1 m (3.3 ft.)	–	70
E505002 010B50	IP20	2 m (6.6 ft.)	–	50
E505003 010B36	IP20	3 m (9.8 ft.)	–	36
E505005 010B30	IP20	5 m (16.4 ft.)	–	30

Shielded with Stranded Conductors (ref: Belden Bonded-Pair Cable 7939A)
Cable Rating NEC: CMR, CMX-Outdoor CEC: CMR FT4


Belden Part No.	IP Rating	Length meters (Ft.)	Tethered Cap	Standard Package Quantity (Piecies)
E506001 010B50	IP67	1 m (3.3 ft.)	Yes	50
E506002 010B40	IP67	2 m (6.6 ft.)	Yes	40
E506003 010B32	IP67	3 m (9.8 ft.)	Yes	32
E506005 010B24	IP67	5 m (16.4 ft.)	Yes	24
E506025 010B6	IP67	25 m (82 ft.)	Yes	6
E507001 010B70	IP20	1 m (3.3 ft.)	–	70
E507002 010B50	IP20	2 m (6.6 ft.)	–	50
E507003 010B36	IP20	3 m (9.8 ft.)	–	36
E507005 010B30	IP20	5 m (16.4 ft.)	–	30



IP67 Modular Jack



IP67 Plug Kit



IP67 Stainless Steel Faceplates



IP67 Surface Mount Box



Crimp Tool



Stripping Tool



Punch-down Connecting Tool

Modular Jacks (RJ45). Cat 5e. IP67

IP67 interface complies with the **EtherNet/IP** specification (IEC 61076-3-106 Variant 1)

Belden Part No.	Description	Tethered Cap	Carton Quantity
E100501 010B25	UTP, Black	Yes	25
E100502 010B25	FTP, Black	Yes	25

Plug Kits (RJ45). Cat 5e. IP67

IP67 interface complies with the **EtherNet/IP** specification (IEC 61076-3-106 Variant 1)

Belden Part No.	Description	Tethered Cap	Standard Package Quantity
E300501 010B25	UTP, Black	Yes	25
E300502 010B25	FTP, Black	Yes	25

Stainless Steel Faceplates. IP67

Belden Part No.	Description	Standard Package Quantity
E200001 000B25	Single gang, 1-port	25
E200002 000B25	Single gang, 2-port	25
E200004 000B25	Double gang, 4-port	25

Surface Mount Boxes. IP67

Surface Mount Box Dimensions: 12.8 x 12.8 x 6.7 cm deep (5.05" x 5.05" x 2.625" deep)

Belden Part No.	Description	Standard Package Quantity
E200101 009B8	1-port, White/Stainless Steel Cover	8
E200102 009B8	2-port, White/Stainless Steel Cover	8
E200103 009B8	3-port, White/Stainless Steel Cover	8
E200104 009B8	4-port, White/Stainless Steel Cover	8

Tools

Belden Part No.	Description	Standard Package Quantity
E400001 005S1	Hand tool to crimp unshielded (UTP) and shielded (FTP) RJ45 plugs, 1 Black with Green handle	1
E400003 008S1	Cable stripper, Gray	1
AX100749	Punch-down connecting tool	1
C0054642	Punch-down connecting tool pouch	1

FTP = Foil Shielded Twisted Pairs • UTP = Unshielded Twisted Pairs

Belden also offers a complete line of commercial Copper and Fiber cabling and connectivity solutions.

Complete information for the entire Belden DataTuff Industrial Ethernet line is available at www.belden.com


Ethernet/IP is a trademark of ControlNet International, Ltd. under license by Open DeviceNet Vendor Association, Inc.

Note: For technical support or to place an order for DataTuff Industrial Ethernet Cord Sets and Accessories, contact your local Belden account representative or call **1.800.BELDEN.1**

Be Certain with Belden



Regarding the details in this catalog: Alterations may have been made to the product after the editorial deadline for this publication, namely 08/15/2009. The manufacturer reserves the right to alter the construction and form, manufacture different shades and amend the scope of delivery during the delivery period insofar as the alterations and differences are acceptable to the buyer while allowing for the seller's interests. Insofar as the seller or the manufacturer uses signs or numbers to mark the order or the ordered item, no rights may be derived from this alone. The illustrations may also contain accessories and special equipment which are not part of the mass-produced scope of delivery. Color differences are attributable to technical aspects of the printing process. This publication may also contain types and support services that are not made available/rendered in some countries. The information/details in this publication merely contain general descriptions or performance factors which, when applied in an actual situation, do not always correspond with the described form, and may be amended by way of the further development of products. The desired performance factors shall only be deemed binding if these are expressly agreed on conclusion of the contract. This catalog will be used internationally. However, comments on statutory, legal and fiscal provisions and effects only apply to the Federal Republic of Germany at the time of the editorial deadline for this publication. Please consult your pertinent seller about the provisions and effects that apply to your country, and regarding the latest binding version.



GLOBAL LOCATIONS

For worldwide Industrial Sales
and Technical Support, visit:
www.belden.com/industrial



United States

Division Headquarters - Americas

2200 U.S. Highway 27 South
Richmond, IN 47374

Phone: 765-983-5200

Fax: 800-235-3361

info@belden.com

www.belden.com

Contact for Belden Brand

2200 U.S. Highway 27 South
Richmond, IN 47374

Inside Sales: 1-800-BELDEN-1
(1-800-235-3361)

Phone: 765-983-5200

Fax: 800-235-3361

info@belden.com

www.belden.com

Contact for Hirschmann Brand

1540 Orchard Drive
Chambersburg, PA 17201

Phone: 717-217-2200

Fax: 717-217-2279

info.hirschmann@belden.com

www.belden.com/hirschmann

Canada

National Business Center

2280 Alfred-Nobel

Suite 200

Saint-Laurent, QC

Canada H4S 2A4

Phone: 514-822-2345

Fax: 514-822-7979

LATIN AMERICA and the CARIBBEAN ISLANDS

Regional Office

6100 Hollywood Boulevard

Suite 100

Hollywood, Florida 33024

Phone: 954-987-5044

Fax: 954-987-5044

salessla@belden.com